


# RECOMMENDED BUDGET



COUNTY OF SAN MATEO  
FY 2020-21

# RECOMMENDED BUDGET



## BOARD OF SUPERVISORS

DAVE PINE, 1ST DISTRICT  
CAROLE GROOM, 2ND DISTRICT  
DON HORSLEY, 3RD DISTRICT  
WARREN SLOCUM, 4TH DISTRICT  
DAVID J. CANEPA, 5TH DISTRICT

RECOMMENDED BY:  
MICHAEL P. CALLAGY, COUNTY MANAGER



COUNTY OF SAN MATEO  
FY 2020-21

# ACKNOWLEDGEMENTS

The County Manager’s Office would like to thank the many individuals who provide the necessary information, inspiration, and expertise to produce the Recommended Budget.

The dedication of our public servants across all departments, with the support of our community-based partners, made the production of the Recommended Budget possible.

The Board of Supervisors’ leadership and commitment to effective and compassionate governance bolsters the County’s current and future fiscal stability and upholds our Shared Vision 2025 commitment to a healthy, safe, prosperous, livable, collaborative, and environmentally conscious community.

RECOMMENDED BY:

**MICHAEL P. CALLAGY**  
COUNTY MANAGER

**PEGGY JENSEN**  
DEPUTY COUNTY MANAGER

**ILIANA RODRIGUEZ**  
DEPUTY COUNTY MANAGER

**JUSTIN MATES**  
DEPUTY COUNTY MANAGER

PREPARED BY:

**ROBERT MANCHIA**  
*Chief Financial Officer*

**HEATHER LEDESMA**  
*Principal Management Analyst*

**TIM NEVIN**  
*Principal Management Analyst*

**SOPHIE MINTIER**  
*Lead Management Analyst*

*MANAGEMENT ANALYSTS*  
**Michael Leach**

**Paniz Amirnasiri**

**Lindsey Freeland**

**Myles Tucker**

**Saba Bokharey**

**Ellie Dallman**

**John Ridener**

**Misty Hommerding**

---

ACCOUNTING STAFF

**MICHAEL BOLANDER**  
*Principal Management Analyst*

**GENEVIEVE GONZALEZ**  
*Senior Accountant*

**JOY LIMIN**  
*Senior Accountant*

**JULIANNE CONCEPCION**  
*Accountant*

---

SPECIAL THANKS TO:

**CONTROLLER’S OFFICE**

**FISCAL OFFICER COMMITTEE**

**CARTWRIGHT DESIGN STUDIO**

**ERIC FORGAARD**



GOVERNMENT FINANCE OFFICERS ASSOCIATION

*Distinguished  
Budget Presentation  
Award*

PRESENTED TO

**County of San Mateo  
California**

For the Biennium Beginning

**July 1, 2019**

*Christopher P. Morill*

Executive Director

# FISCAL YEAR 2020-21 RECOMMENDED BUDGET

## TABLE OF CONTENTS

	<u>PAGE</u>
County Manager's FY 2020-21 Recommended Budget Message.....	1-6
County Summary.....	A-1
Budget Unit Summaries and Funding Adjustments	
Criminal Justice.....	1-1
Health Services.....	2-1
Social Services.....	3-1
Community Services.....	4-1
Administration and Fiscal Services.....	5-1
Measure K Funded Initiatives.....	C-1
Capital Projects Summary.....	D-1
Position Adjustment Summary.....	E-1
Memberships and Contributions.....	F-1

## County Manager's FY 2020-21 Recommended Budget Message

Honorable Board of Supervisors,

San Mateo County entered the new decade of 2020 with a thriving local economy. We had grown used to prosperity fueled by more than 21,000 businesses ranging from family-run food trucks to world-leading technology firms that employ thousands.

Indeed, one of the greatest challenges we faced as a local government was managing prosperity: working to close the income gap; building affordable housing; reducing traffic congestion; and strengthening our education system so that everyone could reach their full potential.

***The ultimate measure of a man (or a woman) is not where they stand in moments of comfort and convenience, but where they stand at times of challenge and controversy.***  
-Martin Luther King, Jr.

I don't need to remind you how our world changed and the new challenges we faced in early March when we activated our Emergency Operations Center in response to a world-wide pandemic, the novel coronavirus (COVID-19).

This message focuses on the County budget and outlines some of the tough choices and challenges our organization will face in the months and years ahead. But before I elaborate on the budget, I want to say something to our community:

To the high school seniors who gave up their graduation ceremonies and all the events that surround this milestone, we thank you for your sacrifice. Because you stayed at home, our community is making great strides in reducing the number of new coronavirus infections.

To the hard-working families who are struggling with the loss of income and uncertainty, we thank you for your sacrifice. Because you stayed home, our hospitals and health care system have not seen a surge in new cases that was originally anticipated.

To our business owners who were forced to close to prevent the spread of the virus, I want you to know that your sacrifices were not in vain. The financial hardships you have endured are tragic, but undoubtedly have saved lives.

To Dr. Morrow, who has faced the challenge of a lifetime, I commend you for the tough and thoughtful decisions you've had to make. You have acted with great knowledge, compassion, and collaboration while addressing COVID-19. History will one day show we were fortunate to have you as our Health Officer during this crisis.

To the thousands of healthcare workers, first responders, public safety dispatchers, ambulance teams, and others on the front-line of the pandemic, we thank you for your sacrifice. To the San Mateo County employees who came to work during this crisis as essential workers or to those who provided support from afar, know that you played an important part in the history of this event. Because of your efforts, our community remains resilient and strong. You all are truly modern-day heroes.

To those who found it in their hearts and wallets to donate to San Mateo Strong and other community organizations, we thank you for lessening the financial burden to others. To the families directly impacted by COVID-19—those who have contracted the virus, have suffered the loss of a loved one, or who have cared for a loved one battling the disease—we feel your pain and your suffering. It's important to take time to grieve.

And finally, to the San Mateo County Board of Supervisors, elected officials, city managers, fire chiefs, and police chiefs, you have all risen to this challenge, worked together and have done a remarkable job protecting our County during this pandemic. You are the right leaders in the right place managing an unprecedented event.

This Recommended Budget totals \$3.2 billion (all funds) for FY 2020-21. The Recommended Budget for the General Fund is \$2.1 billion in FY 2020-21. We will not know the full impacts of the novel coronavirus on our economy and our budget for months to come. State law requires each county to submit a budget by July 1 to authorize spending and the functioning of county government. The budget before you is based on revenue and spending assumptions and decisions made prior to the COVID-19 emergency, and therefore is not reflective of the significant budget changes you will receive in September. We will spend the next three months adjusting this preliminary budget based on new information about our losses and our anticipated funding.

We expect many changes and forks in the road ahead, but based on the governor's May budget message and projections, we estimate an approximately \$65 to \$100 million budget deficit due to lost taxes and realignment revenues.

***But today our very survival depends on our ability to stay awake, to adjust to new ideas, to remain vigilant, and to face the challenge of change.***  
–Martin Luther King, Jr.

We also know that the cuts County Health proposed to fill its structural deficit prior to COVID-19 will stand and may expand. Before the pandemic, County Health had a budget gap of \$57 million and balanced the FY 2020-21 Recommended Budget with revenue solutions of \$27.3 million, expense reductions of \$10 million, reserves of \$14.1 million, and additional one-

time support of \$5.5 million from your Board to help County Health and its clients for the next six months, but the underlying financial challenges remain and have grown. The one-time County support will allow additional time for budget solutions delayed by the response to COVID-19. County Health will continue with budget planning throughout the summer to “course correct” for FY 2020-21 due to the impact of COVID-19 and expected loss of revenues and will update the budget gap for FYs 2021-23 throughout the fall and winter.

While this crisis will necessitate significant budget changes as the impacts become clearer, the County of San Mateo's commitment to funding our most essential priorities—public health, public safety, and safety net services—will remain. These functions represent our core mission and have become more important than ever during this crisis.

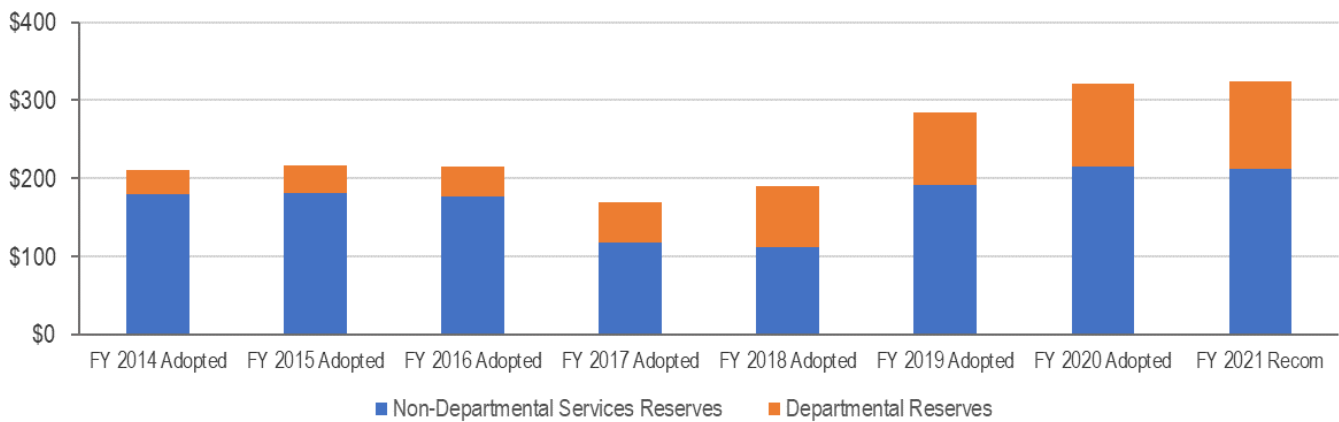
The good news is that prudent actions we have taken in the past will help us as we build a budget to meet our biggest challenges. Through your Board's leadership, we have:

- Built up Reserves that will help cushion what can only be called a significant financial blow**

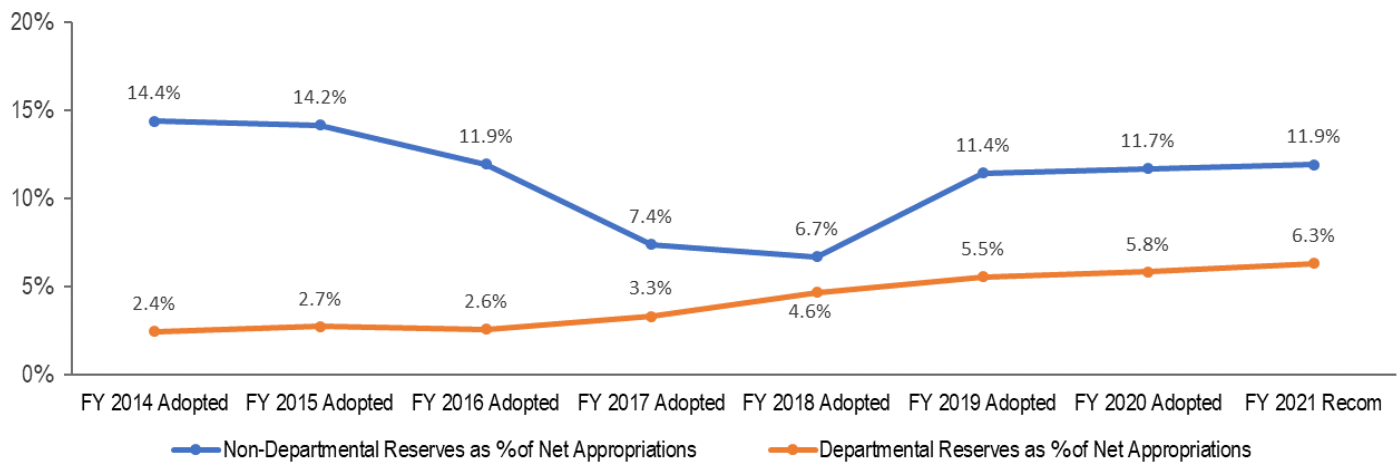
The budget includes General Fund Reserves and Contingencies well above the 10 percent required by Board policy: Non-Departmental Services Reserves of 11.9 percent and Departmental Reserves of 6.3 percent. These Reserve levels will help provide the flexibility necessary to respond to the significant fiscal challenges we will face as a result of the COVID-19 pandemic. These Reserves, along with the current hiring freeze that will allow departmental Reserves to expand, will play a central role in how we navigate the uncertainty now at our doorstep.

### Budgeted General Fund Reserves

(in Millions)



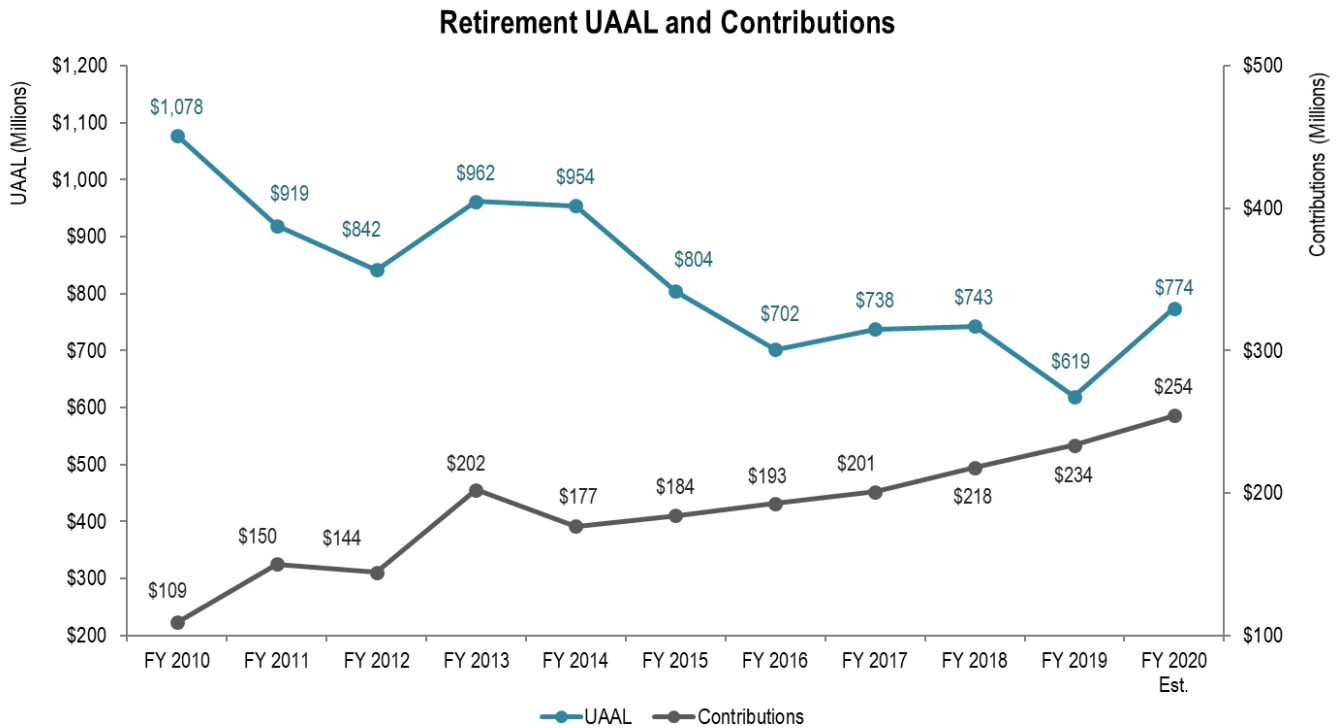
### General Fund Reserves as a Percentage of Net Appropriations





- Funded County pension liabilities**

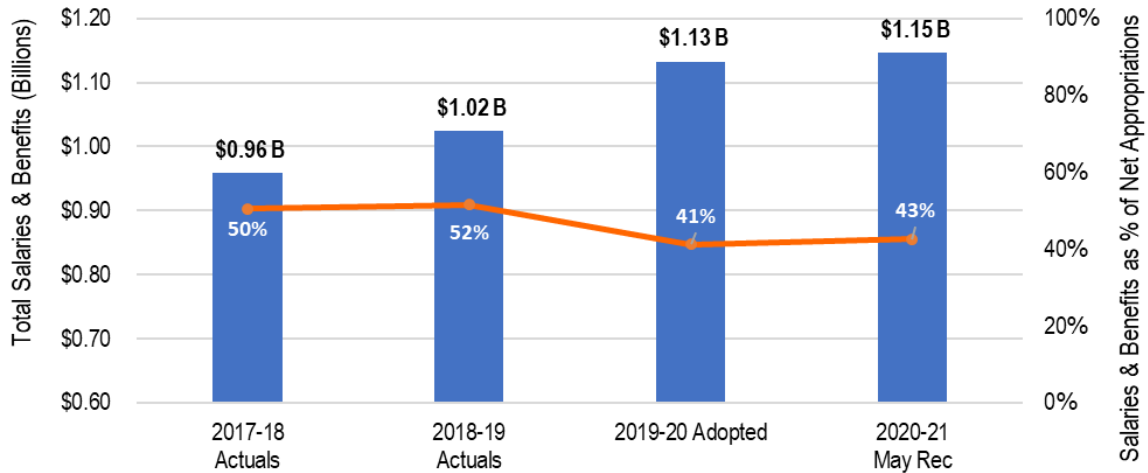
The County’s Unfunded Actuarial Accrued Liability (UAAL) is projected to increase for FY 2020-21, although through the foresight of the board with the prepayment plan initiated in FY 2013-14, and a few additional contributions made along the way, the County remains on target to significantly reduce its UAAL by FY 2023-24. The following chart illustrates the decline in the UAAL and the increase in contributions since the Great Recession. These increases are due to many factors, including a conservative funding model that has seen the assumed earnings rate drop from 7.75 to 6.50 percent since 2011, increasing wages, and the aforementioned prepayment plan.



- Instituted a hiring freeze and limited salary and benefit increases**

In early April, I authorized an immediate hiring freeze to allow the County time to evaluate the financial impact of the COVID-19 pandemic to our organization before assuming new ongoing costs. In addition, this budget recommends a net reduction of 18 positions, including a net reduction of 30 positions in County Health. Salaries and benefits are the largest component of the County’s Recommended Budget at 43 percent of all funds and 51 percent of the General Fund. The current fiscal realities will require limiting salary and benefit growth in order to mitigate more significant impacts to County employees.

## Trend in Budget for Salaries & Benefits All Funds



- **Maintained our bond rating**

As of the most recent annual issuer comment from Moody's in May, the County's credit position remains excellent, with an Aaa bond rating.

### Summary and Conclusion

I have always had great faith in our community's resiliency. Although the future is uncertain, the budget message I send to you today is one of hope as we move into a new normal. How deep and how long the financial crisis will last remains to be seen. There is no history or playbook that can guide us, only time. To that end, we will be continually assessing and reassessing our position until a vaccine and treatment are developed as a major bridge in our road to recovery. The budget we present today may look very different after September Revisions due to the projected \$65 million to \$100 million losses in sales tax and realignment funding to this County.

***We must accept finite disappointment,  
but must never lose infinite hope.***  
—Martin Luther King, Jr..


We certainly did not create this crisis, but history will show that we responded in a comprehensive way to protect the public. This Board of Supervisors has done an outstanding job in its comprehensive response to this crisis and should be commended for its decisive actions to the most critical situation this County has ever faced. Yet, we cannot address this crisis alone, and although we will do everything in our power to protect our residents and businesses in San Mateo County, we will also need to rely on the state and federal government to do their part in order to avoid deep cuts in services.

Though we can't solve all the problems associated with a worldwide pandemic, we can set the example on how to respond—everyone working together, all hands in—to save lives and restore financial sustainability to the County. The world around us has changed quickly in San Mateo County, yet our focus remains the same.

This County will see bright days post-COVID-19, and I know we all look forward to those days. We will emerge from this crisis as a stronger community, knowing everyone did their part, with great sacrifices, to save lives. As a County we will be better prepared to serve the residents because of the collaborations and partnerships we forged in a time of crisis. Through this crisis we have gained knowledge and insight that will serve us well into the future. Government has advanced quickly out of necessity, but the result in many instances will be long lasting. In many instances, new, innovative, and more efficient way to serve the public have been developed and will one day be the new normal.

During this crisis and long after, our workplace may look very different; however we will continue to endeavor to “Create a Remarkable Experience” (C.A.R.E.) for our clients, customers, residents, partners, and employees. It is the resiliency of San Mateo County and all our partners, residents, businesses, and employees that will stand tall in the face of this crisis and lead the way to a better future.

Sincerely,

A handwritten signature in blue ink, appearing to read "Michael P. Callagy". The signature is fluid and cursive, with a long, sweeping tail that extends to the right.

Michael P. Callagy  
County Manager

**RESOLUTION NO. .**

**BOARD OF SUPERVISORS, COUNTY OF SAN MATEO, STATE OF CALIFORNIA**

\* \* \* \* \*

**RESOLUTION APPROVING THE FY 2020-21 RECOMMENDED BUDGET  
SUBMITTED BY THE COUNTY MANAGER**

---

**RESOLVED**, by the Board of Supervisors of the County of San Mateo, State of California, that

**WHEREAS**, the County Budget Act (Government Code §§ 29000-29144 and § 30200) requires that each county have a Recommended Budget, approved by its Board of Supervisors, in place on July 1 of each fiscal year; and

**WHEREAS**, on May 29, 2020, the County Manager posted the FY 2020-21 Recommended Budget on the County's Budget, Policy, and Performance webpage accessible to the public; and

**WHEREAS**, this Board has held public budget hearings on the FY 2020-21 Recommended Budget on June 23, 2020, during which time testimony was taken from County officers, employees, and/or members of the public; and

**WHEREAS**, the FY 2020-21 Recommended Budget submitted herewith includes such revisions deemed necessary for the purpose of having authority to spend until the budget is formally adopted in September 2020 and contains estimates of Fund Balances which will be finalized after the June budget hearings and upon the conclusion of FY 2019-20 year-end closing activities.

**NOW, THEREFORE, IT IS HEREBY DETERMINED AND ORDERED** that:

1. The budget recommended by the County Manager for Fiscal Year 2020-21, including all fixed assets and revisions, and approved by this Board during its public hearings, shall be the Recommended Budget of the County of San Mateo for Fiscal Year 2020-21; and

2. All final Fiscal Year 2019-20 Fund Balance adjustments shall be part of the FY 2020-21 Recommended Budget and shall be made in accordance with the County Reserves Policy and Fund Balance guidelines; and

3. The time for adoption of the FY 2020-21 budget shall be extended to no later than October 2, 2020, and expenditures until that time shall be made in accordance with the Recommended Budget.

\* \* \* \* \*

# COUNTY SUMMARY



Budget Unit Summaries and Funding Adjustments

Measure K Funded Initiatives

Capital Projects Summary

Position Adjustment Summary

Memberships and Contributions



## FY 2020-21

### RECOMMENDED BUDGET



## MISSION

The County of San Mateo protects and enhances the health, safety, welfare, and natural resources of the community; and provides quality services that benefit and enrich the lives of the people of this community.

We are committed to:

The highest standards of public service

A common vision of responsiveness

The highest standards of ethical conduct

Treating people with respect and dignity

## All Funds

## FY 2020-21 Budget Unit Summary

Account Class - Name	2017-18 Actuals	2018-19 Actuals	2019-20 Adopted	2020-21 Revised	2020-21 May Recomm	2020-21 Change
1000 - Taxes	696,813,626	795,193,074	783,679,454	710,587,388	707,167,196	(3,420,192)
1200 - Licenses, Permits and Franchises	11,261,154	11,370,391	10,675,597	10,744,139	10,831,889	87,750
1400 - Fines, Forfeitures and Penalties	8,537,078	8,310,116	8,067,195	8,156,152	8,336,131	179,979
1500 - Use of Money and Property	28,953,956	42,518,871	26,463,508	27,004,557	26,492,663	(511,894)
1600 - Intergovernmental Revenues	644,185,404	643,287,745	723,956,252	714,703,843	707,061,733	(7,642,110)
2000 - Charges for Services	270,912,684	311,750,946	387,259,984	391,690,219	405,376,061	13,685,842
2500 - Interfund Revenue	75,785,099	80,044,435	114,863,920	102,018,094	111,690,914	9,672,820
2600 - Miscellaneous Revenue	46,273,280	38,492,824	34,821,621	34,850,233	35,637,092	786,859
2700 - Other Financing Sources	151,182,271	163,842,707	287,063,276	253,101,292	334,938,982	81,837,690
<b>Total Revenue</b>	<b>1,933,904,552</b>	<b>2,094,811,110</b>	<b>2,376,850,807</b>	<b>2,252,855,917</b>	<b>2,347,532,661</b>	<b>94,676,744</b>
333 - Fund Balance	746,867,414	791,666,198	897,623,589	761,285,292	830,175,642	68,890,350
<b>Total Sources</b>	<b>2,680,771,966</b>	<b>2,886,477,308</b>	<b>3,274,474,396</b>	<b>3,014,141,209</b>	<b>3,177,708,303</b>	<b>163,567,094</b>
4000 - Salaries and Benefits	958,816,022	1,024,648,627	1,132,716,256	1,171,826,961	1,146,807,972	(25,018,989)
5000 - Services and Supplies	507,562,671	503,879,358	771,370,749	683,781,272	670,688,265	(13,093,007)
6000 - Other Charges	382,071,837	349,770,121	474,094,949	401,125,705	397,839,089	(3,286,616)
6900 - Reclassification of Expenses	0	0	0	0	143,460	143,460
7000 - Fixed Assets	56,611,948	81,446,970	250,179,169	161,263,973	261,015,561	99,751,588
7500 - Other Financing Uses	169,804,935	181,712,338	340,852,434	293,610,742	355,131,604	61,520,862
<b>Total Gross Appropriations</b>	<b>2,074,867,414</b>	<b>2,141,457,414</b>	<b>2,969,213,557</b>	<b>2,711,608,653</b>	<b>2,831,625,951</b>	<b>120,017,298</b>
8000 - Intrafund Transfers	(173,889,041)	(153,567,084)	(216,124,902)	(193,841,133)	(140,798,120)	53,043,013
<b>Net Appropriations</b>	<b>1,900,978,373</b>	<b>1,987,890,329</b>	<b>2,753,088,655</b>	<b>2,517,767,520</b>	<b>2,690,827,831</b>	<b>173,060,311</b>
8500 - Contingencies/Dept Reserves	584,588,958	693,997,712	400,607,650	380,761,548	370,288,794	(10,472,754)
8700 - Non-General Fund Reserves	195,204,635	204,589,267	120,778,091	115,612,141	116,591,678	979,537
<b>Total Contingencies and Reserves</b>	<b>779,793,593</b>	<b>898,586,979</b>	<b>521,385,741</b>	<b>496,373,689</b>	<b>486,880,472</b>	<b>(9,493,217)</b>
<b>Total Requirements</b>	<b>2,680,771,966</b>	<b>2,886,477,308</b>	<b>3,274,474,396</b>	<b>3,014,141,209</b>	<b>3,177,708,303</b>	<b>163,567,094</b>
SALRES - Salary Resolution	5,527.0	5,565.0	5,647.0	5,608.0	5,590.0	(18.)
FTE - FTE	5,427.8	5,495.6	5,534.2	5,495.2	5,480.6	(14.6)



## General Fund

## FY 2020-21 Budget Unit Summary

Account Class - Name	2017-18 Actuals	2018-19 Actuals	2019-20 Adopted	2020-21 Revised	2020-21 May Recomm	2020-21 Change
1000 - Taxes	658,243,211	735,250,952	717,682,943	673,541,095	666,744,299	(6,796,796)
1200 - Licenses, Permits and Franchises	7,648,261	7,560,175	7,277,274	7,345,816	7,420,933	75,117
1400 - Fines, Forfeitures and Penalties	6,755,350	6,557,548	6,410,121	6,499,078	6,679,057	179,979
1500 - Use of Money and Property	20,956,207	30,845,618	19,177,140	19,721,462	19,617,698	(103,764)
1600 - Intergovernmental Revenues	455,689,302	444,501,774	524,153,942	491,476,474	504,507,485	13,031,011
2000 - Charges for Services	132,174,468	150,982,774	169,243,889	180,935,289	185,707,439	4,772,150
2500 - Interfund Revenue	56,527,236	59,558,872	83,580,226	78,245,070	81,906,532	3,661,462
2600 - Miscellaneous Revenue	37,371,052	31,286,212	26,527,905	26,230,017	26,385,731	155,714
2700 - Other Financing Sources	12,743,872	11,771,957	17,285,907	16,222,454	16,962,444	739,990
<b>Total Revenue</b>	<b>1,388,108,961</b>	<b>1,478,315,882</b>	<b>1,571,339,347</b>	<b>1,500,216,755</b>	<b>1,515,931,618</b>	<b>15,714,863</b>
333 - Fund Balance	450,064,032	499,536,702	588,454,492	517,171,225	588,714,000	71,542,775
<b>Total Sources</b>	<b>1,838,172,993</b>	<b>1,977,852,585</b>	<b>2,159,793,839</b>	<b>2,017,387,980</b>	<b>2,104,645,618</b>	<b>87,257,638</b>
4000 - Salaries and Benefits	753,733,604	807,473,908	898,354,803	930,046,412	913,030,500	(17,015,912)
5000 - Services and Supplies	358,670,395	338,285,787	531,329,711	453,021,317	438,144,686	(14,876,631)
6000 - Other Charges	277,298,480	244,143,674	365,186,967	296,165,744	293,972,819	(2,192,925)
6900 - Reclassification of Expenses	0	0	0	0	143,460	143,460
7000 - Fixed Assets	5,855,587	16,492,735	34,091,889	20,923,320	22,170,883	1,247,563
7500 - Other Financing Uses	124,158,751	132,259,136	222,397,270	191,541,303	253,163,144	61,621,841
<b>Total Gross Appropriations</b>	<b>1,519,716,818</b>	<b>1,538,655,239</b>	<b>2,051,360,640</b>	<b>1,891,698,096</b>	<b>1,920,625,492</b>	<b>28,927,396</b>
8000 - Intrafund Transfers	(170,819,936)	(150,837,906)	(213,218,648)	(190,897,103)	(140,142,866)	50,754,237
<b>Net Appropriations</b>	<b>1,348,896,882</b>	<b>1,387,817,333</b>	<b>1,838,141,992</b>	<b>1,700,800,993</b>	<b>1,780,482,626</b>	<b>79,681,633</b>
8500 - Contingencies/Dept Reserves	489,276,111	590,035,252	321,651,847	316,586,987	324,162,992	7,576,005
<b>Total Contingencies and Reserves</b>	<b>489,276,111</b>	<b>590,035,252</b>	<b>321,651,847</b>	<b>316,586,987</b>	<b>324,162,992</b>	<b>7,576,005</b>
<b>Total Requirements</b>	<b>1,838,172,993</b>	<b>1,977,852,585</b>	<b>2,159,793,839</b>	<b>2,017,387,980</b>	<b>2,104,645,618</b>	<b>87,257,638</b>
SALRES - Salary Resolution	4,352.0	4,388.0	4,469.0	4,431.0	4,440.0	9.0
FTE - FTE	4,316.9	4,370.4	4,427.6	4,389.6	4,399.4	9.8



# BUDGET UNIT SUMMARIES AND FUNDING ADJUSTMENTS



## FY 2020-21

### RECOMMENDED BUDGET

County Summary

Budget Unit Summaries  
and Funding Adjustments

Measure K Funded Initiatives

Capital Projects Summary

Position Adjustment Summary

Memberships and Contributions



# Criminal Justice



## Sheriff's Office (3000B)

### All Funds FY 2020-21 Budget Unit Summary

	Actual 2017-18	Actual 2018-19	Adopted 2019-20	Revised 2020-21	Recomm 2020-21	Change 2020-21
<b>Sources</b>						
Taxes	775,748	2,670,623	2,689,027	2,714,907	2,828,810	113,903
Licenses, Permits and Franchises	6,361	4,390	5,000	5,000	5,000	—
Fines, Forfeitures and Penalties	591,736	540,495	440,000	440,000	440,000	—
Intergovernmental Revenues	88,601,892	85,514,881	78,307,374	78,556,979	86,580,741	8,023,762
Charges for Services	11,582,970	12,347,660	29,068,989	29,974,485	31,038,946	1,064,461
Interfund Revenue	2,779,566	2,876,770	4,352,612	3,066,093	5,175,821	2,109,728
Miscellaneous Revenue	1,863,288	6,866,547	2,375,240	2,419,564	1,408,767	(1,010,797)
Other Financing Sources	152,191	21,150	21,150	21,150	21,150	—
<b>Total Revenue</b>	<b>106,353,751</b>	<b>110,842,516</b>	<b>117,259,392</b>	<b>117,198,178</b>	<b>127,499,235</b>	<b>10,301,057</b>
Fund Balance	18,865,358	23,398,243	15,297,677	13,289,756	15,655,288	2,365,532
<b>Total Sources</b>	<b>125,219,109</b>	<b>134,240,759</b>	<b>132,557,069</b>	<b>130,487,934</b>	<b>143,154,523</b>	<b>12,666,589</b>
<b>Requirements</b>						
Salaries and Benefits	176,044,120	187,964,302	192,895,444	197,242,100	207,033,268	9,791,168
Services and Supplies	19,642,391	20,412,402	24,736,025	24,539,381	28,163,415	3,624,034
Other Charges	22,384,819	22,056,439	24,981,753	25,483,255	20,333,476	(5,149,779)
Reclassification of Expenses	—	—	—	—	(350,000)	(350,000)
Fixed Assets	924,752	8,760,858	3,266,685	1,545,685	2,647,154	1,101,469
Other Financing Uses	27,741,951	25,339,172	22,170,009	19,063,295	18,944,156	(119,139)
<b>Gross Appropriations</b>	<b>246,738,034</b>	<b>264,533,173</b>	<b>268,049,916</b>	<b>267,873,716</b>	<b>276,771,469</b>	<b>8,897,753</b>
Intrafund Transfers	(3,681,682)	(4,133,593)	(5,037,508)	(4,415,645)	(2,698,322)	1,717,323
<b>Net Appropriations</b>	<b>243,056,352</b>	<b>260,399,580</b>	<b>263,012,408</b>	<b>263,458,071</b>	<b>274,073,147</b>	<b>10,615,076</b>
Contingencies/Dept Reserves	15,925,164	17,540,556	13,289,756	11,368,435	14,455,288	3,086,853
<b>Total Requirements</b>	<b>258,981,516</b>	<b>277,940,136</b>	<b>276,302,164</b>	<b>274,826,506</b>	<b>288,528,435</b>	<b>13,701,929</b>
<b>Net County Cost</b>	<b>133,762,405</b>	<b>143,699,375</b>	<b>143,745,095</b>	<b>144,338,572</b>	<b>145,373,912</b>	<b>1,035,340</b>
Salary Resolution	810.0	820.0	822.0	822.0	827.0	5.0
Funded FTE	809.6	820.0	818.0	818.0	823.5	5.5

## Administrative Services (3011P)

### Resource Allocation Summary

	Actual 2017-18	Actual 2018-19	Adopted 2019-20	Revised 2020-21	Recomm 2020-21	Change 2020-21
Total Sources	21,391,289	30,470,661	19,167,803	17,161,824	19,877,356	2,715,532
Total Requirements	26,678,977	36,093,026	24,560,631	23,278,547	24,760,775	1,482,228
Net County Cost	5,287,688	5,622,365	5,392,828	6,116,723	4,883,419	(1,233,304)
Salary Resolution	33.0	34.0	34.0	34.0	34.0	—
Funded FTE	32.9	34.0	34.0	34.0	34.0	—

**1. Adjustments to Provide Current Level Services:** Budget adjustments are made to reflect current costs for existing levels of service and performance in FY 2020-21, including: salary and benefit changes, including merit increases and adjustments to retiree health contributions; increases in internal service charges; and elimination of one-time revenues and expenditures. Adjustments are also made to correct the use of Intrafund Transfers and Interfund Revenue based on accounting changes. As a one-time funding source, Fund Balance is removed from the Current Level Budget. Net funding adjustments in FY 2020-21 total \$11,335,131.

	CLB Funding Adjustments FY 2020-21
Sources	(12,939,756)
<b>Requirements</b>	
Gross Appropriations	(2,683,562)
Intrafund Transfers	1,078,937
Contingencies/Dept Reserves	—
Net County Cost	11,335,131
Positions	—

**2. Technical Services Staffing:** To address operational needs, one vacant Unclassified Information Technology Analyst is deleted, and one Information Technology Analyst is added in FY 2020-21.

	RLB Funding Adjustments FY 2020-21
Sources	—
<b>Requirements</b>	
Gross Appropriations	—
Intrafund Transfers	—
Net County Cost	—
Positions	—

**3. Fund Balance Adjustment:** This action reappropriates Fund Balance from the prior year and includes adjustments to Year-End Fund Balance.

RLB Funding Adjustments FY 2020-21	
Sources	15,655,288
<b>Requirements</b>	
Gross Appropriations	—
Intrafund Transfers	—
Contingencies/Dept Reserves	3,086,853
Net County Cost	(12,568,435)
Positions	—

### FY 2020-21 Total Funding Adjustments

Total Funding Adjustments	
Sources	2,715,532
<b>Requirements</b>	
Gross Appropriations	(2,683,562)
Intrafund Transfers	1,078,937
Contingencies/Dept Reserves	3,086,853
Net County Cost	(1,233,304)
Positions	—

## Support Services Division (3013P)

### Resource Allocation Summary

	Actual 2017-18	Actual 2018-19	Adopted 2019-20	Revised 2020-21	Recomm 2020-21	Change 2020-21
Total Sources	2,729,687	2,576,146	3,073,859	3,086,460	3,525,223	438,763
Total Requirements	12,902,542	14,144,174	14,995,035	14,907,783	15,007,453	99,670
Net County Cost	10,172,855	11,568,028	11,921,176	11,821,323	11,482,230	(339,093)
Salary Resolution	58.0	50.0	54.0	54.0	57.0	3.0
Funded FTE	57.7	50.0	54.0	54.0	57.0	3.0

**4. Adjustments to Provide Current Level Services:** Budget adjustments are made to reflect current costs for existing levels of service and performance in FY 2020-21, including: salary and benefit changes, including merit increases and adjustments to retiree health contributions; increases in internal service charges; and elimination of one-time revenues and expenditures. Adjustments are also made to correct the use of Intrafund Transfers and Interfund Revenue based on accounting changes. Net funding adjustments in FY 2020-21 total (\$339,093).

	CLB Funding Adjustments FY 2020-21
Sources	77,346
<b>Requirements</b>	
Gross Appropriations	(1,002,419)
Intrafund Transfers	740,672
Net County Cost	(339,093)
Positions	—

**5. Records Staffing:** To better align operational needs, one Records Supervisor is added in FY 2020-21.

	RLB Funding Adjustments FY 2020-21
Sources	136,046
<b>Requirements</b>	
Gross Appropriations	136,046
Intrafund Transfers	—
Net County Cost	—
Positions	1



**6. Property Staffing:** To better align operational needs, two Property Officers are added in FY 2020-21.

RLB Funding Adjustments FY 2020-21	
Sources	225,371
<b>Requirements</b>	
Gross Appropriations	225,371
Intrafund Transfers	—
Net County Cost	—
Positions	2

**FY 2020-21 Total Funding Adjustments**

Total Funding Adjustments	
Sources	438,763
<b>Requirements</b>	
Gross Appropriations	(641,002)
Intrafund Transfers	740,672
Net County Cost	(339,093)
Positions	3

## Forensic Laboratory Division (3017P)

### Resource Allocation Summary

	Actual 2017-18	Actual 2018-19	Adopted 2019-20	Revised 2020-21	Recomm 2020-21	Change 2020-21
Total Sources	4,331,889	4,329,160	4,669,988	4,673,831	4,705,706	31,875
Total Requirements	7,670,231	7,811,949	8,790,428	9,077,230	8,966,233	(110,997)
Net County Cost	3,338,343	3,482,789	4,120,440	4,403,399	4,260,527	(142,872)
Salary Resolution	29.0	29.0	29.0	29.0	29.0	—
Funded FTE	29.0	29.0	29.0	29.0	29.0	—

**7. Adjustments to Provide Current Level Services:** Budget adjustments are made to reflect current costs for existing levels of service and performance in FY 2020-21, including: salary and benefit changes, including merit increases and adjustments to retiree health contributions; increases in internal service charges; and elimination of one-time revenues and expenditures. Adjustments are also made to correct the use of Intrafund Transfers and Interfund Revenue based on accounting changes. Net funding adjustments in FY 2020-21 total (\$142,872).

	CLB Funding Adjustments FY 2020-21
Sources	31,875
<b>Requirements</b>	
Gross Appropriations	(110,997)
Intrafund Transfers	—
Net County Cost	(142,872)
Positions	—

### FY 2020-21 Total Funding Adjustments

	Total Funding Adjustments
Sources	31,875
<b>Requirements</b>	
Gross Appropriations	(110,997)
Intrafund Transfers	—
Net County Cost	(142,872)
Positions	—

## Patrol Division (3051P)

### Resource Allocation Summary

	Actual 2017-18	Actual 2018-19	Adopted 2019-20	Revised 2020-21	Recomm 2020-21	Change 2020-21
Total Sources	35,014,050	35,398,744	36,645,152	37,164,034	40,395,740	3,231,706
Total Requirements	49,774,437	52,564,792	53,016,131	53,863,028	57,717,295	3,854,267
Net County Cost	14,760,386	17,166,048	16,370,979	16,698,994	17,321,555	622,561
Salary Resolution	160.0	165.0	163.0	163.0	163.0	—
Funded FTE	160.0	165.0	159.0	159.0	159.5	0.5

**8. Adjustments to Provide Current Level Services:** Budget adjustments are made to reflect current costs for existing levels of service and performance in FY 2020-21, including: salary and benefit changes, including merit increases and adjustments to retiree health contributions; increases in internal service charges; and elimination of one-time revenues and expenditures. Adjustments are also made to correct the use of Intrafund Transfers and Interfund Revenue based on accounting changes. Net funding adjustments in FY 2020-21 total \$622,561.

	CLB Funding Adjustments FY 2020-21
Sources	3,262,416
<b>Requirements</b>	
Gross Appropriations	3,866,385
Intrafund Transfers	18,592
Net County Cost	622,561
Positions	—

**9. Patrol Staffing:** To better align operational needs, one vacant Records Supervisor is removed, and one Records Technician is added in FY 2020-21.

	RLB Funding Adjustments FY 2020-21
Sources	(30,710)
<b>Requirements</b>	
Gross Appropriations	(30,710)
Intrafund Transfers	—
Net County Cost	—
Positions	—

---

**FY 2020-21 Total Funding Adjustments**

	Total Funding Adjustments
Sources	3,231,706
Requirements	
Gross Appropriations	3,835,675
Intrafund Transfers	18,592
Net County Cost	622,561
Positions	—

---

## Investigations Bureau (3053P)

### Resource Allocation Summary

	Actual 2017-18	Actual 2018-19	Adopted 2019-20	Revised 2020-21	Recomm 2020-21	Change 2020-21
Total Sources	12,829,567	14,315,522	18,495,599	18,812,509	21,913,131	3,100,622
Total Requirements	20,810,583	23,247,602	27,203,193	27,653,117	31,401,810	3,748,693
Net County Cost	7,981,016	8,932,079	8,707,594	8,840,608	9,488,679	648,071
Salary Resolution	90.0	90.0	90.0	90.0	90.0	—
Funded FTE	90.0	90.0	90.0	90.0	90.0	—

**10. Adjustments to Provide Current Level Services:** Budget adjustments are made to reflect current costs for existing levels of service and performance in FY 2020-21, including: salary and benefit changes, including merit increases and adjustments to retiree health contributions; increases in internal service charges; and elimination of one-time revenues and expenditures. Adjustments are also made to correct the use of Intrafund Transfers and Interfund Revenue based on accounting changes. Net funding adjustments in FY 2020-21 total \$648,071.

	CLB Funding Adjustments FY 2020-21
Sources	3,100,622
<b>Requirements</b>	
Gross Appropriations	3,748,693
Intrafund Transfers	—
Net County Cost	648,071
Positions	—

**11. Investigations Staffing:** To address staffing needs, two Unclassified Crime Analysts are moved to other operational areas in FY 2020-21.

	RLB Funding Adjustments FY 2020-21
Sources	—
<b>Requirements</b>	
Gross Appropriations	—
Intrafund Transfers	—
Net County Cost	—
Positions	—

---

**FY 2020-21 Total Funding Adjustments**

	Total Funding Adjustments
Sources	3,100,622
Requirements	
Gross Appropriations	3,748,693
Intrafund Transfers	—
Net County Cost	648,071
Positions	—

---

## Homeland Security Division (3055P)

### Resource Allocation Summary

	Actual 2017-18	Actual 2018-19	Adopted 2019-20	Revised 2020-21	Recomm 2020-21	Change 2020-21
Total Sources	4,170,897	3,509,175	5,305,832	4,463,388	7,127,851	2,664,463
Total Requirements	7,272,225	6,722,845	8,875,777	8,044,675	10,583,065	2,538,390
Net County Cost	3,101,328	3,213,670	3,569,945	3,581,287	3,455,214	(126,073)
Salary Resolution	14.0	16.0	15.0	15.0	15.0	—
Funded FTE	14.0	16.0	15.0	15.0	15.0	—

**12. Adjustments to Provide Current Level Services:** Budget adjustments are made to reflect current costs for existing levels of service and performance in FY 2020-21, including: salary and benefit changes, including merit increases and adjustments to retiree health contributions; increases in internal service charges; and elimination of one-time revenues and expenditures. Adjustments are also made to correct the use of Intrafund Transfers and Interfund Revenue based on accounting changes. Net funding adjustments in FY 2020-21 total (\$126,073).

	CLB Funding Adjustments FY 2020-21
Sources	2,664,463
<b>Requirements</b>	
Gross Appropriations	2,388,004
Intrafund Transfers	150,386
Net County Cost	(126,073)
Positions	—

### FY 2020-21 Total Funding Adjustments

	Total Funding Adjustments
Sources	2,664,463
<b>Requirements</b>	
Gross Appropriations	2,388,004
Intrafund Transfers	150,386
Net County Cost	(126,073)
Positions	—

## Corrections Division (3101P)

### Resource Allocation Summary

	Actual 2017-18	Actual 2018-19	Adopted 2019-20	Revised 2020-21	Recomm 2020-21	Change 2020-21
Total Sources	32,064,015	31,444,072	32,302,835	32,161,149	32,183,805	22,656
Total Requirements	116,104,645	118,275,359	119,196,433	118,097,152	119,031,469	934,317
Net County Cost	84,040,630	86,831,287	86,893,598	85,936,003	86,847,664	911,661
Salary Resolution	360.0	369.0	370.0	370.0	372.0	2.0
Funded FTE	360.0	369.0	370.0	370.0	372.0	2.0

**13. Adjustments to Provide Current Level Services:** Budget adjustments are made to reflect current costs for existing levels of service and performance in FY 2020-21, including: salary and benefit changes, including merit increases and adjustments to retiree health contributions; increases in internal service charges; and elimination of one-time revenues and expenditures. Adjustments are also made to correct the use of Intrafund Transfers and Interfund Revenue based on accounting changes. Net funding adjustments in FY 2020-21 total \$911,661.

	CLB Funding Adjustments FY 2020-21
Sources	22,656
<b>Requirements</b>	
Gross Appropriations	1,205,581
Intrafund Transfers	(271,264)
Net County Cost	911,661
Positions	—

**14. Corrections Division Staffing:** To address operational needs, six vacant Food Service Workers and one vacant Office Assistant are deleted; and two Utility Workers, one Legal Office Specialist, one Food Services Manager, two Supervising Cooks, and three Cooks are added in FY 2020-21.

	RLB Funding Adjustments FY 2020-21
Sources	—
<b>Requirements</b>	
Gross Appropriations	—
Intrafund Transfers	—
Net County Cost	—
Positions	2



---

**FY 2020-21 Total Funding Adjustments**

	Total Funding Adjustments
Sources	22,656
Requirements	
Gross Appropriations	1,205,581
Intrafund Transfers	(271,264)
Net County Cost	911,661
Positions	2

---

## Court Security and Transportation Bureau (3158P)

### Resource Allocation Summary

	Actual 2017-18	Actual 2018-19	Adopted 2019-20	Revised 2020-21	Recomm 2020-21	Change 2020-21
Total Sources	12,687,717	12,197,279	12,896,001	12,964,739	13,425,711	460,972
Total Requirements	17,767,876	19,080,388	19,664,536	19,904,974	21,060,335	1,155,361
Net County Cost	5,080,159	6,883,109	6,768,535	6,940,235	7,634,624	694,389
Salary Resolution	66.0	67.0	67.0	67.0	67.0	—
Funded FTE	66.0	67.0	67.0	67.0	67.0	—

**15. Adjustments to Provide Current Level Services:** Budget adjustments are made to reflect current costs for existing levels of service and performance in FY 2020-21, including: salary and benefit changes, including merit increases and adjustments to retiree health contributions; increases in internal service charges; and elimination of one-time revenues and expenditures. Net funding adjustments in FY 2020-21 total \$694,389.

	CLB Funding Adjustments FY 2020-21
Sources	460,972
<b>Requirements</b>	
Gross Appropriations	1,155,361
Intrafund Transfers	—
Net County Cost	694,389
Positions	—

### FY 2020-21 Total Funding Adjustments

	Total Funding Adjustments
Sources	460,972
<b>Requirements</b>	
Gross Appropriations	1,155,361
Intrafund Transfers	—
Net County Cost	694,389
Positions	—

## Probation Department (3200B)

### All Funds FY 2020-21 Budget Unit Summary

	Actual 2017-18	Actual 2018-19	Adopted 2019-20	Revised 2020-21	Recomm 2020-21	Change 2020-21
<b>Sources</b>						
Taxes	—	—	—	—	—	—
Fines, Forfeitures and Penalties	17,085	16,386	17,066	17,066	17,066	—
Intergovernmental Revenues	33,409,477	33,265,672	37,331,938	34,785,728	34,785,728	—
Charges for Services	1,504,569	1,574,083	1,244,902	1,244,902	1,069,003	(175,899)
Interfund Revenue	2,815	2,755	—	—	—	—
Miscellaneous Revenue	210,655	529,858	108,494	108,494	108,494	—
<b>Total Revenue</b>	<b>35,144,601</b>	<b>35,388,753</b>	<b>38,702,400</b>	<b>36,156,190</b>	<b>35,980,291</b>	<b>(175,899)</b>
Fund Balance	5,716,028	7,816,797	11,519,313	11,519,313	17,379,702	5,860,389
<b>Total Sources</b>	<b>40,860,629</b>	<b>43,205,550</b>	<b>50,221,713</b>	<b>47,675,503</b>	<b>53,359,993</b>	<b>5,684,490</b>
<b>Requirements</b>						
Salaries and Benefits	61,341,502	60,908,665	70,809,430	74,955,090	70,206,168	(4,748,922)
Services and Supplies	4,524,326	5,129,635	6,383,930	6,431,086	6,522,174	91,088
Other Charges	10,249,183	8,324,495	10,783,949	11,069,384	10,869,448	(199,936)
Fixed Assets	601,762	(2,729)	3,019,840	—	—	—
Other Financing Uses	6,364,037	6,316,573	6,566,800	6,385,208	6,385,484	276
<b>Gross Appropriations</b>	<b>83,080,809</b>	<b>80,676,641</b>	<b>97,563,949</b>	<b>98,840,768</b>	<b>93,983,274</b>	<b>(4,857,494)</b>
Intrafund Transfers	(175,953)	(202,459)	(132,948)	(132,948)	(132,948)	—
<b>Net Appropriations</b>	<b>82,904,856</b>	<b>80,474,182</b>	<b>97,431,001</b>	<b>98,707,820</b>	<b>93,850,326</b>	<b>(4,857,494)</b>
Contingencies/Dept Reserves	3,345,079	6,374,512	11,519,313	11,519,313	17,379,702	5,860,389
<b>Total Requirements</b>	<b>86,249,935</b>	<b>86,848,694</b>	<b>108,950,314</b>	<b>110,227,133</b>	<b>111,230,028</b>	<b>1,002,895</b>
<b>Net County Cost</b>	<b>45,389,308</b>	<b>43,643,144</b>	<b>58,728,601</b>	<b>62,551,630</b>	<b>57,870,035</b>	<b>(4,681,595)</b>
Salary Resolution	415.0	415.0	426.0	384.0	384.0	—
Funded FTE	411.9	414.2	421.4	379.4	379.6	0.2

## Administrative Services (3211P)

### Resource Allocation Summary

	Actual 2017-18	Actual 2018-19	Adopted 2019-20	Revised 2020-21	Recomm 2020-21	Change 2020-21
Total Sources	5,372,854	5,900,822	11,095,468	8,395,468	8,395,468	—
Total Requirements	11,854,954	14,495,074	20,255,953	17,808,396	17,632,274	(176,122)
Net County Cost	6,482,100	8,594,253	9,160,485	9,412,928	9,236,806	(176,122)
Salary Resolution	32.0	33.0	35.0	33.0	33.0	—
Funded FTE	32.0	33.0	35.0	33.0	33.0	—

**1. Adjustments to Provide Current Level Services:** Budget adjustments are made to reflect current costs for existing levels of service and performance in FY 2020-21, including: salary and benefit changes, including merit increases and adjustments to retiree health contributions; increases in internal service charges; and elimination of one-time revenues and expenditures. Adjustments are also made to correct the use of Intrafund Transfers and Interfund Revenue based on accounting changes. As a one-time funding source, Fund Balance is removed from the Current Level Budget. Net funding adjustments in FY 2020-21 total \$6,471,443.

	CLB Funding Adjustments FY 2020-21
Sources	(6,647,565)
<b>Requirements</b>	
Gross Appropriations	(176,122)
Intrafund Transfers	—
Net County Cost	6,471,443
Positions	—

**2. Fund Balance Adjustment:** This action re-appropriates Fund Balance from the prior year and includes adjustments to Year-End Fund Balance.

	RLB Funding Adjustments FY 2020-21
Sources	6,647,565
<b>Requirements</b>	
Gross Appropriations	—
Intrafund Transfers	—
Net County Cost	(6,647,565)
Positions	—

---

**FY 2020-21 Total Funding Adjustments**

	Total Funding Adjustments
Sources	—
Requirements	
Gross Appropriations	(176,122)
Intrafund Transfers	—
Net County Cost	(176,122)
Positions	—

---

## Adult Services (3227P)

### Resource Allocation Summary

	Actual 2017-18	Actual 2018-19	Adopted 2019-20	Revised 2020-21	Recomm 2020-21	Change 2020-21
Total Sources	11,330,493	11,925,277	15,587,924	15,941,714	15,765,815	(175,899)
Total Requirements	25,705,448	26,564,018	31,368,697	33,216,377	34,746,610	1,530,233
Net County Cost	14,374,956	14,638,741	15,780,773	17,274,663	18,980,795	1,706,132
Salary Resolution	156.0	158.0	167.0	172.0	172.0	—
Funded FTE	154.9	158.0	165.3	170.3	170.3	0.1

**3. Adjustments to Provide Current Level Services:** Budget adjustments are made to reflect current costs for existing levels of service and performance in FY 2020-21, including: salary and benefit changes, including merit increases and adjustments to retiree health contributions; increases in internal service charges; and elimination of one-time revenues and expenditures. Adjustments are also made to correct the use of Intrafund Transfers and Interfund Revenue based on accounting changes. As a one-time funding source, Fund Balance is removed from the Current Level Budget. Net funding adjustments in FY 2020-21 total \$2,016,782.

	CLB Funding Adjustments FY 2020-21
Sources	(485,863)
<b>Requirements</b>	
Gross Appropriations	1,530,919
Intrafund Transfers	—
Net County Cost	2,016,782
Positions	—

**4. Fund Balance Adjustment:** This action re-appropriates Fund Balance from the prior year and includes adjustments to Year-End Fund Balance.

	RLB Funding Adjustments FY 2020-21
Sources	309,964
<b>Requirements</b>	
Gross Appropriations	—
Intrafund Transfers	—
Net County Cost	(309,964)
Positions	—

**5. 32216 - Add/Delete A LOS to PSS:** In order to support the new work schedule required by the Pretrial Pilot Program, one vacant Legal Office Specialist (LOS) will be converted to one Pretrial Services Specialist (PSS) position, the new job classification created specifically for the Pretrial Program.

RLB Funding Adjustments FY 2020-21	
Sources	—
<b>Requirements</b>	
Gross Appropriations	(686)
Intrafund Transfers	—
Net County Cost	(686)
Positions	—

### FY 2020-21 Total Funding Adjustments

Total Funding Adjustments	
Sources	(175,899)
<b>Requirements</b>	
Gross Appropriations	1,530,233
Intrafund Transfers	—
Net County Cost	1,706,132
Positions	—

## Juvenile Services (3253P)

### Resource Allocation Summary

	Actual 2017-18	Actual 2018-19	Adopted 2019-20	Revised 2020-21	Recomm 2020-21	Change 2020-21
Total Sources	9,314,181	9,743,551	9,464,693	9,464,693	11,418,156	1,953,463
Total Requirements	18,147,539	18,294,469	22,745,943	23,538,256	23,122,614	(415,642)
Net County Cost	8,833,358	8,550,918	13,281,250	14,073,563	11,704,458	(2,369,105)
Salary Resolution	85.0	83.0	83.0	69.0	69.0	—
Funded FTE	83.4	82.4	80.5	66.5	66.7	0.2

**6. Adjustments to Provide Current Level Services:** Budget adjustments are made to reflect current costs for existing levels of service and performance in FY 2020-21, including: salary and benefit changes, including merit increases and adjustments to retiree health contributions; increases in internal service charges; and elimination of one-time revenues and expenditures. Adjustments are also made to correct the use of Intrafund Transfers and Interfund Revenue based on accounting changes. As a one-time funding source, Fund Balance is removed from the Current Level Budget. Net funding adjustments in FY 2020-21 total \$(848,398).

	CLB Funding Adjustments FY 2020-21
Sources	(1,520,707)
<b>Requirements</b>	
Gross Appropriations	(2,369,105)
Intrafund Transfers	—
Net County Cost	(848,398)
Positions	—

**7. Fund Balance Adjustment:** This action re-appropriates Fund Balance from the prior year and includes adjustments to Year-End Fund Balance.

	RLB Funding Adjustments FY 2020-21
Sources	3,474,170
<b>Requirements</b>	
Gross Appropriations	—
Intrafund Transfers	—
Contingencies/Dept Reserves	1,953,463
Net County Cost	(1,520,707)
Positions	—



---

**FY 2020-21 Total Funding Adjustments**

	Total Funding Adjustments
Sources	1,953,463
Requirements	
Gross Appropriations	(2,369,105)
Intrafund Transfers	—
Contingencies/Dept Reserves	1,953,463
Net County Cost	(2,369,105)
Positions	—

---

## Institutions Services (3283P)

### Resource Allocation Summary

	Actual 2017-18	Actual 2018-19	Adopted 2019-20	Revised 2020-21	Recomm 2020-21	Change 2020-21
Total Sources	14,843,102	15,635,901	14,073,628	13,873,628	17,780,554	3,906,926
Total Requirements	30,541,995	27,495,132	34,579,721	35,664,104	35,728,530	64,426
Net County Cost	15,698,894	11,859,232	20,506,093	21,790,476	17,947,976	(3,842,500)
Salary Resolution	142.0	141.0	141.0	110.0	110.0	—
Funded FTE	141.6	140.9	140.6	109.6	109.6	—

**8. Adjustments to Provide Current Level Services:** Budget adjustments are made to reflect current costs for existing levels of service and performance in FY 2020-21, including: salary and benefit changes, including merit increases and adjustments to retiree health contributions; increases in internal service charges; and elimination of one-time revenues and expenditures. Adjustments are also made to correct the use of Intrafund Transfers and Interfund Revenue based on accounting changes. As a one-time funding source, Fund Balance is removed from the Current Level Budget. Net funding adjustments in FY 2020-21 total \$(801,423).

	CLB Funding Adjustments FY 2020-21
Sources	(3,041,077)
<b>Requirements</b>	
Gross Appropriations	(3,842,500)
Intrafund Transfers	—
Net County Cost	(801,423)
Positions	—

**9. Fund Balance Adjustment:** This action re-appropriates Fund Balance from the prior year and includes adjustments to Year-End Fund Balance.

	RLB Funding Adjustments FY 2020-21
Sources	6,948,003
<b>Requirements</b>	
Gross Appropriations	—
Intrafund Transfers	—
Contingencies/Dept Reserves	3,906,926
Net County Cost	(3,041,077)
Positions	—

**FY 2020-21 Total Funding Adjustments**

	Total Funding Adjustments
Sources	3,906,926
Requirements	
Gross Appropriations	(3,842,500)
Intrafund Transfers	—
Contingencies/Dept Reserves	3,906,926
Net County Cost	(3,842,500)
Positions	—

## District Attorney's Office (2510B)

### All Funds FY 2020-21 Budget Unit Summary

	Actual 2017-18	Actual 2018-19	Adopted 2019-20	Revised 2020-21	Recomm 2020-21	Change 2020-21
<b>Sources</b>						
Taxes	890,329	950,371	1,116,891	964,338	964,338	—
Fines, Forfeitures and Penalties	100,809	10,000	624,592	713,149	713,149	—
Intergovernmental Revenues	14,393,665	13,880,748	14,561,295	14,587,635	14,587,635	—
Charges for Services	—	243,281	217,575	217,575	217,575	—
Interfund Revenue	—	166,881	—	—	—	—
Miscellaneous Revenue	566,329	144,244	34,000	34,000	34,000	—
<b>Total Revenue</b>	<b>15,951,132</b>	<b>15,395,525</b>	<b>16,554,353</b>	<b>16,516,697</b>	<b>16,516,697</b>	<b>—</b>
Fund Balance	5,229,616	6,052,960	6,514,274	6,514,274	6,514,274	—
<b>Total Sources</b>	<b>21,180,748</b>	<b>21,448,485</b>	<b>23,068,627</b>	<b>23,030,971</b>	<b>23,030,971</b>	<b>—</b>
<b>Requirements</b>						
Salaries and Benefits	28,082,480	28,961,289	33,521,800	35,389,972	35,703,395	313,423
Services and Supplies	1,393,210	1,219,359	2,792,367	2,563,621	2,563,621	—
Other Charges	2,351,632	2,001,562	2,162,417	2,245,868	2,216,164	(29,704)
Fixed Assets	25,420	25,683	—	—	—	—
Other Financing Uses	176,231	161,142	155,305	159,961	147,931	(12,030)
<b>Gross Appropriations</b>	<b>32,028,973</b>	<b>32,369,035</b>	<b>38,631,889</b>	<b>40,359,422</b>	<b>40,631,111</b>	<b>271,689</b>
Intrafund Transfers	(253,335)	(111,254)	(515,531)	(537,419)	(537,419)	—
<b>Net Appropriations</b>	<b>31,775,638</b>	<b>32,257,781</b>	<b>38,116,358</b>	<b>39,822,003</b>	<b>40,093,692</b>	<b>271,689</b>
Contingencies/Dept Reserves	4,657,974	4,915,454	5,376,768	5,376,768	5,376,768	—
<b>Total Requirements</b>	<b>36,433,612</b>	<b>37,173,235</b>	<b>43,493,126</b>	<b>45,198,771</b>	<b>45,470,460</b>	<b>271,689</b>
<b>Net County Cost</b>	<b>15,252,864</b>	<b>15,724,750</b>	<b>20,424,499</b>	<b>22,167,800</b>	<b>22,439,489</b>	<b>271,689</b>
Salary Resolution	135.0	137.0	140.0	140.0	141.0	1.0
Funded FTE	133.6	136.0	138.7	138.7	139.6	0.9

## District Attorney's Office (2510P)

### Resource Allocation Summary

	Actual 2017-18	Actual 2018-19	Adopted 2019-20	Revised 2020-21	Recomm 2020-21	Change 2020-21
Total Sources	21,180,748	21,448,485	23,068,627	23,030,971	23,030,971	—
Total Requirements	36,433,612	37,173,235	43,493,126	45,198,771	45,470,460	271,689
Net County Cost	15,252,864	15,724,750	20,424,499	22,167,800	22,439,489	271,689
Salary Resolution	135.0	137.0	140.0	140.0	141.0	1.0
Funded FTE	133.6	136.0	138.7	138.7	139.6	0.9

**1. Adjustments to Provide Current Level Services:** Budget adjustments are made to reflect current costs for existing levels of service and performance in FY 2020-21, including: salary and benefit changes, including merit increases and adjustments to retiree health contributions; increases in internal service charges; and elimination of one-time revenues and expenditures. Adjustments are also made to correct the use of Intrafund Transfers and Interfund Revenue based on accounting changes. As a one-time funding source, Fund Balance is removed from the Current Level Budget. Net funding adjustments in FY 2020-21 total \$6,785,963.

	CLB Funding Adjustments FY 2020-21
Sources	(6,514,274)
<b>Requirements</b>	
Gross Appropriations	271,689
Intrafund Transfers	—
Net County Cost	6,785,963
Positions	—

**2. Fund Balance Adjustment:** This action reappropriates Fund Balance from the prior year and includes adjustments to Year-End Fund Balance

	RLB Funding Adjustments FY 2020-21
Sources	6,514,274
<b>Requirements</b>	
Gross Appropriations	—
Intrafund Transfers	—
Net County Cost	(6,514,274)
Positions	—

**3. Deputy District Attorney:** To better align operational needs, convert agile Deputy District Attorney to permanent position in FY 2020-21.

RLB Funding Adjustments FY 2020-21	
Sources	—
<b>Requirements</b>	
Gross Appropriations	—
Intrafund Transfers	—
Net County Cost	—
Positions	1

### FY 2020-21 Total Funding Adjustments

Total Funding Adjustments	
Sources	—
<b>Requirements</b>	
Gross Appropriations	271,689
Intrafund Transfers	—
Net County Cost	271,689
Positions	1

## County Support of the Courts (2700B)

### All Funds

### FY 2020-21 Budget Unit Summary

	Actual 2017-18	Actual 2018-19	Adopted 2019-20	Revised 2020-21	Recomm 2020-21	Change 2020-21
<b>Sources</b>						
Fines, Forfeitures and Penalties	5,515,799	5,397,469	5,069,040	5,069,040	5,069,040	—
Charges for Services	1,446,041	1,340,199	1,305,921	1,305,921	1,305,921	—
Miscellaneous Revenue	1,024,790	1,246,103	1,168,221	1,168,221	1,168,221	—
<b>Total Revenue</b>	<b>7,986,630</b>	<b>7,983,771</b>	<b>7,543,182</b>	<b>7,543,182</b>	<b>7,543,182</b>	<b>—</b>
<b>Total Sources</b>	<b>7,986,630</b>	<b>7,983,771</b>	<b>7,543,182</b>	<b>7,543,182</b>	<b>7,543,182</b>	<b>—</b>
<b>Requirements</b>						
Salaries and Benefits	7,826	—	7,827	7,827	7,827	—
Services and Supplies	1,369,367	1,690,455	1,588,523	1,581,695	1,588,523	6,828
Other Charges	19,085,724	18,417,587	19,413,404	19,413,404	19,349,680	(63,724)
Other Financing Uses	7,543	6,545	7,739	7,739	7,739	—
<b>Gross Appropriations</b>	<b>20,470,460</b>	<b>20,114,587</b>	<b>21,017,493</b>	<b>21,010,665</b>	<b>20,953,769</b>	<b>(56,896)</b>
Intrafund Transfers						
<b>Net Appropriations</b>	<b>20,470,460</b>	<b>20,114,587</b>	<b>21,017,493</b>	<b>21,010,665</b>	<b>20,953,769</b>	<b>(56,896)</b>
<b>Total Requirements</b>	<b>20,470,460</b>	<b>20,114,587</b>	<b>21,017,493</b>	<b>21,010,665</b>	<b>20,953,769</b>	<b>(56,896)</b>
<b>Net County Cost</b>	<b>12,483,829</b>	<b>12,130,816</b>	<b>13,474,311</b>	<b>13,467,483</b>	<b>13,410,587</b>	<b>(56,896)</b>

## County Support of the Courts (2700P)

### Resource Allocation Summary

	Actual 2017-18	Actual 2018-19	Adopted 2019-20	Revised 2020-21	Recomm 2020-21	Change 2020-21
Total Sources	7,986,630	7,983,771	7,543,182	7,543,182	7,543,182	—
Total Requirements	20,470,460	20,114,587	21,017,493	21,010,665	20,953,769	(56,896)
Net County Cost	12,483,829	12,130,816	13,474,311	13,467,483	13,410,587	(56,896)

**1. Adjustments to Provide Current Level Services:** Budget adjustments are made to reflect current costs for existing levels of service and performance in FY 2020-21, including reduction in rent of County owned property. Net funding adjustments in FY 2020-21 total (\$56,896).

	CLB Funding Adjustments FY 2020-21
Sources	—
<b>Requirements</b>	
Gross Appropriations	(56,896)
Intrafund Transfers	—
Net County Cost	(56,896)
Positions	—

### FY 2020-21 Total Funding Adjustments

	Total Funding Adjustments
Sources	—
<b>Requirements</b>	
Gross Appropriations	(56,896)
Intrafund Transfers	—
Net County Cost	(56,896)
Positions	—



## Private Defender Program (2800B)

### All Funds

### FY 2020-21 Budget Unit Summary

	Actual 2017-18	Actual 2018-19	Adopted 2019-20	Revised 2020-21	Recomm 2020-21	Change 2020-21
<b>Sources</b>						
Intergovernmental Revenues	1,262,964	—	450,010	450,010	450,010	—
Charges for Services	589,007	577,318	600,000	600,000	600,000	—
<b>Total Revenue</b>	<b>1,851,971</b>	<b>577,318</b>	<b>1,050,010</b>	<b>1,050,010</b>	<b>1,050,010</b>	<b>—</b>
<b>Total Sources</b>	<b>1,851,971</b>	<b>577,318</b>	<b>1,050,010</b>	<b>1,050,010</b>	<b>1,050,010</b>	<b>—</b>
<b>Requirements</b>						
Services and Supplies	11,208,994	18,003,259	19,500,000	19,500,000	19,468,800	(31,200)
Other Charges	21,939	18,432	25,753	26,966	26,966	—
Other Financing Uses	37,045	36,782	37,119	37,119	37,119	—
<b>Gross Appropriations</b>	<b>11,267,978</b>	<b>18,058,473</b>	<b>19,562,872</b>	<b>19,564,085</b>	<b>19,532,885</b>	<b>(31,200)</b>
Intrafund Transfers						
<b>Net Appropriations</b>	<b>11,267,978</b>	<b>18,058,473</b>	<b>19,562,872</b>	<b>19,564,085</b>	<b>19,532,885</b>	<b>(31,200)</b>
<b>Total Requirements</b>	<b>11,267,978</b>	<b>18,058,473</b>	<b>19,562,872</b>	<b>19,564,085</b>	<b>19,532,885</b>	<b>(31,200)</b>
<b>Net County Cost</b>	<b>9,416,008</b>	<b>17,481,155</b>	<b>18,512,862</b>	<b>18,514,075</b>	<b>18,482,875</b>	<b>(31,200)</b>

## Private Defender Program (2800P)

### Resource Allocation Summary

	Actual 2017-18	Actual 2018-19	Adopted 2019-20	Revised 2020-21	Recomm 2020-21	Change 2020-21
Total Sources	1,851,971	577,318	1,050,010	1,050,010	1,050,010	—
Total Requirements	11,267,978	18,058,473	19,562,872	19,564,085	19,532,885	(31,200)
Net County Cost	9,416,008	17,481,155	18,512,862	18,514,075	18,482,875	(31,200)

**1. Adjustments to Provide Current Level Services:** Budget adjustments are made to reflect current costs for existing levels of service and performance in FY 2020-21, including a contract with the San Mateo County Bar Association. Net funding adjustments in FY 2020-21 total (\$31,200).

	CLB Funding Adjustments FY 2020-21
Sources	—
<b>Requirements</b>	
Gross Appropriations	(31,200)
Intrafund Transfers	—
Net County Cost	(31,200)
Positions	—

### FY 2020-21 Total Funding Adjustments

	Total Funding Adjustments
Sources	—
<b>Requirements</b>	
Gross Appropriations	(31,200)
Intrafund Transfers	—
Net County Cost	(31,200)
Positions	—

## Coroner's Office (3300B)

### All Funds FY 2020-21 Budget Unit Summary

	Actual 2017-18	Actual 2018-19	Adopted 2019-20	Revised 2020-21	Recomm 2020-21	Change 2020-21
<b>Sources</b>						
Licenses, Permits and Franchises	12,434	13,086	11,500	11,500	11,500	—
Intergovernmental Revenues	751,703	535,083	672,767	672,767	672,767	—
Charges for Services	252,182	293,803	255,000	255,000	260,000	5,000
Miscellaneous Revenue	2,797	7,676	2,500	2,500	2,300	(200)
<b>Total Revenue</b>	<b>1,019,115</b>	<b>849,647</b>	<b>941,767</b>	<b>941,767</b>	<b>946,567</b>	<b>4,800</b>
Fund Balance	382,007	315,572	205,307	205,307	205,307	—
<b>Total Sources</b>	<b>1,401,122</b>	<b>1,165,219</b>	<b>1,147,074</b>	<b>1,147,074</b>	<b>1,151,874</b>	<b>4,800</b>
<b>Requirements</b>						
Salaries and Benefits	2,168,731	2,344,639	2,441,377	2,539,910	2,566,598	26,688
Services and Supplies	695,915	761,300	768,109	739,338	1,039,910	300,572
Other Charges	418,963	349,255	445,934	428,633	422,573	(6,060)
Fixed Assets	—	—	51,000	—	—	—
Other Financing Uses	16,659	14,748	16,898	17,682	19,736	2,054
<b>Gross Appropriations</b>	<b>3,300,269</b>	<b>3,469,943</b>	<b>3,723,318</b>	<b>3,725,563</b>	<b>4,048,817</b>	<b>323,254</b>
Intrafund Transfers	—	—	(21,890)	510	510	—
<b>Net Appropriations</b>	<b>3,300,269</b>	<b>3,469,943</b>	<b>3,701,428</b>	<b>3,726,073</b>	<b>4,049,327</b>	<b>323,254</b>
Contingencies/Dept Reserves	181,425	52,990	114,990	114,990	114,990	—
<b>Total Requirements</b>	<b>3,481,694</b>	<b>3,522,933</b>	<b>3,816,418</b>	<b>3,841,063</b>	<b>4,164,317</b>	<b>323,254</b>
<b>Net County Cost</b>	<b>2,080,572</b>	<b>2,357,713</b>	<b>2,669,344</b>	<b>2,693,989</b>	<b>3,012,443</b>	<b>318,454</b>
Salary Resolution	13.0	14.0	14.0	14.0	15.0	1.0
Funded FTE	13.0	14.0	14.0	14.0	15.0	1.0

## Coroner's Office (3300P)

### Resource Allocation Summary

	Actual 2017-18	Actual 2018-19	Adopted 2019-20	Revised 2020-21	Recomm 2020-21	Change 2020-21
Total Sources	1,401,122	1,165,219	1,147,074	1,147,074	1,151,874	4,800
Total Requirements	3,481,694	3,522,933	3,816,418	3,841,063	4,164,317	323,254
Net County Cost	2,080,572	2,357,713	2,669,344	2,693,989	3,012,443	318,454
Salary Resolution	13.0	14.0	14.0	14.0	15.0	1.0
Funded FTE	13.0	14.0	14.0	14.0	15.0	1.0

**1. Adjustments to Provide Current Level Services:** Budget adjustments are made to reflect current costs for existing levels of service and performance in FY 2020-21, including: salary and benefit changes, including merit increases and adjustments to retiree health contributions; increases in internal service charges; and elimination of one-time revenues and expenditures. As a one-time funding source, Fund Balance is removed from the Current Level Budget. Net funding adjustments in FY 2020-21 total \$359,100.

	CLB Funding Adjustments FY 2020-21
Sources	(200,507)
<b>Requirements</b>	
Gross Appropriations	158,593
Intrafund Transfers	—
Contingencies/Dept Reserves	—
Net County Cost	359,100
Positions	—

**2. Fund Balance Adjustment:** This action reappropriates Fund Balance from the prior year and includes adjustments to Year-End Fund Balance.

	RLB Funding Adjustments FY 2020-21
Sources	205,307
<b>Requirements</b>	
Gross Appropriations	—
Intrafund Transfers	—
Net County Cost	(205,307)
Positions	—

**3. VertiQ Hosting and Cloud Storage of Data:** Increase in funds for VertiQ to host Coroner's case management program as well as store legacy and new data on cloud storage.

RLB Funding Adjustments FY 2020-21	
Sources	—
<b>Requirements</b>	
Gross Appropriations	13,000
Intrafund Transfers	—
Net County Cost	13,000
Positions	—

**4. Technology Replacement:** The Coroner's desktops, laptops, and cellphones have aged out and require replacement. The replacement falls under the 33111 sub-unit for all replacements.

RLB Funding Adjustments FY 2020-21	
Sources	—
<b>Requirements</b>	
Gross Appropriations	61,000
Intrafund Transfers	—
Net County Cost	61,000
Positions	—

**5. Digitization of Case Files and Increased Data Storage:** The Coroner's Office has a need to digitize case files to prepare for a decrease in proposed file storage in planned facility at the medical center.

RLB Funding Adjustments FY 2020-21	
Sources	—
<b>Requirements</b>	
Gross Appropriations	90,661
Intrafund Transfers	—
Net County Cost	90,661
Positions	1

---

**FY 2020-21 Total Funding Adjustments**

	Total Funding Adjustments
Sources	4,800
Requirements	
Gross Appropriations	323,254
Intrafund Transfers	—
Contingencies/Dept Reserves	—
Net County Cost	318,454
Positions	1

---

This page intentionally left blank

# Health Services





## Health Administration (5500B)

### All Funds FY 2020-21 Budget Unit Summary

	Actual 2017-18	Actual 2018-19	Adopted 2019-20	Revised 2020-21	Recomm 2020-21	Change 2020-21
<b>Sources</b>						
Taxes	250,000	250,000	—	—	—	—
Intergovernmental Revenues	606,737	127,299	8,896,680	1,037,384	1,260,225	222,841
Charges for Services	2,845,356	2,132,930	2,599,440	2,920,162	1,856,748	(1,063,414)
Interfund Revenue	2,192,899	2,192,578	2,082,023	2,082,023	2,082,023	—
Miscellaneous Revenue	10,528,513	25,687	—	—	—	—
<b>Total Revenue</b>	<b>16,423,505</b>	<b>4,728,494</b>	<b>13,578,143</b>	<b>6,039,569</b>	<b>5,198,996</b>	<b>(840,573)</b>
Fund Balance	2,204	404,254	403,326	403,326	404,254	928
<b>Total Sources</b>	<b>16,425,709</b>	<b>5,132,748</b>	<b>13,981,469</b>	<b>6,442,895</b>	<b>5,603,250</b>	<b>(839,645)</b>
<b>Requirements</b>						
Salaries and Benefits	5,503,944	5,712,700	6,135,991	6,442,642	6,026,356	(416,286)
Services and Supplies	2,590,971	1,336,459	1,762,200	1,785,295	1,429,408	(355,887)
Other Charges	10,806,813	566,817	8,411,193	542,599	475,859	(66,740)
Other Financing Uses	3,711	3,325	5,566	5,841	5,109	(732)
<b>Gross Appropriations</b>	<b>18,905,439</b>	<b>7,619,302</b>	<b>16,314,950</b>	<b>8,776,377</b>	<b>7,936,732</b>	<b>(839,645)</b>
Intrafund Transfers	(2,889,217)	(2,890,807)	(2,737,735)	(2,737,736)	(2,737,736)	—
<b>Net Appropriations</b>	<b>16,016,223</b>	<b>4,728,495</b>	<b>13,577,215</b>	<b>6,038,641</b>	<b>5,198,996</b>	<b>(839,645)</b>
Contingencies/Dept Reserves	409,486	404,253	404,254	404,254	404,254	—
<b>Total Requirements</b>	<b>16,425,709</b>	<b>5,132,748</b>	<b>13,981,469</b>	<b>6,442,895</b>	<b>5,603,250</b>	<b>(839,645)</b>
<b>Net County Cost</b>	<b>—</b>	<b>—</b>	<b>—</b>	<b>—</b>	<b>—</b>	<b>—</b>
Salary Resolution	24.0	27.0	24.0	24.0	24.0	—
Funded FTE	23.8	26.8	23.8	23.8	23.8	—

## Health Administration (5500P)

### Resource Allocation Summary

	Actual 2017-18	Actual 2018-19	Adopted 2019-20	Revised 2020-21	Recomm 2020-21	Change 2020-21
Total Sources	16,425,709	5,132,748	13,981,469	6,442,895	5,603,250	(839,645)
Total Requirements	16,425,709	5,132,748	13,981,469	6,442,895	5,603,250	(839,645)
Net County Cost	—	—	—	—	—	—
Salary Resolution	24.0	27.0	24.0	24.0	24.0	—
Funded FTE	23.8	26.8	23.8	23.8	23.8	—

**1. Adjustments to Provide Current Level Services:** Budget adjustments are made to reflect current costs for existing levels of service and performance in FY 2020-21, including: salary and benefit changes, including merit increases and adjustments to retiree health contributions; increases in internal service charges; and elimination of one-time revenues and expenditures. As a one-time funding source, Fund Balance is removed from the Current Level Budget. Net funding adjustments in FY 2020-21 total \$1,251,424.

	CLB Funding Adjustments FY 2020-21
Sources	(1,103,317)
<b>Requirements</b>	
Gross Appropriations	148,107
Intrafund Transfers	—
Net County Cost	1,251,424
Positions	—

**2. Elimination of the Continuing Medical Education Unit:** As a result of the structural budget deficit, the Continuing Medical Education Unit is being eliminated, resulting in the reduction of one limited term and one extra help position and related services and supply expenses.

	RLB Funding Adjustments FY 2020-21
Sources	(90,582)
<b>Requirements</b>	
Gross Appropriations	(90,582)
Intrafund Transfers	—
Net County Cost	—
Positions	—

**3. Reduction of Work Out of Class & Limited Term Positions Support:** Due to the structural deficit, the budget for work out of class and limited term assignments is being reduced for the LEAP Institute.

RLB Funding Adjustments FY 2020-21	
Sources	—
<b>Requirements</b>	
Gross Appropriations	(327,555)
Intrafund Transfers	—
Net County Cost	(327,555)
Positions	—

**4. Reduction of Contract Support for LEAP Institute:** Due to the structural budget deficit, contract expenditures are reduced.

RLB Funding Adjustments FY 2020-21	
Sources	—
<b>Requirements</b>	
Gross Appropriations	(130,000)
Intrafund Transfers	—
Net County Cost	(130,000)
Positions	—

**5. Reduction of Facilities Budget:** As a result of the structural budget deficit, the facilities budget for 37th Avenue is being reduced. Safety projects will continue to be prioritized but other enhancements or modifications will not be done.

RLB Funding Adjustments FY 2020-21	
Sources	(50,000)
<b>Requirements</b>	
Gross Appropriations	(70,000)
Intrafund Transfers	—
Net County Cost	(20,000)
Positions	—

**6. Reduction of Master Planning & Legislative Support:** Due to the structural deficit, a term position providing support to Master Planning and Legislative Support will terminate upon completion of the term assignment in December 2020.

RLB Funding Adjustments FY 2020-21	
Sources	—
<b>Requirements</b>	
Gross Appropriations	(79,205)
Intrafund Transfers	—
Net County Cost	(79,205)
Positions	—

**7. Fund Balance Adjustment:** This action re-appropriates Fund Balance from the prior year and includes adjustments to Year-End Fund Balance.

RLB Funding Adjustments FY 2020-21	
Sources	404,254
<b>Requirements</b>	
Gross Appropriations	—
Intrafund Transfers	—
Net County Cost	(404,254)
Positions	—

**8. Reduction of Work Out of Class Opportunity:** Due to the structural deficit, funding for a limited term Administrative Assistant position is eliminated. Position was last filled with a person working out of class.

RLB Funding Adjustments FY 2020-21	
Sources	—
<b>Requirements</b>	
Gross Appropriations	(115,410)
Intrafund Transfers	—
Net County Cost	(115,410)
Positions	—

**9. Reductions to External Partners:** As a result of the structural budget deficit, funding directed to external partners for primary prevention, capacity building, and for unanticipated public health and early intervention operational needs is reduced.

RLB Funding Adjustments FY 2020-21	
Sources	—
<b>Requirements</b>	
Gross Appropriations	(175,000)
Intrafund Transfers	—
Net County Cost	(175,000)
Positions	—

### FY 2020-21 Total Funding Adjustments

Total Funding Adjustments	
Sources	(839,645)
<b>Requirements</b>	
Gross Appropriations	(839,645)
Intrafund Transfers	—
Net County Cost	—
Positions	—

## Health Coverage Unit (5510B)

### All Funds FY 2020-21 Budget Unit Summary

	Actual 2017-18	Actual 2018-19	Adopted 2019-20	Revised 2020-21	Recomm 2020-21	Change 2020-21
<b>Sources</b>						
Intergovernmental Revenues	4,146,220	3,020,461	1,041,579	—	—	—
Charges for Services	1,826,509	2,380,000	4,402,600	2,997,251	3,020,922	23,671
Interfund Revenue	248,964	258,271	209,615	216,622	216,622	—
Miscellaneous Revenue	231,489	402,873	314,651	36,000	36,000	—
<b>Total Revenue</b>	<b>6,453,183</b>	<b>6,061,606</b>	<b>5,968,445</b>	<b>3,249,873</b>	<b>3,273,544</b>	<b>23,671</b>
Fund Balance	1,000	165,609	201,251	201,251	254,453	53,202
<b>Total Sources</b>	<b>6,454,183</b>	<b>6,227,215</b>	<b>6,169,696</b>	<b>3,451,124</b>	<b>3,527,997</b>	<b>76,873</b>
<b>Requirements</b>						
Salaries and Benefits	3,355,261	3,665,096	3,921,930	4,070,480	4,005,792	(64,688)
Services and Supplies	4,889,416	4,218,352	3,984,467	1,225,154	1,165,161	(59,993)
Other Charges	181,014	188,732	204,383	219,888	227,626	7,738
Fixed Assets	—	—	135,000	135,000	135,000	—
<b>Gross Appropriations</b>	<b>8,425,692</b>	<b>8,072,180</b>	<b>8,245,780</b>	<b>5,650,522</b>	<b>5,533,579</b>	<b>(116,943)</b>
Intrafund Transfers	—	—	—	—	—	—
<b>Net Appropriations</b>	<b>8,425,692</b>	<b>8,072,180</b>	<b>8,245,780</b>	<b>5,650,522</b>	<b>5,533,579</b>	<b>(116,943)</b>
Contingencies/Dept Reserves	161,000	165,609	201,251	201,251	254,453	53,202
<b>Total Requirements</b>	<b>8,586,692</b>	<b>8,237,789</b>	<b>8,447,031</b>	<b>5,851,773</b>	<b>5,788,032</b>	<b>(63,741)</b>
<b>Net County Cost</b>	<b>2,132,509</b>	<b>2,010,574</b>	<b>2,277,335</b>	<b>2,400,649</b>	<b>2,260,035</b>	<b>(140,614)</b>
Salary Resolution	28.0	28.0	27.0	27.0	27.0	—
Funded FTE	26.7	28.0	25.5	25.5	25.3	(0.3)

## Health Coverage Unit (5510P)

### Resource Allocation Summary

	Actual 2017-18	Actual 2018-19	Adopted 2019-20	Revised 2020-21	Recomm 2020-21	Change 2020-21
Total Sources	6,454,183	6,227,215	6,169,696	3,451,124	3,527,997	76,873
Total Requirements	8,586,692	8,237,789	8,447,031	5,851,773	5,788,032	(63,741)
Net County Cost	2,132,509	2,010,574	2,277,335	2,400,649	2,260,035	(140,614)
Salary Resolution	28.0	28.0	27.0	27.0	27.0	—
Funded FTE	26.7	28.0	25.5	25.5	25.3	(0.3)

**1. Adjustments to Provide Current Level Services:** Budget adjustments are made to reflect current costs for existing levels of service and performance in FY 2020-21, including: salary and benefit changes, including merit increases and adjustments to retiree health contributions; increases in internal service charges; and elimination of one-time revenues and expenditures. As a one-time funding source, Fund Balance is removed from the Current Level Budget. Net funding adjustments in FY 2020-21 total \$120,630.

	CLB Funding Adjustments FY 2020-21
Sources	(177,580)
<b>Requirements</b>	
Gross Appropriations	(56,950)
Intrafund Transfers	—
Net County Cost	120,630
Positions	—

**2. Fund Balance Adjustment:** This action re-appropriates Fund Balance from the prior year and includes adjustments to Year-End Fund Balance

	RLB Funding Adjustments FY 2020-21
Sources	254,453
<b>Requirements</b>	
Gross Appropriations	—
Intrafund Transfers	—
Contingencies/Dept Reserves	53,202
Net County Cost	(201,251)
Positions	—

**3. Elimination of Contract Costs:** Due to the structural deficit, a reduction of contracts with five community-based organizations for health coverage enrollment assistance.

RLB Funding Adjustments FY 2020-21	
Sources	—
<b>Requirements</b>	
Gross Appropriations	(59,993)
Intrafund Transfers	—
Net County Cost	(59,993)
Positions	—

### FY 2020-21 Total Funding Adjustments

Total Funding Adjustments	
Sources	76,873
<b>Requirements</b>	
Gross Appropriations	(116,943)
Intrafund Transfers	—
Contingencies/Dept Reserves	53,202
Net County Cost	(140,614)
Positions	—



## Public Health, Policy and Planning (5550B)

### All Funds FY 2020-21 Budget Unit Summary

	Actual 2017-18	Actual 2018-19	Adopted 2019-20	Revised 2020-21	Recomm 2020-21	Change 2020-21
<b>Sources</b>						
Taxes	152,463	579,726	97,453	100,377	100,377	—
Licenses, Permits and Franchises	855,441	868,671	775,556	775,556	775,556	—
Fines, Forfeitures and Penalties	565	243	473	473	473	—
Intergovernmental Revenues	14,905,149	15,557,359	18,439,937	17,366,955	19,304,323	1,937,368
Charges for Services	2,480,986	2,658,900	3,088,993	3,141,088	3,097,478	(43,610)
Interfund Revenue	2,525,873	3,115,115	2,664,595	2,664,595	2,664,595	—
Miscellaneous Revenue	1,302,904	452,137	1,339,733	1,604,336	1,684,336	80,000
Other Financing Sources	—	—	—	—	27,500	27,500
<b>Total Revenue</b>	<b>22,223,381</b>	<b>23,232,150</b>	<b>26,406,740</b>	<b>25,653,380</b>	<b>27,654,638</b>	<b>2,001,258</b>
Fund Balance	850,249	852,617	853,158	770,256	770,256	—
<b>Total Sources</b>	<b>23,073,630</b>	<b>24,084,767</b>	<b>27,259,898</b>	<b>26,423,636</b>	<b>28,424,894</b>	<b>2,001,258</b>
<b>Requirements</b>						
Salaries and Benefits	18,702,966	20,775,180	25,201,329	25,689,799	26,669,761	979,962
Services and Supplies	12,867,304	12,449,717	14,155,613	13,728,722	14,369,905	641,183
Other Charges	2,251,684	2,064,621	2,467,857	2,443,615	2,527,407	83,792
Reclassification of Expenses	—	—	—	—	—	—
Fixed Assets	53,138	43,668	196,000	—	50,000	50,000
Other Financing Uses	628,785	23,762	27,774	28,884	24,979	(3,905)
<b>Gross Appropriations</b>	<b>34,503,877</b>	<b>35,356,948</b>	<b>42,048,573</b>	<b>41,891,020</b>	<b>43,642,052</b>	<b>1,751,032</b>
Intrafund Transfers	(2,373,609)	(1,711,097)	(4,060,361)	(4,126,505)	(3,274,334)	852,171
<b>Net Appropriations</b>	<b>32,130,268</b>	<b>33,645,851</b>	<b>37,988,212</b>	<b>37,764,515</b>	<b>40,367,718</b>	<b>2,603,203</b>
Contingencies/Dept Reserves	767,888	770,256	770,256	770,256	770,256	—
<b>Total Requirements</b>	<b>32,898,156</b>	<b>34,416,107</b>	<b>38,758,468</b>	<b>38,534,771</b>	<b>41,137,974</b>	<b>2,603,203</b>
<b>Net County Cost</b>	<b>9,824,526</b>	<b>10,331,340</b>	<b>11,498,570</b>	<b>12,111,135</b>	<b>12,713,080</b>	<b>601,945</b>
Salary Resolution	107.0	110.0	121.0	121.0	125.0	4.0
Funded FTE	106.4	109.5	120.4	120.4	123.8	3.4

## Public Health, Policy and Planning (5550P)

### Resource Allocation Summary

	Actual 2017-18	Actual 2018-19	Adopted 2019-20	Revised 2020-21	Recomm 2020-21	Change 2020-21
Total Sources	23,073,630	24,084,767	27,259,898	26,423,636	28,424,894	2,001,258
Total Requirements	32,898,156	34,416,107	38,758,468	38,534,771	41,137,974	2,603,203
Net County Cost	9,824,526	10,331,340	11,498,570	12,111,135	12,713,080	601,945
Salary Resolution	107.0	110.0	121.0	121.0	125.0	4.0
Funded FTE	106.4	109.5	120.4	120.4	123.8	3.4

**1. Adjustments to Provide Current Level Services:** Budget adjustments are made to reflect current costs for existing levels of service and performance in FY 2020-21, including: salary and benefit changes, including merit increases and adjustments to retiree health contributions; increases in internal service charges; and elimination of one-time revenues and expenditures. As a one-time funding source, Fund Balance is removed from the Current Level Budget. Net funding adjustments in FY 2020-21 total \$1,196,837.

	CLB Funding Adjustments FY 2020-21
Sources	970,628
<b>Requirements</b>	
Gross Appropriations	1,315,294
Intrafund Transfers	852,171
Net County Cost	1,196,837
Positions	—

**2. Transfer of Nutrition Education and Obesity Prevention:** The Nutrition Education and Obesity Prevention Program is shifting from a direct education model to a policy development model. As such, its work better aligns with Public Health, Policy, and Planning, and the program is moved from Family Health Services as of October 2020. Three Community Program Specialists II are move with this program.

	RLB Funding Adjustments FY 2020-21
Sources	269,742
<b>Requirements</b>	
Gross Appropriations	409,381
Intrafund Transfers	—
Net County Cost	139,639
Positions	3

**3. Fund Balance Adjustment:** This action re-appropriates Fund Balance from the prior year and includes adjustments to Year-End Fund Balance.

RLB Funding Adjustments FY 2020-21	
Sources	770,256
<b>Requirements</b>	
Gross Appropriations	—
Intrafund Transfers	—
Net County Cost	(770,256)
Positions	—

**4. Creation of Deputy Health Officer Position:** Deputy Health Officer position was created to assist with county-wide health initiatives such as trauma-informed care. This action was approved by the County Manager and Board of Supervisors on April 21, 2020 and will be funded with additional Net County Cost.

RLB Funding Adjustments FY 2020-21	
Sources	—
<b>Requirements</b>	
Gross Appropriations	335,207
Intrafund Transfers	—
Net County Cost	335,207
Positions	1

**5. Redirection of Net County Cost:** Net County Cost is being redirected from Public Health, Policy, and Planning to Correctional Health to assist with the structural deficit. Shift of resources is possible due to additional grant revenues as well as reduced expenditures.

RLB Funding Adjustments FY 2020-21	
Sources	159,242
<b>Requirements</b>	
Gross Appropriations	(140,240)
Intrafund Transfers	—
Net County Cost	(299,482)
Positions	—

**6. Reduction of Communications Support:** As a result of the structural budget deficit in Health, support to the division's internal Communications unit is reduced.

RLB Funding Adjustments FY 2020-21	
Sources	(168,610)
<b>Requirements</b>	
Gross Appropriations	(168,610)
Intrafund Transfers	—
Net County Cost	—
Positions	—

### FY 2020-21 Total Funding Adjustments

Total Funding Adjustments	
Sources	2,001,258
<b>Requirements</b>	
Gross Appropriations	1,751,032
Intrafund Transfers	852,171
Net County Cost	601,945
Positions	4

## Health IT (5560B)

### All Funds FY 2020-21 Budget Unit Summary

	Actual 2017-18	Actual 2018-19	Adopted 2019-20	Revised 2020-21	Recomm 2020-21	Change 2020-21
<b>Sources</b>						
Intergovernmental Revenues	242,251	114,644	3,552,830	3,255,935	2,462,286	(793,649)
Interfund Revenue	2,241,062	2,482,792	2,145,940	2,127,986	2,127,986	—
<b>Total Revenue</b>	<b>2,483,313</b>	<b>2,597,436</b>	<b>5,698,770</b>	<b>5,383,921</b>	<b>4,590,272</b>	<b>(793,649)</b>
Fund Balance	5,034,891	3,318,732	2,034,711	676,780	2,987,382	2,310,602
<b>Total Sources</b>	<b>7,518,204</b>	<b>5,916,168</b>	<b>7,733,481</b>	<b>6,060,701</b>	<b>7,577,654</b>	<b>1,516,953</b>
<b>Requirements</b>						
Salaries and Benefits	4,704,704	5,058,886	6,508,461	6,675,805	7,513,949	838,144
Services and Supplies	2,949,613	2,353,902	5,348,096	2,748,090	3,370,811	622,721
Other Charges	395,042	442,222	486,696	611,512	667,612	56,100
Other Financing Uses	362	325	388	388	376	(12)
<b>Gross Appropriations</b>	<b>8,049,720</b>	<b>7,855,335</b>	<b>12,343,641</b>	<b>10,035,795</b>	<b>11,552,748</b>	<b>1,516,953</b>
Intrafund Transfers	(3,850,248)	(3,941,329)	(5,286,940)	(3,975,094)	(3,975,094)	—
<b>Net Appropriations</b>	<b>4,199,472</b>	<b>3,914,006</b>	<b>7,056,701</b>	<b>6,060,701</b>	<b>7,577,654</b>	<b>1,516,953</b>
Contingencies/Dept Reserves	3,318,732	2,002,162	676,780	—	—	—
<b>Total Requirements</b>	<b>7,518,204</b>	<b>5,916,168</b>	<b>7,733,481</b>	<b>6,060,701</b>	<b>7,577,654</b>	<b>1,516,953</b>
<b>Net County Cost</b>	<b>—</b>	<b>—</b>	<b>—</b>	<b>—</b>	<b>—</b>	<b>—</b>
Salary Resolution	19.0	21.0	19.0	19.0	19.0	—
Funded FTE	19.0	21.0	19.0	19.0	18.9	(0.1)

## Health IT (5560P)

### Resource Allocation Summary

	Actual 2017-18	Actual 2018-19	Adopted 2019-20	Revised 2020-21	Recomm 2020-21	Change 2020-21
Total Sources	7,518,204	5,916,168	7,733,481	6,060,701	7,577,654	1,516,953
Total Requirements	7,518,204	5,916,168	7,733,481	6,060,701	7,577,654	1,516,953
Net County Cost	—	—	—	—	—	—
Salary Resolution	19.0	21.0	19.0	19.0	19.0	—
Funded FTE	19.0	21.0	19.0	19.0	18.9	(0.1)

**1. Adjustments to Provide Current Level Services:** Budget adjustments are made to reflect current costs for existing levels of service and performance in FY 2020-21, including: salary and benefit changes, including merit increases and adjustments to retiree health contributions; increases in internal service charges; and elimination of one-time revenues and expenditures. As a one-time funding source, Fund Balance is removed from the Current Level Budget. Net funding adjustments in FY 2020-21 total \$19,027.

	CLB Funding Adjustments FY 2020-21
Sources	(1,470,429)
<b>Requirements</b>	
Gross Appropriations	(1,451,402)
Intrafund Transfers	—
Net County Cost	19,027
Positions	—

**2. Fund Balance Adjustment:** This action re-appropriates Fund Balance from the prior year and includes adjustments to Year-End Fund Balance. The following projects are anticipated to continue into FY 2020-21: Electronic Health Record, Enterprise Data Warehouse, Digital Workplace, and Health Information Exchange.

	RLB Funding Adjustments FY 2020-21
Sources	2,987,382
<b>Requirements</b>	
Gross Appropriations	2,987,382
Intrafund Transfers	—
Net County Cost	—
Positions	—

---

**FY 2020-21 Total Funding Adjustments**

	Total Funding Adjustments
Sources	1,516,953
Requirements	
Gross Appropriations	1,535,980
Intrafund Transfers	—
Net County Cost	19,027
Positions	—

---

## Emergency Medical Services GF (5600B)

### All Funds FY 2020-21 Budget Unit Summary

	Actual 2017-18	Actual 2018-19	Adopted 2019-20	Revised 2020-21	Recomm 2020-21	Change 2020-21
<b>Sources</b>						
Taxes	41,416	41,416	40,607	36,736	36,736	—
Licenses, Permits and Franchises	33,404	20,954	26,208	26,208	32,432	6,224
Fines, Forfeitures and Penalties	—	—	—	—	185,079	185,079
Intergovernmental Revenues	1,230,736	1,312,549	1,233,400	1,195,185	1,524,943	329,758
Charges for Services	354,447	480,540	387,413	393,213	1,372,896	979,683
Interfund Revenue	678,632	883,397	382,574	201,359	433,521	232,162
Miscellaneous Revenue	5,279,526	5,452,004	7,312,940	7,720,670	6,610,681	(1,109,989)
<b>Total Revenue</b>	<b>7,618,162</b>	<b>8,190,859</b>	<b>9,383,142</b>	<b>9,573,371</b>	<b>10,196,288</b>	<b>622,917</b>
Fund Balance	490,269	490,269	490,270	326,440	326,440	—
<b>Total Sources</b>	<b>8,108,431</b>	<b>8,681,128</b>	<b>9,873,412</b>	<b>9,899,811</b>	<b>10,522,728</b>	<b>622,917</b>
<b>Requirements</b>						
Salaries and Benefits	2,053,471	2,421,115	2,296,094	2,234,411	2,421,396	186,985
Services and Supplies	5,266,554	5,477,576	6,755,762	6,905,251	7,340,967	435,716
Other Charges	298,137	292,168	395,476	434,069	434,285	216
Fixed Assets	—	—	100,000	—	—	—
<b>Gross Appropriations</b>	<b>7,618,162</b>	<b>8,190,858</b>	<b>9,547,332</b>	<b>9,573,731</b>	<b>10,196,648</b>	<b>622,917</b>
Intrafund Transfers	—	—	(360)	(360)	(360)	—
<b>Net Appropriations</b>	<b>7,618,162</b>	<b>8,190,858</b>	<b>9,546,972</b>	<b>9,573,371</b>	<b>10,196,288</b>	<b>622,917</b>
Contingencies/Dept Reserves	490,269	490,270	326,440	326,440	326,440	—
<b>Total Requirements</b>	<b>8,108,431</b>	<b>8,681,128</b>	<b>9,873,412</b>	<b>9,899,811</b>	<b>10,522,728</b>	<b>622,917</b>
<b>Net County Cost</b>	<b>—</b>	<b>—</b>	<b>—</b>	<b>—</b>	<b>—</b>	<b>—</b>
Salary Resolution	9.0	10.0	9.0	10.0	10.0	—
Funded FTE	8.8	10.0	8.8	9.8	10.0	0.2



## Emergency Medical Services GF (5600P)

### Resource Allocation Summary

	Actual 2017-18	Actual 2018-19	Adopted 2019-20	Revised 2020-21	Recomm 2020-21	Change 2020-21
Total Sources	8,108,431	8,681,128	9,873,412	9,899,811	10,522,728	622,917
Total Requirements	8,108,431	8,681,128	9,873,412	9,899,811	10,522,728	622,917
Net County Cost	—	—	—	—	—	—
Salary Resolution	9.0	10.0	9.0	10.0	10.0	—
Funded FTE	8.8	10.0	8.8	9.8	10.0	0.2

**1. Adjustments to Provide Current Level Services:** Budget adjustments are made to reflect current costs for existing levels of service and performance in FY 2020-21, including: salary and benefit changes, including merit increases and adjustments to retiree health contributions; increases in internal service charges; and elimination of one-time revenues and expenditures. Adjustments are also made to correct the use of Intrafund Transfers and Interfund Revenue based on accounting changes. As a one-time funding source, Fund Balance is removed from the Current Level Budget. Net funding adjustments in FY 2020-21 total \$358,602.

	CLB Funding Adjustments FY 2020-21
Sources	264,315
<b>Requirements</b>	
Gross Appropriations	622,917
Intrafund Transfers	—
Net County Cost	358,602
Positions	—

**2. Fund Balance Adjustment:** This action re-appropriates Fund Balance from the prior year and includes adjustments to Year-End Fund Balance.

	RLB Funding Adjustments FY 2020-21
Sources	326,440
<b>Requirements</b>	
Gross Appropriations	—
Intrafund Transfers	—
Net County Cost	(326,440)
Positions	—

**3. Continued Use of Reserves:** Due to the uncertainty of the economy as a result of COVID-19, fee increases for EMT certifications will be delayed. Reserves will be continued to be used to cover the funding gap.

RLB Funding Adjustments FY 2020-21	
Sources	32,162
<b>Requirements</b>	
Gross Appropriations	—
Intrafund Transfers	—
Net County Cost	(32,162)
Positions	—

### FY 2020-21 Total Funding Adjustments

Total Funding Adjustments	
Sources	622,917
<b>Requirements</b>	
Gross Appropriations	622,917
Intrafund Transfers	—
Net County Cost	—
Positions	—

## Emergency Medical Services Fund (5630B)

### All Funds FY 2020-21 Budget Unit Summary

	Actual 2017-18	Actual 2018-19	Adopted 2019-20	Revised 2020-21	Recomm 2020-21	Change 2020-21
<b>Sources</b>						
Fines, Forfeitures and Penalties	1,763,139	1,742,772	1,640,574	1,640,574	1,640,574	—
Use of Money and Property	38,192	61,146	28,159	28,159	28,159	—
Miscellaneous Revenue	15,472	29,517	26,469	26,469	26,469	—
<b>Total Revenue</b>	<b>1,816,802</b>	<b>1,833,435</b>	<b>1,695,202</b>	<b>1,695,202</b>	<b>1,695,202</b>	<b>—</b>
Fund Balance	2,302,481	2,496,861	2,373,961	1,803,218	1,803,218	—
<b>Total Sources</b>	<b>4,119,283</b>	<b>4,330,296</b>	<b>4,069,163</b>	<b>3,498,420</b>	<b>3,498,420</b>	<b>—</b>
<b>Requirements</b>						
Services and Supplies	1,622,422	1,956,334	2,265,945	1,521,640	1,773,715	252,075
<b>Gross Appropriations</b>	<b>1,622,422</b>	<b>1,956,334</b>	<b>2,265,945</b>	<b>1,521,640</b>	<b>1,773,715</b>	<b>252,075</b>
Intrafund Transfers						
<b>Net Appropriations</b>	<b>1,622,422</b>	<b>1,956,334</b>	<b>2,265,945</b>	<b>1,521,640</b>	<b>1,773,715</b>	<b>252,075</b>
Non-General Fund Reserves	2,496,861	2,373,962	1,803,218	1,976,780	1,724,705	(252,075)
<b>Total Requirements</b>	<b>4,119,283</b>	<b>4,330,296</b>	<b>4,069,163</b>	<b>3,498,420</b>	<b>3,498,420</b>	<b>—</b>
<b>Net County Cost</b>	<b>—</b>	<b>—</b>	<b>—</b>	<b>—</b>	<b>—</b>	<b>—</b>

## Emergency Medical Services Fund (5630P)

### Resource Allocation Summary

	Actual 2017-18	Actual 2018-19	Adopted 2019-20	Revised 2020-21	Recomm 2020-21	Change 2020-21
Total Sources	4,119,283	4,330,296	4,069,163	3,498,420	3,498,420	—
Total Requirements	4,119,283	4,330,296	4,069,163	3,498,420	3,498,420	—
Net County Cost	—	—	—	—	—	—

**1. Adjustments to Provide Current Level Services:** Budget adjustments are made to reflect current costs for existing levels of service and performance in FY 2020-21, including: salary and benefit changes, including merit increases and adjustments to retiree health contributions; increases in internal service charges; and elimination of one-time revenues and expenditures. As a one-time funding source, Fund Balance is removed from the Current Level Budget. Net funding adjustments in FY 2020-21 total \$1,803,218.

	CLB Funding Adjustments FY 2020-21
Sources	(1,803,218)
<b>Requirements</b>	
Gross Appropriations	252,075
Intrafund Transfers	—
Non-General Fund Reserves	(252,075)
Net County Cost	1,803,218
Positions	—

**2. Fund Balance Adjustment:** This action re-appropriates Fund Balance from the prior year and includes adjustments to Year-End Fund Balance.

	RLB Funding Adjustments FY 2020-21
Sources	1,803,218
<b>Requirements</b>	
Gross Appropriations	—
Intrafund Transfers	—
Net County Cost	(1,803,218)
Positions	—

**FY 2020-21 Total Funding Adjustments**

	Total Funding Adjustments
Sources	—
Requirements	
Gross Appropriations	252,075
Intrafund Transfers	—
Non-General Fund Reserves	(252,075)
Net County Cost	—
Positions	—

## Aging and Adult Services (5700B)

### All Funds FY 2020-21 Budget Unit Summary

	Actual 2017-18	Actual 2018-19	Adopted 2019-20	Revised 2020-21	Recomm 2020-21	Change 2020-21
<b>Sources</b>						
Taxes	1,676,357	1,683,898	1,893,415	1,829,707	1,256,025	(573,682)
Fines, Forfeitures and Penalties	88,472	69,303	87,996	87,996	87,996	—
Use of Money and Property	426,036	758,815	344,206	344,206	344,206	—
Intergovernmental Revenues	16,451,852	17,274,314	19,717,367	19,724,409	18,881,071	(843,338)
Charges for Services	2,312,686	2,784,015	3,750,174	3,684,330	3,961,330	277,000
Interfund Revenue	460,442	423,313	751,855	751,855	751,855	—
Miscellaneous Revenue	285,784	186,498	561,678	561,678	561,678	—
Other Financing Sources	—	51	—	—	—	—
<b>Total Revenue</b>	<b>21,701,629</b>	<b>23,180,207</b>	<b>27,106,691</b>	<b>26,984,181</b>	<b>25,844,161</b>	<b>(1,140,020)</b>
Fund Balance	741,733	741,733	675,889	741,733	741,733	—
<b>Total Sources</b>	<b>22,443,362</b>	<b>23,921,940</b>	<b>27,782,580</b>	<b>27,725,914</b>	<b>26,585,894</b>	<b>(1,140,020)</b>
<b>Requirements</b>						
Salaries and Benefits	19,879,793	20,759,382	24,362,007	25,260,897	25,518,299	257,402
Services and Supplies	5,606,525	5,368,121	6,682,812	6,624,135	6,062,135	(562,000)
Other Charges	6,021,239	6,957,221	8,221,699	8,215,239	7,525,842	(689,397)
Other Financing Uses	13,214	13,477	16,506	18,184	13,407	(4,777)
<b>Gross Appropriations</b>	<b>31,520,771</b>	<b>33,098,201</b>	<b>39,283,024</b>	<b>40,118,455</b>	<b>39,119,683</b>	<b>(998,772)</b>
Intrafund Transfers	(1,495,236)	(1,667,168)	(2,617,251)	(2,690,925)	(2,690,925)	—
<b>Net Appropriations</b>	<b>30,025,535</b>	<b>31,431,033</b>	<b>36,665,773</b>	<b>37,427,530</b>	<b>36,428,758</b>	<b>(998,772)</b>
Contingencies/Dept Reserves	741,733	741,733	741,733	741,733	741,733	—
<b>Total Requirements</b>	<b>30,767,268</b>	<b>32,172,766</b>	<b>37,407,506</b>	<b>38,169,263</b>	<b>37,170,491</b>	<b>(998,772)</b>
<b>Net County Cost</b>	<b>8,323,906</b>	<b>8,250,827</b>	<b>9,624,926</b>	<b>10,443,349</b>	<b>10,584,597</b>	<b>141,248</b>
Salary Resolution	142.0	142.0	144.0	144.0	144.0	—
Funded FTE	141.7	142.0	143.7	143.7	143.5	(0.2)

## Aging and Adult Services (5700P)

### Resource Allocation Summary

	Actual 2017-18	Actual 2018-19	Adopted 2019-20	Revised 2020-21	Recomm 2020-21	Change 2020-21
Total Sources	22,443,362	23,921,940	27,782,580	27,725,914	26,585,894	(1,140,020)
Total Requirements	30,767,268	32,172,766	37,407,506	38,169,263	37,170,491	(998,772)
Net County Cost	8,323,906	8,250,827	9,624,926	10,443,349	10,584,597	141,248
Salary Resolution	142.0	142.0	144.0	144.0	144.0	—
Funded FTE	141.7	142.0	143.7	143.7	143.5	(0.2)

**1. Adjustments to Provide Current Level Services:** Budget adjustments are made to reflect current costs for existing levels of service and performance in FY 2020-21, including: salary and benefit changes, including merit increases and adjustments to retiree health contributions; increases in internal service charges; and elimination of one-time revenues and expenditures. Adjustments are also made to correct the use of Intrafund Transfers and Interfund Revenue based on accounting changes. As a one-time funding source, Fund Balance is removed from the Current Level Budget. Net funding adjustments in FY 2020-21 total \$1,283,981.

	CLB Funding Adjustments FY 2020-21
Sources	(1,023,071)
<b>Requirements</b>	
Gross Appropriations	260,910
Intrafund Transfers	—
Net County Cost	1,283,981
Positions	—

**2. Fund Balance Adjustment:** This action re-appropriates Fund Balance from the prior year and includes adjustments to Year-End Fund Balance.

	RLB Funding Adjustments FY 2020-21
Sources	741,733
<b>Requirements</b>	
Gross Appropriations	—
Intrafund Transfers	—
Net County Cost	(741,733)
Positions	—

**3. Cell Phone Implementation:** Remove the cost for landline charges for field-based staff who have a cell phone and will no longer use desk phone, resulting in a cost saving of \$24,000.

RLB Funding Adjustments FY 2020-21	
Sources	—
<b>Requirements</b>	
Gross Appropriations	(24,000)
Intrafund Transfers	—
Net County Cost	(24,000)
Positions	—

**4. Electronic Document Management System:** A more cost effective electronic document management system has been implemented. The solution builds upon the County's existing SharePoint Online infrastructure and results in a savings of \$100,000.

RLB Funding Adjustments FY 2020-21	
Sources	—
<b>Requirements</b>	
Gross Appropriations	(100,000)
Intrafund Transfers	—
Net County Cost	(100,000)
Positions	—

**5. Measure K: Edgewood Kinship Caregiver Counseling Program:** The Measure K funded Edgewood Kinship Caregiver Counseling Program and its expenses will be transferred to the Human Services Agency. Measure K allocations for the program will be redirected to San Mateo Medical Center.

RLB Funding Adjustments FY 2020-21	
Sources	(81,955)
<b>Requirements</b>	
Gross Appropriations	(81,955)
Intrafund Transfers	—
Net County Cost	—
Positions	—



**6. Redirection of Public Guardian Fees to Support Public Guardian Housing Needs:** The Theresa Rodriguez Fund was designated to support conservatees' housing and placement. The fund was depleted two years ago as well as the intergovernmental funds that were subsequently allocated for the last two years. The Public Guardian program will work with other community partners to assist with residential care placements and allocated Public Guardian Fees to help clients remain in the most appropriate level of care in the community.

RLB Funding Adjustments FY 2020-21	
Sources	(285,000)
<b>Requirements</b>	
Gross Appropriations	(562,000)
Intrafund Transfers	—
Net County Cost	(277,000)
Positions	—

**7. Measure K: Redirect Dementia Capable Services and Support:** Eliminate funding in Measure K for Dementia Capable Services and Support and redirect to support the Ron Robinson Clinic.

RLB Funding Adjustments FY 2020-21	
Sources	(491,727)
<b>Requirements</b>	
Gross Appropriations	(491,727)
Intrafund Transfers	—
Net County Cost	—
Positions	—

### FY 2020-21 Total Funding Adjustments

Total Funding Adjustments	
Sources	(1,140,020)
<b>Requirements</b>	
Gross Appropriations	(998,772)
Intrafund Transfers	—
Net County Cost	141,248
Positions	—

## IHSS Public Authority (5800B)

### All Funds FY 2020-21 Budget Unit Summary

	Actual 2017-18	Actual 2018-19	Adopted 2019-20	Revised 2020-21	Recomm 2020-21	Change 2020-21
<b>Sources</b>						
Use of Money and Property	(14,296)	(4,714)	15,024	15,024	15,024	—
Intergovernmental Revenues	17,387,760	18,256,552	23,628,778	23,989,153	23,995,356	6,203
Interfund Revenue	4,311,890	4,219,513	4,280,216	4,280,216	4,280,216	—
Miscellaneous Revenue	15,290	12,325	14,497	14,497	14,497	—
<b>Total Revenue</b>	<b>21,700,645</b>	<b>22,483,676</b>	<b>27,938,515</b>	<b>28,298,890</b>	<b>28,305,093</b>	<b>6,203</b>
Fund Balance	861,956	861,956	860,857	861,956	861,956	—
<b>Total Sources</b>	<b>22,562,601</b>	<b>23,345,632</b>	<b>28,799,372</b>	<b>29,160,846</b>	<b>29,167,049</b>	<b>6,203</b>
<b>Requirements</b>						
Salaries and Benefits	1,429,989	1,501,951	1,823,157	1,883,157	1,883,157	—
Services and Supplies	4,354,412	5,077,357	6,699,773	7,699,773	7,699,773	—
Other Charges	16,328,700	16,318,383	19,825,350	19,126,804	19,133,046	6,242
Other Financing Uses	474	425	500	520	481	(39)
<b>Gross Appropriations</b>	<b>22,113,575</b>	<b>22,898,115</b>	<b>28,348,780</b>	<b>28,710,254</b>	<b>28,716,457</b>	<b>6,203</b>
Intrafund Transfers	(412,930)	(414,440)	(411,364)	(411,364)	(411,364)	—
<b>Net Appropriations</b>	<b>21,700,645</b>	<b>22,483,675</b>	<b>27,937,416</b>	<b>28,298,890</b>	<b>28,305,093</b>	<b>6,203</b>
Non-General Fund Reserves	861,956	861,957	861,956	861,956	861,956	—
<b>Total Requirements</b>	<b>22,562,601</b>	<b>23,345,632</b>	<b>28,799,372</b>	<b>29,160,846</b>	<b>29,167,049</b>	<b>6,203</b>
<b>Net County Cost</b>	<b>—</b>	<b>—</b>	<b>—</b>	<b>—</b>	<b>—</b>	<b>—</b>

## IHSS Public Authority (5800P)

### Resource Allocation Summary

	Actual 2017-18	Actual 2018-19	Adopted 2019-20	Revised 2020-21	Recomm 2020-21	Change 2020-21
Total Sources	22,562,601	23,345,632	28,799,372	29,160,846	29,167,049	6,203
Total Requirements	22,562,601	23,345,632	28,799,372	29,160,846	29,167,049	6,203
Net County Cost	—	—	—	—	—	—

**1. Adjustments to Provide Current Level Services:** Budget adjustments are made to reflect current costs for existing levels of service and performance in FY 2020-21, including: salary and benefit changes, including merit increases and adjustments to retiree health contributions; increases in internal service charges; and elimination of one-time revenues and expenditures. Adjustments are also made to correct the use of Intrafund Transfers and Interfund Revenue based on accounting changes. As a one-time funding source, Fund Balance is removed from the Current Level Budget. Net funding adjustments in FY 2020-21 total \$861,956.

	CLB Funding Adjustments FY 2020-21
Sources	(855,753)
<b>Requirements</b>	
Gross Appropriations	6,203
Intrafund Transfers	—
Net County Cost	861,956
Positions	—

**2. Fund Balance Adjustment:** This action re-appropriates Fund Balance from the prior year and includes adjustments to Year-End Fund Balance

	RLB Funding Adjustments FY 2020-21
Sources	861,956
<b>Requirements</b>	
Gross Appropriations	—
Intrafund Transfers	—
Net County Cost	(861,956)
Positions	—

---

**FY 2020-21 Total Funding Adjustments**

	Total Funding Adjustments
Sources	6,203
Requirements	
Gross Appropriations	6,203
Intrafund Transfers	—
Net County Cost	—
Positions	—

---

## IHSS Public Authority GF (6900B)

### All Funds FY 2020-21 Budget Unit Summary

	Actual 2017-18	Actual 2018-19	Adopted 2019-20	Revised 2020-21	Recomm 2020-21	Change 2020-21
<b>Total Sources</b>						
<b>Requirements</b>						
Other Charges	3,702,306	3,702,306	3,702,306	3,702,306	3,702,306	—
<b>Gross Appropriations</b>	<b>3,702,306</b>	<b>3,702,306</b>	<b>3,702,306</b>	<b>3,702,306</b>	<b>3,702,306</b>	<b>—</b>
Intrafund Transfers						
<b>Net Appropriations</b>	<b>3,702,306</b>	<b>3,702,306</b>	<b>3,702,306</b>	<b>3,702,306</b>	<b>3,702,306</b>	<b>—</b>
<b>Total Requirements</b>	<b>3,702,306</b>	<b>3,702,306</b>	<b>3,702,306</b>	<b>3,702,306</b>	<b>3,702,306</b>	<b>—</b>
<b>Net County Cost</b>	<b>3,702,306</b>	<b>3,702,306</b>	<b>3,702,306</b>	<b>3,702,306</b>	<b>3,702,306</b>	<b>—</b>

## IHSS Public Authority GF (6900P)

### Resource Allocation Summary

	Actual 2017-18	Actual 2018-19	Adopted 2019-20	Revised 2020-21	Recomm 2020-21	Change 2020-21
Total Sources						
Total Requirements	3,702,306	3,702,306	3,702,306	3,702,306	3,702,306	—
Net County Cost	3,702,306	3,702,306	3,702,306	3,702,306	3,702,306	—

#### 1. Adjustments to Provide Current Level Services: Net funding adjustments in FY 2020-21 total \$0.

	CLB Funding Adjustments FY 2020-21
Sources	—
<b>Requirements</b>	
Gross Appropriations	—
Intrafund Transfers	—
Net County Cost	—
Positions	—

#### FY 2020-21 Total Funding Adjustments

	Total Funding Adjustments
Sources	—
<b>Requirements</b>	
Gross Appropriations	—
Intrafund Transfers	—
Net County Cost	—
Positions	—

## Environmental Health Services (5900B)

### All Funds FY 2020-21 Budget Unit Summary

	Actual 2017-18	Actual 2018-19	Adopted 2019-20	Revised 2020-21	Recomm 2020-21	Change 2020-21
<b>Sources</b>						
Taxes	308,087	331,354	376,683	401,683	401,683	—
Licenses, Permits and Franchises	1,172,126	1,227,199	1,086,600	1,090,646	1,090,646	—
Fines, Forfeitures and Penalties	128,858	219,022	165,454	165,854	160,754	(5,100)
Intergovernmental Revenues	1,226,019	1,128,992	1,242,973	1,265,403	1,265,403	—
Charges for Services	12,808,914	13,400,943	14,467,227	16,870,679	17,422,853	552,174
Interfund Revenue	48,475	51,851	48,060	48,060	35,923	(12,137)
Miscellaneous Revenue	727,828	558,089	656,080	572,984	354,184	(218,800)
<b>Total Revenue</b>	<b>16,420,306</b>	<b>16,917,450</b>	<b>18,043,077</b>	<b>20,415,309</b>	<b>20,731,446</b>	<b>316,137</b>
Fund Balance	301,743	857,054	1,467,313	470,179	470,179	—
<b>Total Sources</b>	<b>16,722,049</b>	<b>17,774,504</b>	<b>19,510,390</b>	<b>20,885,488</b>	<b>21,201,625</b>	<b>316,137</b>
<b>Requirements</b>						
Salaries and Benefits	12,187,447	12,744,801	15,031,564	15,597,981	15,576,066	(21,915)
Services and Supplies	2,151,973	2,384,992	2,986,143	3,182,546	3,190,337	7,791
Other Charges	1,442,941	1,338,398	1,679,858	1,681,766	1,541,918	(139,848)
Other Financing Uses	5,119	4,445	3,374	3,540	3,470	(70)
<b>Gross Appropriations</b>	<b>15,787,480</b>	<b>16,472,636</b>	<b>19,700,939</b>	<b>20,465,833</b>	<b>20,311,791</b>	<b>(154,042)</b>
Intrafund Transfers	(63,503)	(61,329)	(553,522)	189,941	189,941	—
<b>Net Appropriations</b>	<b>15,723,976</b>	<b>16,411,307</b>	<b>19,147,417</b>	<b>20,655,774</b>	<b>20,501,732</b>	<b>(154,042)</b>
Contingencies/Dept Reserves	1,102,188	336,920	470,179	336,920	807,099	470,179
<b>Total Requirements</b>	<b>16,826,164</b>	<b>16,748,227</b>	<b>19,617,596</b>	<b>20,992,694</b>	<b>21,308,831</b>	<b>316,137</b>
<b>Net County Cost</b>	<b>104,116</b>	<b>(1,026,277)</b>	<b>107,206</b>	<b>107,206</b>	<b>107,206</b>	<b>—</b>
Salary Resolution	79.0	79.0	79.0	79.0	79.0	—
Funded FTE	78.7	79.0	78.6	78.6	78.8	0.1

## Environmental Health Services (5900P)

### Resource Allocation Summary

	Actual 2017-18	Actual 2018-19	Adopted 2019-20	Revised 2020-21	Recomm 2020-21	Change 2020-21
Total Sources	16,722,049	17,774,504	19,510,390	20,885,488	21,201,625	316,137
Total Requirements	16,826,164	16,748,227	19,617,596	20,992,694	21,308,831	316,137
Net County Cost	104,116	(1,026,277)	107,206	107,206	107,206	—
Salary Resolution	79.0	79.0	79.0	79.0	79.0	—
Funded FTE	78.7	79.0	78.6	78.6	78.8	0.1

**1. Adjustments to Provide Current Level Services:** Budget adjustments are made to reflect current costs for existing levels of service and performance in FY 2020-21, including: salary and benefit changes, including merit increases and adjustments to retiree health contributions; increases in internal service charges; and elimination of one-time revenues and expenditures. As a one-time funding source, Fund Balance is removed from the Current Level Budget. Net funding adjustments in FY 2020-21 total \$1,541,976.

	CLB Funding Adjustments FY 2020-21
Sources	(1,225,839)
<b>Requirements</b>	
Gross Appropriations	(154,042)
Intrafund Transfers	—
Contingencies/Dept Reserves	470,179
Net County Cost	1,541,976
Positions	—

**2. Fund Balance Adjustment:** This action re-appropriates Fund Balance from the prior year and includes adjustments to Year-End Fund Balance.

	RLB Funding Adjustments FY 2020-21
Sources	470,179
<b>Requirements</b>	
Gross Appropriations	—
Intrafund Transfers	—
Net County Cost	(470,179)
Positions	—



**3. Continued Use of Reserves:** Due to the uncertainty of the impact of COVID-19 on the economy and restaurant industry, the proposed fee increase will be delayed. Reserves will continue to be used to address the structural deficit.

RLB Funding Adjustments FY 2020-21	
Sources	1,071,797
<b>Requirements</b>	
Gross Appropriations	—
Intrafund Transfers	—
Net County Cost	(1,071,797)
Positions	—

### FY 2020-21 Total Funding Adjustments

Total Funding Adjustments	
Sources	316,137
<b>Requirements</b>	
Gross Appropriations	(154,042)
Intrafund Transfers	—
Contingencies/Dept Reserves	470,179
Net County Cost	—
Positions	—

## Behavioral Health and Recovery Services (6100B)

### All Funds FY 2020-21 Budget Unit Summary

	Actual 2017-18	Actual 2018-19	Adopted 2019-20	Revised 2020-21	Recomm 2020-21	Change 2020-21
<b>Sources</b>						
Taxes	5,101,445	5,072,213	5,985,699	6,164,067	5,881,912	(282,155)
Use of Money and Property	76,770	21,028	67,775	67,775	67,775	—
Intergovernmental Revenues	90,569,279	87,473,401	108,167,792	103,503,648	104,535,744	1,032,096
Charges for Services	49,463,073	62,082,803	59,558,535	61,491,685	62,788,886	1,297,201
Interfund Revenue	5,261	160,629	—	—	—	—
Miscellaneous Revenue	1,528,330	1,392,909	1,097,198	1,097,198	2,091,423	994,225
<b>Total Revenue</b>	<b>146,744,160</b>	<b>156,202,984</b>	<b>174,876,999</b>	<b>172,324,373</b>	<b>175,365,740</b>	<b>3,041,367</b>
Fund Balance	3,824,076	480,231	4,890,396	3,959,485	3,959,485	—
<b>Total Sources</b>	<b>150,568,236</b>	<b>156,683,215</b>	<b>179,767,395</b>	<b>176,283,858</b>	<b>179,325,225</b>	<b>3,041,367</b>
<b>Requirements</b>						
Salaries and Benefits	75,973,828	78,324,006	90,509,433	94,464,399	94,316,295	(148,104)
Services and Supplies	71,501,997	72,905,192	84,783,104	80,752,367	84,898,159	4,145,792
Other Charges	48,740,685	49,007,877	57,030,584	58,819,741	58,620,104	(199,637)
Fixed Assets	—	51,623	—	—	—	—
Other Financing Uses	991,114	327,583	383,242	387,192	366,277	(20,915)
<b>Gross Appropriations</b>	<b>197,207,624</b>	<b>200,616,281</b>	<b>232,706,363</b>	<b>234,423,699</b>	<b>238,200,835</b>	<b>3,777,136</b>
Intrafund Transfers	(2,070,809)	(1,687,724)	(2,226,944)	(2,226,944)	(2,226,944)	—
<b>Net Appropriations</b>	<b>195,136,815</b>	<b>198,928,556</b>	<b>230,479,419</b>	<b>232,196,755</b>	<b>235,973,891</b>	<b>3,777,136</b>
Contingencies/Dept Reserves	3,824,076	3,959,485	3,959,485	3,959,485	3,959,485	—
<b>Total Requirements</b>	<b>198,960,891</b>	<b>202,888,041</b>	<b>234,438,904</b>	<b>236,156,240</b>	<b>239,933,376</b>	<b>3,777,136</b>
<b>Net County Cost</b>	<b>48,392,655</b>	<b>46,204,826</b>	<b>54,671,509</b>	<b>59,872,382</b>	<b>60,608,151</b>	<b>735,769</b>
Salary Resolution	471.0	474.0	469.0	469.0	465.0	(4.0)
Funded FTE	459.7	467.5	456.7	456.7	453.7	(3.0)

## Behavioral Health and Recovery Administration (6110P)

### Resource Allocation Summary

	Actual 2017-18	Actual 2018-19	Adopted 2019-20	Revised 2020-21	Recomm 2020-21	Change 2020-21
Total Sources	24,621,310	22,856,110	26,737,107	25,802,196	21,299,168	(4,503,028)
Total Requirements	27,628,075	28,090,615	35,559,353	31,846,782	33,665,622	1,818,840
Net County Cost	3,006,766	5,234,505	8,822,246	6,044,586	12,366,454	6,321,868
Salary Resolution	70.0	69.0	67.0	68.0	68.0	—
Funded FTE	69.7	69.0	66.7	67.7	67.7	0.0

**1. Adjustments to Provide Current Level Services:** Budget adjustments are made to reflect current costs for existing levels of service and performance in FY 2020-21, including: salary and benefit changes, including merit increases and adjustments to retiree health contributions; increases in internal service charges; and elimination of one-time revenues and expenditures. Adjustments are also made to correct the use of Intrafund Transfers and Interfund Revenue based on accounting changes. As a one-time funding source, Fund Balance is removed from the Current Level Budget. Net funding adjustments in FY 2020-21 total \$8,733,696.

	CLB Funding Adjustments FY 2020-21
Sources	(7,459,331)
<b>Requirements</b>	
Gross Appropriations	1,274,365
Intrafund Transfers	—
Net County Cost	8,733,696
Positions	—

**2. Mental Health Services Act Innovations Projects:** The MHSA Innovation dollars will fund projects supporting early intervention for youth, ending homelessness, cultural awareness, and substance use treatment. The five Innovation Projects are: Addiction Medicine Fellowship in a local community setting; Co-location of Prevention and Early Intervention services in low-income housing; Pioneers-College-Age Pacific Islander Mental Health; Older Adult Homelessness Prevention due to economic stress; Social Enterprise Cultural and Wellness Café.

	RLB Funding Adjustments FY 2020-21
Sources	1,406,375
<b>Requirements</b>	
Gross Appropriations	1,406,375
Intrafund Transfers	—
Net County Cost	—
Positions	—

**3. Fund Balance Adjustment:** This action re-appropriates Fund Balance from the prior year and includes adjustments to Year-End Fund Balance.

RLB Funding Adjustments FY 2020-21	
Sources	3,959,485
<b>Requirements</b>	
Gross Appropriations	—
Intrafund Transfers	—
Net County Cost	(3,959,485)
Positions	—

**4. Elysian- Short-Term Residential Treatment Program :** In May 2020, the Human Services Agency (HSA) Receiving Home will be certified as a STRTP. HSA will outsource the Medi-Cal Short Doyle fiscal support functions, billing, and quality management to BHRS' core Administration unit. A companion package is included in the 6130P organization.

RLB Funding Adjustments FY 2020-21	
Sources	190,443
<b>Requirements</b>	
Gross Appropriations	—
Intrafund Transfers	—
Net County Cost	(190,443)
Positions	—

**5. Redirect Mental Health Services Act Funds Away From Administration:** Redirect one-time MHSA from Administration to Adult Services to enable stabilization of services for those with serious mental illness until staff and contracts revenue generation can be increased for Medi-Cal Federal Financial Participation.

RLB Funding Adjustments FY 2020-21	
Sources	(2,500,000)
<b>Requirements</b>	
Gross Appropriations	—
Intrafund Transfers	—
Net County Cost	2,500,000
Positions	—

**6. Measure K: Redirect Unspent Revenue:** A total of \$100,000 unspent Measure K funds from two programs are redirected to the San Mateo Medical Center for direct services: Mental Health First Aid Training and Education reduction from \$275,525 to \$225,525 and Parent Project Training and Education reduction from \$208,041 to \$158,041.

RLB Funding Adjustments FY 2020-21	
Sources	(100,000)
<b>Requirements</b>	
Gross Appropriations	(100,000)
Intrafund Transfers	—
Net County Cost	—
<b>Positions</b>	
	—

**7. Reduce Communications and Support Positions :** Reduce administrative communications and support functions. Four vacant extra help positions are eliminated: one Project/Program Associate III; one Community Program Specialist; one Intern/Fellow IV; and one Psychologist II.

RLB Funding Adjustments FY 2020-21	
Sources	—
<b>Requirements</b>	
Gross Appropriations	(391,900)
Intrafund Transfers	—
Net County Cost	(391,900)
<b>Positions</b>	
	—

**8. Reduce Elements of the Adult System:** Reduce planning, grant support, and client transportation coordination capacity within the Adult System. It will also reduce forensic assessment and case management to match caseloads. Three vacant extra help positions are eliminated: one Community Health Planner, one Mental Health Counselor, and one Marriage and Family Therapist. One vacant limited term Management Analyst is also eliminated.

RLB Funding Adjustments FY 2020-21	
Sources	—
<b>Requirements</b>	
Gross Appropriations	(370,000)
Intrafund Transfers	—
Net County Cost	(370,000)
<b>Positions</b>	
	—

**FY 2020-21 Total Funding Adjustments**

	<b>Total Funding Adjustments</b>
Sources	(4,503,028)
Requirements	
Gross Appropriations	1,818,840
Intrafund Transfers	—
Net County Cost	6,321,868
Positions	—

## Mental Health Youth Services (6130P)

### Resource Allocation Summary

	Actual 2017-18	Actual 2018-19	Adopted 2019-20	Revised 2020-21	Recomm 2020-21	Change 2020-21
Total Sources	35,291,768	32,108,672	42,578,883	42,952,585	44,055,006	1,102,421
Total Requirements	43,527,717	44,507,072	50,222,972	51,976,917	52,761,179	784,262
Net County Cost	8,235,948	12,398,399	7,644,089	9,024,332	8,706,173	(318,159)
Salary Resolution	166.0	166.0	166.0	166.0	162.0	(4.0)
Funded FTE	161.1	163.3	160.8	160.8	157.3	(3.5)

**9. Adjustments to Provide Current Level Services:** Budget adjustments are made to reflect current costs for existing levels of service and performance in FY 2020-21, including: salary and benefit changes, including merit increases and adjustments to retiree health contributions; increases in internal service charges; and elimination of one-time revenues and expenditures. Adjustments are also made to correct the use of Intrafund Transfers and Interfund Revenue based on accounting changes. As a one-time funding source, Fund Balance is removed from the Current Level Budget. Net funding adjustments in FY 2020-21 total \$408,859.

	CLB Funding Adjustments FY 2020-21
Sources	58,438
<b>Requirements</b>	
Gross Appropriations	467,297
Intrafund Transfers	—
Net County Cost	408,859
Positions	—

**10. Elysian- Short-Term Residential Treatment Program (STRTP):** In May 2020, the Human Services Agency (HSA) Receiving Home will be certified as a Short-Term Residential Treatment Program (STRTP). HSA will outsource the Medi-Cal Short Doyle fiscal support functions, billing, and quality management to BHRS Youth Administration. A companion package is included in the 6110P organization.

	RLB Funding Adjustments FY 2020-21
Sources	1,713,983
<b>Requirements</b>	
Gross Appropriations	1,904,426
Intrafund Transfers	—
Net County Cost	190,443
Positions	—

**11. Mental Health Program Specialist:** One vacant Mental Health Program Specialist is deleted and one Supervising Mental Health Clinician is added in the 6140P organization to supervise the expanded Psychiatric Emergency Response Team program and staff.

RLB Funding Adjustments FY 2020-21	
Sources	—
<b>Requirements</b>	
Gross Appropriations	(174,101)
Intrafund Transfers	—
Net County Cost	(174,101)
Positions	(1)

**12. School-Based Mental Health:** One vacant Creative Arts Therapist is deleted and one Mental Health Program Specialist is added to better serve the needs of students/clients in need of mental health services in the school-based program.

RLB Funding Adjustments FY 2020-21	
Sources	—
<b>Requirements</b>	
Gross Appropriations	41,684
Intrafund Transfers	—
Net County Cost	41,684
Positions	—

**13. Increased Revenue for Canyon Oaks Youth :** Increase revenue for service provided by Canyon Oaks Youth Center from \$13,532 per child, per month by \$1,500 to \$15,032, assuming occupancy of 10 youth, per month.

RLB Funding Adjustments FY 2020-21	
Sources	180,000
<b>Requirements</b>	
Gross Appropriations	—
Intrafund Transfers	—
Net County Cost	(180,000)
Positions	—



**14. Edgewood Full Service Partnership:** This action reduces the scope of the Edgewood Full Service Partnership services for youth from 40 to 20 slots to align with reduced caseloads.

RLB Funding Adjustments FY 2020-21	
Sources	(1,000,000)
<b>Requirements</b>	
Gross Appropriations	(1,000,000)
Intrafund Transfers	—
Net County Cost	—
Positions	—

**15. Youth Community Based Services Revenue:** Increase revenue by shifting children's services out of Youth Center Services and to community-based locations where services for Medi-Cal eligible clients are billable to Department of Health Care Services.

RLB Funding Adjustments FY 2020-21	
Sources	150,000
<b>Requirements</b>	
Gross Appropriations	—
Intrafund Transfers	—
Net County Cost	(150,000)
Positions	—

**16. Reduce Youth Service Center Staffing:** Reduce staffing capacity to reflect reduced trends in clients served at the Youth Services Center. Three vacant permanent positions are reduced: two Marriage and Family Therapists and one Mental Health Counselor.

RLB Funding Adjustments FY 2020-21	
Sources	—
<b>Requirements</b>	
Gross Appropriations	(455,044)
Intrafund Transfers	—
Net County Cost	(455,044)
Positions	(3)

---

**FY 2020-21 Total Funding Adjustments**

	Total Funding Adjustments
Sources	1,102,421
Requirements	
Gross Appropriations	784,262
Intrafund Transfers	—
Net County Cost	(318,159)
Positions	(4)

---

## Mental Health Adult Services (6140P)

### Resource Allocation Summary

	Actual 2017-18	Actual 2018-19	Adopted 2019-20	Revised 2020-21	Recomm 2020-21	Change 2020-21
Total Sources	78,922,475	91,911,786	86,233,102	85,851,841	89,522,355	3,670,514
Total Requirements	101,922,779	103,640,871	117,545,352	120,627,406	121,855,258	1,227,852
Net County Cost	23,000,304	11,729,085	31,312,250	34,775,565	32,332,903	(2,442,662)
Salary Resolution	197.0	201.0	197.0	196.0	196.0	—
Funded FTE	191.9	197.7	191.1	190.1	190.4	0.2

**17. Adjustments to Provide Current Level Services:** Budget adjustments are made to reflect current costs for existing levels of service and performance in FY 2020-21, including: salary and benefit changes, including merit increases and adjustments to retiree health contributions; increases in internal service charges; and elimination of one-time revenues and expenditures. Adjustments are also made to correct the use of Intrafund Transfers and Interfund Revenue based on accounting changes. As a one-time funding source, Fund Balance is removed from the Current Level Budget. Net funding adjustments in FY 2020-21 total (\$95,551).

	CLB Funding Adjustments FY 2020-21
Sources	1,352,669
<b>Requirements</b>	
Gross Appropriations	1,257,118
Intrafund Transfers	—
Net County Cost	(95,551)
Positions	—

**18. Supervising Mental Health Clinician:** One vacant Mental Health Program Specialist is deleted in the 6130P organization and one Supervising Mental Health Clinician is added. One Mental Health Program Specialist is deleted and one Supervising Mental Health Clinician is added to supervise the expanded Psychiatric Emergency Response Team program and staff.

	RLB Funding Adjustments FY 2020-21
Sources	—
<b>Requirements</b>	
Gross Appropriations	187,835
Intrafund Transfers	—
Net County Cost	187,835
Positions	1

**19. Redirect Mental Health Services Act (MHSA) Funds to Adult Services:** Redirect one-time MHSA revenue from Administration to Adult Services to enable stabilization of services for those with serious mental illness until staff and contracts revenue generation can be increased for Medi-Cal Federal Financial Participation.

RLB Funding Adjustments FY 2020-21	
Sources	2,500,000
<b>Requirements</b>	
Gross Appropriations	—
Intrafund Transfers	—
Net County Cost	(2,500,000)
Positions	—

**20. Reduce Adult Flexible Funds:** Reduce Adult Flexible Funds which assist high-risk clients with extraordinary expenses.

RLB Funding Adjustments FY 2020-21	
Sources	—
<b>Requirements</b>	
Gross Appropriations	(43,000)
Intrafund Transfers	—
Net County Cost	(43,000)
Positions	—

**21. Measure K: Redirect Court Alternatives:** Redirect Measure K revenues away from the Court Alternatives for the mentally ill services in BHRS to mitigate the loss of other priority direct services at San Mateo Medical Center. One vacant Mental Health Program Specialist is eliminated.

RLB Funding Adjustments FY 2020-21	
Sources	(182,155)
<b>Requirements</b>	
Gross Appropriations	(174,101)
Intrafund Transfers	—
Net County Cost	8,054
Positions	(1)

**FY 2020-21 Total Funding Adjustments**

	Total Funding Adjustments
Sources	3,670,514
Requirements	
Gross Appropriations	1,227,852
Intrafund Transfers	—
Net County Cost	(2,442,662)
Positions	—

## Alcohol and Other Drug Services (6170P)

### Resource Allocation Summary

	Actual 2017-18	Actual 2018-19	Adopted 2019-20	Revised 2020-21	Recomm 2020-21	Change 2020-21
Total Sources	11,732,683	9,806,647	24,218,303	21,677,236	24,448,696	2,771,460
Total Requirements	25,882,320	26,649,484	31,111,227	31,705,135	31,651,317	(53,818)
Net County Cost	14,149,637	16,842,837	6,892,924	10,027,899	7,202,621	(2,825,278)
Salary Resolution	38.0	38.0	39.0	39.0	39.0	—
Funded FTE	37.0	37.5	38.0	38.0	38.3	0.2

**22. Adjustments to Provide Current Level Services:** Budget adjustments are made to reflect current costs for existing levels of service and performance in FY 2020-21, including: salary and benefit changes, including merit increases and adjustments to retiree health contributions; increases in internal service charges; and elimination of one-time revenues and expenditures. Adjustments are also made to correct the use of Intrafund Transfers and Interfund Revenue based on accounting changes. As a one-time funding source, Fund Balance is removed from the Current Level Budget. Net funding adjustments in FY 2020-21 total (\$2,420,400).

	CLB Funding Adjustments FY 2020-21
Sources	2,534,460
<b>Requirements</b>	
Gross Appropriations	114,060
Intrafund Transfers	—
Net County Cost	(2,420,400)
Positions	—

**23. Medication Assisted Treatment Program:** One vacant Case Management Assessment Specialist is deleted and one vacant Lead BHRS Specialist is added for department's need for a lead worker to support staffing structure.

	RLB Funding Adjustments FY 2020-21
Sources	—
<b>Requirements</b>	
Gross Appropriations	26,843
Intrafund Transfers	—
Net County Cost	26,843
Positions	—

**24. Alcohol and Other Drug Services Administration:** Alcohol and Other Drug Services Administration: One Patient Service Supervisor is deleted and one BHRS Analyst is added to One Patient Service Supervisor is deleted and one BHRS Analyst is added to support electronic health record implementation and data analysis. Position was approved by Board of Supervisors on March 22, 2020 and is currently vacant.

RLB Funding Adjustments FY 2020-21	
Sources	—
<b>Requirements</b>	
Gross Appropriations	50,279
Intrafund Transfers	—
Net County Cost	50,279
Positions	—

**25. Reduce Health Education Activities:** Reduce health education activities targeting asthma and physical activity and redirect funds for direct services at San Mateo Medical Center. One vacant limited term Community Health Planner is eliminated.

RLB Funding Adjustments FY 2020-21	
Sources	—
<b>Requirements</b>	
Gross Appropriations	(245,000)
Intrafund Transfers	—
Net County Cost	(245,000)
Positions	—

**26. Medical-Substance Use Disorder:** Increase revenue from Medi-Cal substance use disorder treatment for case management services.

RLB Funding Adjustments FY 2020-21	
Sources	237,000
<b>Requirements</b>	
Gross Appropriations	—
Intrafund Transfers	—
Net County Cost	(237,000)
Positions	—

---

**FY 2020-21 Total Funding Adjustments**

	Total Funding Adjustments
Sources	2,771,460
Requirements	
Gross Appropriations	(53,818)
Intrafund Transfers	—
Net County Cost	(2,825,278)
Positions	—

---



## Family Health Services (6240B)

### All Funds FY 2020-21 Budget Unit Summary

	Actual 2017-18	Actual 2018-19	Adopted 2019-20	Revised 2020-21	Recomm 2020-21	Change 2020-21
<b>Sources</b>						
Taxes	1,515,345	1,630,982	1,670,333	1,721,019	1,721,019	—
Intergovernmental Revenues	14,466,654	14,530,285	14,538,784	14,422,091	14,136,549	(285,542)
Charges for Services	1,261,237	1,302,669	5,010,508	5,385,608	5,640,800	255,192
Interfund Revenue	1,840	1,182	—	—	—	—
Miscellaneous Revenue	1,026,947	251,353	97,548	97,548	97,548	—
<b>Total Revenue</b>	<b>18,272,023</b>	<b>17,716,471</b>	<b>21,317,173</b>	<b>21,626,266</b>	<b>21,595,916</b>	<b>(30,350)</b>
Fund Balance	539,587	1,085,519	1,147,085	1,147,085	1,197,852	50,767
<b>Total Sources</b>	<b>18,811,610</b>	<b>18,801,990</b>	<b>22,464,258</b>	<b>22,773,351</b>	<b>22,793,768</b>	<b>20,417</b>
<b>Requirements</b>						
Salaries and Benefits	26,651,927	27,726,845	33,183,822	34,300,430	33,371,549	(928,881)
Services and Supplies	2,450,760	2,723,005	3,328,051	3,074,560	3,026,542	(48,018)
Other Charges	2,211,473	2,260,023	2,406,745	2,803,909	2,744,256	(59,653)
Reclassification of Expenses	—	—	—	—	22,523	22,523
Fixed Assets	—	—	82,500	82,500	82,500	—
Other Financing Uses	2,665	2,313	2,973	3,053	3,237	184
<b>Gross Appropriations</b>	<b>31,316,825</b>	<b>32,712,186</b>	<b>39,004,091</b>	<b>40,264,452</b>	<b>39,250,607</b>	<b>(1,013,845)</b>
Intrafund Transfers	(1,357,008)	(1,762,392)	(2,979,962)	(3,041,773)	(2,410,615)	631,158
<b>Net Appropriations</b>	<b>29,959,817</b>	<b>30,949,795</b>	<b>36,024,129</b>	<b>37,222,679</b>	<b>36,839,992</b>	<b>(382,687)</b>
Contingencies/Dept Reserves	986,266	986,266	1,147,085	1,147,085	1,197,852	50,767
<b>Total Requirements</b>	<b>30,946,083</b>	<b>31,936,061</b>	<b>37,171,214</b>	<b>38,369,764</b>	<b>38,037,844</b>	<b>(331,920)</b>
<b>Net County Cost</b>	<b>12,134,473</b>	<b>13,134,070</b>	<b>14,706,956</b>	<b>15,596,413</b>	<b>15,244,076</b>	<b>(352,337)</b>
Salary Resolution	183.0	184.0	182.0	182.0	179.0	(3.0)
Funded FTE	174.2	178.0	172.8	172.8	169.8	(3.1)

## Family Health Services (6240P)

### Resource Allocation Summary

	Actual 2017-18	Actual 2018-19	Adopted 2019-20	Revised 2020-21	Recomm 2020-21	Change 2020-21
Total Sources	18,811,610	18,801,990	22,464,258	22,773,351	22,793,768	20,417
Total Requirements	30,946,083	31,936,061	37,171,214	38,369,764	38,037,844	(331,920)
Net County Cost	12,134,473	13,134,070	14,706,956	15,596,413	15,244,076	(352,337)
Salary Resolution	183.0	184.0	182.0	182.0	179.0	(3.0)
Funded FTE	174.2	178.0	172.8	172.8	169.8	(3.1)

**1. Adjustments to Provide Current Level Services:** Budget adjustments are made to reflect current costs for existing levels of service and performance in FY 2020-21, including: salary and benefit changes, including merit increases and adjustments to retiree health contributions; increases in internal service charges; and elimination of one-time revenues and expenditures. As a one-time funding source, Fund Balance is removed from the Current Level Budget. Net funding adjustments in FY 2020-21 total \$1,313,415.

	CLB Funding Adjustments FY 2020-21
Sources	(1,065,905)
<b>Requirements</b>	
Gross Appropriations	(462,402)
Intrafund Transfers	709,912
Net County Cost	1,313,415
Positions	—

**2. Transfer of Nutrition Education and Obesity Prevention:** The Nutrition Education and Obesity Prevention Program is shifting from a direct education model to a policy development model. As such, its work better aligns with Public Health Policy and Planning, and the program is moved from Family Health Services as of October 2020. Three Community Program Specialists II move with this program.

	RLB Funding Adjustments FY 2020-21
Sources	(296,168)
<b>Requirements</b>	
Gross Appropriations	(439,351)
Intrafund Transfers	—
Net County Cost	(143,183)
Positions	(3)

**3. Fund Balance Adjustment:** This action re-appropriates Fund Balance from the prior year and includes adjustments to Year-End Fund Balance.

RLB Funding Adjustments FY 2020-21	
Sources	1,197,852
<b>Requirements</b>	
Gross Appropriations	—
Intrafund Transfers	—
Contingencies/Dept Reserves	50,767
Net County Cost	(1,147,085)
Positions	—

**4. Redirection of Net County Cost:** County General Fund is redirected from Family Health to Correctional Health to assist with the structural deficit. Additional revenues from moving nutrition staff to Medi-Cal Administrative Activities, increasing management time and hence revenue in California Children's Services, and new Cal-Works Home Visiting revenue are added to offset this revenue lost. Extra help appropriation in California Children's Services Administration is also reduced.

RLB Funding Adjustments FY 2020-21	
Sources	184,638
<b>Requirements</b>	
Gross Appropriations	(112,092)
Intrafund Transfers	(78,754)
Net County Cost	(375,484)
Positions	—

### FY 2020-21 Total Funding Adjustments

Total Funding Adjustments	
Sources	20,417
<b>Requirements</b>	
Gross Appropriations	(1,013,845)
Intrafund Transfers	631,158
Contingencies/Dept Reserves	50,767
Net County Cost	(352,337)
Positions	(3)

## Correctional Health Services (6300B)

### All Funds FY 2020-21 Budget Unit Summary

	Actual 2017-18	Actual 2018-19	Adopted 2019-20	Revised 2020-21	Recomm 2020-21	Change 2020-21
<b>Sources</b>						
Taxes	127,756	42,104	147,707	143,005	—	(143,005)
Intergovernmental Revenues	1,746,164	1,951,177	4,286,991	3,632,130	3,188,378	(443,752)
Charges for Services	2,253	2,270	2,240	2,240	2,240	—
Interfund Revenue	273,026	987	1,216	1,482	—	(1,482)
Miscellaneous Revenue	44,694	34,655	36,250	36,250	17,042	(19,208)
<b>Total Revenue</b>	<b>2,193,893</b>	<b>2,031,193</b>	<b>4,474,404</b>	<b>3,815,107</b>	<b>3,207,660</b>	<b>(607,447)</b>
Fund Balance	250,954	1,577,802	604,158	401,908	428,249	26,341
<b>Total Sources</b>	<b>2,444,847</b>	<b>3,608,995</b>	<b>5,078,562</b>	<b>4,217,015</b>	<b>3,635,909</b>	<b>(581,106)</b>
<b>Requirements</b>						
Salaries and Benefits	16,831,654	18,483,800	18,749,088	19,284,726	19,390,291	105,565
Services and Supplies	3,682,498	5,837,632	8,103,180	7,597,888	7,687,858	89,970
Other Charges	698,633	796,318	902,574	943,714	995,085	51,371
Fixed Assets	—	—	339,480	—	30,094	30,094
<b>Gross Appropriations</b>	<b>21,212,784</b>	<b>25,117,751</b>	<b>28,094,322</b>	<b>27,826,328</b>	<b>28,103,328</b>	<b>277,000</b>
Intrafund Transfers	(2,991,944)	(3,223,170)	(3,379,091)	(3,383,020)	(532,504)	2,850,516
<b>Net Appropriations</b>	<b>18,220,840</b>	<b>21,894,581</b>	<b>24,715,231</b>	<b>24,443,308</b>	<b>27,570,824</b>	<b>3,127,516</b>
Contingencies/Dept Reserves	401,908	401,908	401,908	401,908	428,249	26,341
<b>Total Requirements</b>	<b>18,622,748</b>	<b>22,296,489</b>	<b>25,117,139</b>	<b>24,845,216</b>	<b>27,999,073</b>	<b>3,153,857</b>
<b>Net County Cost</b>	<b>16,177,901</b>	<b>18,687,494</b>	<b>20,038,577</b>	<b>20,628,201</b>	<b>24,363,164</b>	<b>3,734,963</b>
Salary Resolution	83.0	82.0	88.0	88.0	88.0	—
Funded FTE	79.7	79.5	84.6	84.6	85.4	0.8

## Correctional Health Services (6300P)

### Resource Allocation Summary

	Actual 2017-18	Actual 2018-19	Adopted 2019-20	Revised 2020-21	Recomm 2020-21	Change 2020-21
Total Sources	2,444,847	3,608,995	5,078,562	4,217,015	3,635,909	(581,106)
Total Requirements	18,622,748	22,296,489	25,117,139	24,845,216	27,999,073	3,153,857
Net County Cost	16,177,901	18,687,494	20,038,577	20,628,201	24,363,164	3,734,963
Salary Resolution	83.0	82.0	88.0	88.0	88.0	—
Funded FTE	79.7	79.5	84.6	84.6	85.4	0.8

**1. Adjustments to Provide Current Level Services:** Budget adjustments are made to reflect current costs for existing levels of service and performance in FY 2020-21, including: salary and benefit changes, including merit increases and adjustments to retiree health contributions; increases in internal service charges; and elimination of one-time revenues and expenditures. As a one-time funding source, Fund Balance is removed from the Current Level Budget. Net funding adjustments in FY 2020-21 total \$668,668.

	CLB Funding Adjustments FY 2020-21
Sources	(131,391)
<b>Requirements</b>	
Gross Appropriations	420,005
Intrafund Transfers	117,272
Net County Cost	668,668
Positions	—

**2. Fund Balance Adjustment:** This action re-appropriates Fund Balance from the prior year and includes adjustments to Year-End Fund Balance.

	RLB Funding Adjustments FY 2020-21
Sources	428,249
<b>Requirements</b>	
Gross Appropriations	—
Intrafund Transfers	—
Contingencies/Dept Reserves	26,341
Net County Cost	(401,908)
Positions	—

**3. Redirection of Net County Cost:** Net County Cost from Family Health (\$375,484), Public Health, Policy, and Planning (\$299,482), and Health Coverage Unit (\$59,993) have been redirected to Correctional Health to assist with their structural budget deficit.

RLB Funding Adjustments FY 2020-21	
Sources	(734,959)
<b>Requirements</b>	
Gross Appropriations	—
Intrafund Transfers	—
Net County Cost	734,959
Positions	—

**4. Measure K: Redirect Court Alternatives :** Measure K funding for Court Alternatives for the mentally ill services in Correctional Health has been redirected towards San Mateo Medical Center to assist with the structural deficit.

RLB Funding Adjustments FY 2020-21	
Sources	(143,005)
<b>Requirements</b>	
Gross Appropriations	(143,005)
Intrafund Transfers	—
Net County Cost	—
Positions	—

**5. Change of Funding from Sheriff's Office:** Funding from the Sheriff's Office has been changed from an Intrafund Transfer to Net County Cost. There is no overall change in programming or funding.

RLB Funding Adjustments FY 2020-21	
Sources	—
<b>Requirements</b>	
Gross Appropriations	—
Intrafund Transfers	2,733,244
Net County Cost	2,733,244
Positions	—

**FY 2020-21 Total Funding Adjustments**

	<b>Total Funding Adjustments</b>
Sources	(581,106)
Requirements	
Gross Appropriations	277,000
Intrafund Transfers	2,850,516
Contingencies/Dept Reserves	26,341
Net County Cost	3,734,963
Positions	—

## San Mateo Medical Center (6600B)

### All Funds FY 2020-21 Budget Unit Summary

	Actual 2017-18	Actual 2018-19	Adopted 2019-20	Revised 2020-21	Recomm 2020-21	Change 2020-21
<b>Sources</b>						
Taxes	2,340,016	2,423,506	2,535,461	2,551,525	3,769,350	1,217,825
Use of Money and Property	180,965	1,615,692	68,000	68,000	68,000	—
Intergovernmental Revenues	145,876,366	150,909,752	142,506,034	167,578,280	143,316,844	(24,261,436)
Charges for Services	118,605,101	138,162,945	194,323,448	186,882,081	195,704,702	8,822,621
Interfund Revenue	1,491,331	1,313,746	1,369,047	1,369,047	1,369,047	—
Miscellaneous Revenue	7,234,358	5,921,564	7,670,067	8,170,067	8,801,212	631,145
Other Financing Sources	58,108,031	57,860,174	58,121,621	58,121,621	63,646,621	5,525,000
<b>Total Revenue</b>	<b>333,836,169</b>	<b>358,207,381</b>	<b>406,593,678</b>	<b>424,740,621</b>	<b>416,675,776</b>	<b>(8,064,845)</b>
Fund Balance	19,595,537	21,799,728	22,860,735	2,820,030	2,820,030	—
<b>Total Sources</b>	<b>353,431,706</b>	<b>380,007,109</b>	<b>429,454,413</b>	<b>427,560,651</b>	<b>419,495,806</b>	<b>(8,064,845)</b>
<b>Requirements</b>						
Salaries and Benefits	185,782,428	196,686,767	210,525,805	216,898,613	208,660,689	(8,237,924)
Services and Supplies	97,911,670	106,792,832	148,552,984	145,700,192	143,616,110	(2,084,082)
Other Charges	26,112,644	25,822,165	30,695,250	31,882,000	33,621,658	1,739,658
Fixed Assets	(22,849)	—	4,000,000	4,000,000	4,000,000	—
Other Financing Uses	22,062,263	28,040,930	33,104,234	29,323,736	29,841,239	517,503
<b>Gross Appropriations</b>	<b>331,846,155</b>	<b>357,342,694</b>	<b>426,878,273</b>	<b>427,804,541</b>	<b>419,739,696</b>	<b>(8,064,845)</b>
Intrafund Transfers	(214,177)	(196,320)	(243,890)	(243,890)	(243,890)	—
<b>Net Appropriations</b>	<b>331,631,978</b>	<b>357,146,374</b>	<b>426,634,383</b>	<b>427,560,651</b>	<b>419,495,806</b>	<b>(8,064,845)</b>
Non-General Fund Reserves	21,799,728	22,860,735	2,820,030	—	—	—
<b>Total Requirements</b>	<b>353,431,706</b>	<b>380,007,109</b>	<b>429,454,413</b>	<b>427,560,651</b>	<b>419,495,806</b>	<b>(8,064,845)</b>
<b>Net County Cost</b>	<b>—</b>	<b>—</b>	<b>—</b>	<b>—</b>	<b>—</b>	<b>—</b>
Salary Resolution	1,049.0	1,050.0	1,049.0	1,048.0	1,021.0	(27.0)
Funded FTE	984.9	998.2	977.7	976.7	952.4	(24.3)



## San Mateo Medical Center (6600P)

### Resource Allocation Summary

	Actual 2017-18	Actual 2018-19	Adopted 2019-20	Revised 2020-21	Recomm 2020-21	Change 2020-21
Total Sources	353,431,706	380,007,109	429,454,413	427,560,651	419,495,806	(8,064,845)
Total Requirements	353,431,706	380,007,109	429,454,413	427,560,651	419,495,806	(8,064,845)
Net County Cost	—	—	—	—	—	—
Salary Resolution	1,049.0	1,050.0	1,049.0	1,048.0	1,021.0	(27.0)
Funded FTE	984.9	998.2	977.7	976.7	952.4	(24.3)

**1. Adjustments to Provide Current Level Services:** Budget adjustments are made to reflect current costs for existing levels of service and performance in FY 2020-21, including: salary and benefit changes, including merit increases and adjustments to retiree health contributions; increases in internal service charges; and elimination of one-time revenues and expenditures. As a one-time funding source, Fund Balance is removed from the Current Level Budget. Net funding adjustments in FY 2020-21 total \$6,550,981.

	CLB Funding Adjustments FY 2020-21
Sources	(1,553,150)
<b>Requirements</b>	
Gross Appropriations	4,997,831
Intrafund Transfers	—
Net County Cost	6,550,981
Positions	—

**2. Limited Term Position Reduction in Respiratory Therapy:** Gross savings from the elimination of four limited term positions piloted in Respiratory and determined to be appropriate as permanent. Permanent positions were previously added through salary ordinance changes approved in August and September 2019. Related changes in the budget were reflected in the September Revision. We are presenting the affected departments and the accounts with zero amounts for informational purposes only.

	RLB Funding Adjustments FY 2020-21
Sources	395,361
<b>Requirements</b>	
Gross Appropriations	(178,443)
Intrafund Transfers	—
Net County Cost	(573,804)
Positions	—

**3. Limited Term Positions Reduction in Acute Care :** Eliminate four limited term positions: one Special Projects Coordinator, one Medical Services Assistant, one Senior IT Analyst, and one Social Worker in the Acute Care unit and absorb needs through restructuring of Acute Care support responsibilities.

RLB Funding Adjustments FY 2020-21	
Sources	—
<b>Requirements</b>	
Gross Appropriations	(796,055)
Intrafund Transfers	—
Net County Cost	(796,055)
<b>Positions</b>	
	—

**4. Limited Term Position Reduction in Finance:** Eliminate seven limited term positions in financial planning and analysis, accounting, and patient access.

RLB Funding Adjustments FY 2020-21	
Sources	—
<b>Requirements</b>	
Gross Appropriations	(834,448)
Intrafund Transfers	—
Net County Cost	(834,448)
<b>Positions</b>	
	—

**5. Limited Term Position Reduction in Quality and Safety:** Eliminate five limited term positions piloted to further safety, workforce engagement, diversity, and health equity improvements.

RLB Funding Adjustments FY 2020-21	
Sources	—
<b>Requirements</b>	
Gross Appropriations	(627,849)
Intrafund Transfers	—
Net County Cost	(627,849)
<b>Positions</b>	
	—

**6. Term Position Reduction in Analytics:** Eliminate five limited term positions piloted to strengthen analytics necessary for the Medi-Cal Quality Improvement Program and other efforts.

RLB Funding Adjustments FY 2020-21	
Sources	—
<b>Requirements</b>	
Gross Appropriations	(751,162)
Intrafund Transfers	—
Net County Cost	(751,162)
<b>Positions</b>	
	—

**7. Limited Term Position Reduction in Ambulatory Services:** Eliminate 24 limited term positions in the Clinics designed to improve flow throughout several clinics and redesign work within existing resources.

RLB Funding Adjustments FY 2020-21	
Sources	—
<b>Requirements</b>	
Gross Appropriations	(3,429,311)
Intrafund Transfers	—
Net County Cost	(3,429,311)
<b>Positions</b>	
	—

**8. Peri-Operative Workflow Optimization:** Optimize peri-operative workflows to reduce surgical backlogs and cancellations by improving pre-surgical preparation, operating room block utilization, first case on-time starts, room turnover time, operating room staffing mix, and surgical instrumentation management.

RLB Funding Adjustments FY 2020-21	
Sources	1,225,000
<b>Requirements</b>	
Gross Appropriations	—
Intrafund Transfers	—
Net County Cost	(1,225,000)
<b>Positions</b>	
	—

**9. Endoscopy Redesign:** Redesign endoscopy workflows to improve access to timely colonoscopies and other endoscopic procedures at SMMC, generating an expected minimum of two additional visits a day. This is expected to lower the backlog for patients waiting for endoscopy procedures and to protect the high risk segment of our population. The savings amount has been updated from the original \$324,000 to \$404,587.

RLB Funding Adjustments FY 2020-21	
Sources	404,587
<b>Requirements</b>	
Gross Appropriations	—
Intrafund Transfers	—
Net County Cost	(404,587)
Positions	—

**10. Position Adjustments:** Position conversions and moves are made to better align staffing with the operational needs of the departments and assures appropriate coverage for patient care services. One Director of Health Information Management and one Supervising Creative Arts Therapist II-Exempt are moved to a different org in the same program. Two conversions were approved by the Board of Supervisors on February 25, 2020. Overall financial impact is minimal at an increased cost of \$80,000 which is covered by patient revenue.

RLB Funding Adjustments FY 2020-21	
Sources	—
<b>Requirements</b>	
Gross Appropriations	80,640
Intrafund Transfers	—
Net County Cost	80,640
Positions	—

**11. Ron Robinson Senior Care Clinic Initiative:** Increase revenues at Ron Robinson Senior Care Center by redirecting some staff time currently spent in home visits and coordination meetings to patient care that is billable.

RLB Funding Adjustments FY 2020-21	
Sources	1,041,927
<b>Requirements</b>	
Gross Appropriations	—
Intrafund Transfers	—
Net County Cost	(1,041,927)
Positions	—

**12. Optometry Services Initiative:** Increase revenue to maintain optometry services by seeing an additional six to eleven optometry patients per day across the system.

RLB Funding Adjustments FY 2020-21	
Sources	412,060
<b>Requirements</b>	
Gross Appropriations	—
Intrafund Transfers	—
Net County Cost	(412,060)
Positions	—

**13. Dental Services Initiative:** Augment dental clinic staffing with two extra-help dental hygienist positions to increase volume, thereby increasing access in multiple locations and revenue.

RLB Funding Adjustments FY 2020-21	
Sources	372,875
<b>Requirements</b>	
Gross Appropriations	199,796
Intrafund Transfers	—
Net County Cost	(173,079)
Positions	—

**14. Sequoia Teen Wellness Operational Improvements:** Operational improvements at the Sequoia Teen Wellness Clinic will be undertaken to compensate for no-shows and capture additional patient revenue.

RLB Funding Adjustments FY 2020-21	
Sources	408,855
<b>Requirements</b>	
Gross Appropriations	—
Intrafund Transfers	—
Net County Cost	(408,855)
Positions	—

**15. Medi-Cal Waiver Revenue:** One of the Medi-Cal waiver programs which expires in FY 2020-21 will still continue support but at a reduced level of less than the \$16 million expected in FY 2019-20.

RLB Funding Adjustments FY 2020-21	
Sources	10,000,000
<b>Requirements</b>	
Gross Appropriations	—
Intrafund Transfers	—
Net County Cost	(10,000,000)
Positions	—

**16. Medi-Cal Skilled Nursing Facility Rate Increase:** Increase revenue as determined from the already re-negotiated Medi-Cal skilled nursing facility rate.

RLB Funding Adjustments FY 2020-21	
Sources	3,000,000
<b>Requirements</b>	
Gross Appropriations	—
Intrafund Transfers	—
Net County Cost	(3,000,000)
Positions	—

**17. Measure K: Redirect Revenue:** Redirect Measure K revenue supporting health programs in 5700P Aging and Adult Services; 6110P Behavioral Health and Recovery Services Administration and 6140P Mental Health Adult Services; and 6300P Correctional Health to preserve priority direct services at the San Mateo Medical Center.

RLB Funding Adjustments FY 2020-21	
Sources	1,217,825
<b>Requirements</b>	
Gross Appropriations	—
Intrafund Transfers	—
Net County Cost	(1,217,825)
Positions	—

**18. Redirect Tobacco Settlement:** Reduce Behavioral Health and Recovery Services health education activities targeting asthma and physical activity and redirect funds to mitigate loss of direct services at San Mateo Medical Center.

RLB Funding Adjustments FY 2020-21	
Sources	245,000
<b>Requirements</b>	
Gross Appropriations	—
Intrafund Transfers	—
Net County Cost	(245,000)
Positions	—

**19. Revenue Improvement through Care Management and Coordination:** Increase revenue by decreasing claim denials as length of stay reductions are effectively implemented through improved effectiveness of case management workflows. Optimize discharge planning and assertively coordinate care across the enterprise by aligning case management with physician stakeholders and enabling reductions in registry and overtime expenditures.

RLB Funding Adjustments FY 2020-21	
Sources	1,375,000
<b>Requirements</b>	
Gross Appropriations	—
Intrafund Transfers	—
Net County Cost	(1,375,000)
Positions	—

**20. Retail Pharmacy Closure:** The retail outpatient pharmacy in the main campus is closed and Medi-Cal patients are directed to any of ten pharmacies in the Health Plan of San Mateo (HPSM) network in the area; partner with HPSM to obtain services for ACE clients through an alternative provider. Additional county contribution of \$950,000 has been added to allow for a delay of this reduction. Eighteen position are eliminated with this closure.

RLB Funding Adjustments FY 2020-21	
Sources	(572,000)
<b>Requirements</b>	
Gross Appropriations	(2,462,962)
Intrafund Transfers	—
Net County Cost	(1,890,962)
Positions	(18)

**21. Ambulatory Care Model:** Change model to increase the reach of ambulatory care to 10,000 assigned patients, delivering 25,000 additional ambulatory visits, for needed primary care preventive and follow-up care. Earn more revenue for ambulatory services delivered to Medi-Cal clients assigned to us by HPSM. Additional county contribution of \$4,375,000 has been added to delay this reduction.

RLB Funding Adjustments FY 2020-21	
Sources	8,750,003
<b>Requirements</b>	
Gross Appropriations	—
Intrafund Transfers	—
Net County Cost	(8,750,003)
Positions	—

**22. Ophthalmology Services Initiative:** Operational improvements in ophthalmology services to increase revenue through increased clinic visits and surgeries.

RLB Funding Adjustments FY 2020-21	
Sources	132,369
<b>Requirements</b>	
Gross Appropriations	—
Intrafund Transfers	—
Net County Cost	(132,369)
Positions	—

**23. Relocated Mental Health Primary Care Services:** Mental Health Primary Care services for mentally ill clients operated at the BHRS Central and South Clinic sites that are not billable to Federally Qualified Health Centers (FQHC) are relocated. The services will be moved to FQHC clinic locations within the medical center. Additional county contribution of \$200,000 has been added to delay this reduction.

RLB Funding Adjustments FY 2020-21	
Sources	603,505
<b>Requirements</b>	
Gross Appropriations	—
Intrafund Transfers	—
Net County Cost	(603,505)
Positions	—



**24. Limited Term Position Reduction in Psychiatry:** Elimination of three limited term positions: one Creative Arts Therapist; one Therapy Aide; and one Psychologist in Psychiatry that supported patient wellness while hospitalized; proposed restructuring of support functions in the inpatient census will reduce the need for these psychiatric supportive services.

RLB Funding Adjustments FY 2020-21	
Sources	—
<b>Requirements</b>	
Gross Appropriations	(180,006)
Intrafund Transfers	—
Net County Cost	(180,006)
<b>Positions</b>	
	—

**25. Psychiatric Census Reduction:** Acute inpatient psychiatric capacity is reduced by 12 beds from 29 budgeted (34 licensed) to 17 staffed beds. Redirect \$1.4 million to purchase other residential placements for 80% of census who are waiting for discharge to residential care. Currently, of the 18 referrals per week from Psych Emergency Services, five are admitted to the unit and 13 are referred out. Estimate reduction of 2.5 admissions per week referring those out to other hospitals for total of 15.5 referred out per week to other hospitals. Nine positions are eliminated with this reduction.

RLB Funding Adjustments FY 2020-21	
Sources	(2,420,415)
<b>Requirements</b>	
Gross Appropriations	(4,082,876)
Intrafund Transfers	—
Net County Cost	(1,662,461)
<b>Positions</b>	
	(9)

**26. Adjustment of Reserves:** Reflect additional revenues and savings from the budget initiatives and reduce the reserve amounts required to balance budget. The previous reserve budget of \$48,320,948 is lowered to \$12,977,379, a reduction of \$35,343,569.

RLB Funding Adjustments FY 2020-21	
Sources	(35,923,677)
<b>Requirements</b>	
Gross Appropriations	—
Intrafund Transfers	—
Net County Cost	35,923,677
<b>Positions</b>	
	—

**27. Fund Balance Adjustment:** This action re-appropriates Fund Balance from the prior year and includes adjustments to Year-End Fund Balance.

RLB Funding Adjustments FY 2020-21	
Sources	2,820,030
<b>Requirements</b>	
Gross Appropriations	—
Intrafund Transfers	—
Net County Cost	(2,820,030)
Positions	—

### FY 2020-21 Total Funding Adjustments

Total Funding Adjustments	
Sources	(8,064,845)
<b>Requirements</b>	
Gross Appropriations	(8,064,845)
Intrafund Transfers	—
Net County Cost	—
Positions	(27)

## Contributions to Medical Center (5850B)

### All Funds FY 2020-21 Budget Unit Summary

	Actual 2017-18	Actual 2018-19	Adopted 2019-20	Revised 2020-21	Recomm 2020-21	Change 2020-21
<b>Sources</b>						
Miscellaneous Revenue	5,632,339	5,612,056	5,612,056	5,612,056	5,612,056	—
<b>Total Revenue</b>	<b>5,632,339</b>	<b>5,612,056</b>	<b>5,612,056</b>	<b>5,612,056</b>	<b>5,612,056</b>	<b>—</b>
<b>Total Sources</b>	<b>5,632,339</b>	<b>5,612,056</b>	<b>5,612,056</b>	<b>5,612,056</b>	<b>5,612,056</b>	<b>—</b>
<b>Requirements</b>						
Services and Supplies	—	—	43,890	43,890	43,890	—
Other Financing Uses	58,121,621	58,121,621	58,121,621	58,121,621	63,646,621	5,525,000
<b>Gross Appropriations</b>	<b>58,121,621</b>	<b>58,121,621</b>	<b>58,165,511</b>	<b>58,165,511</b>	<b>63,690,511</b>	<b>5,525,000</b>
Intrafund Transfers	—	—	—	—	(5,525,000)	(5,525,000)
<b>Net Appropriations</b>	<b>58,121,621</b>	<b>58,121,621</b>	<b>58,165,511</b>	<b>58,165,511</b>	<b>58,165,511</b>	<b>—</b>
<b>Total Requirements</b>	<b>58,121,621</b>	<b>58,121,621</b>	<b>58,165,511</b>	<b>58,165,511</b>	<b>58,165,511</b>	<b>—</b>
<b>Net County Cost</b>	<b>52,489,282</b>	<b>52,509,565</b>	<b>52,553,455</b>	<b>52,553,455</b>	<b>52,553,455</b>	<b>—</b>

## Contributions to Medical Center (5850P)

### Resource Allocation Summary

	Actual 2017-18	Actual 2018-19	Adopted 2019-20	Revised 2020-21	Recomm 2020-21	Change 2020-21
Total Sources	5,632,339	5,612,056	5,612,056	5,612,056	5,612,056	—
Total Requirements	58,121,621	58,121,621	58,165,511	58,165,511	58,165,511	—
Net County Cost	52,489,282	52,509,565	52,553,455	52,553,455	52,553,455	—

#### 1. Adjustments to Provide Current Level Services: Net funding adjustments in FY 2020-21 total \$0.

	CLB Funding Adjustments FY 2020-21
Sources	—
<b>Requirements</b>	
Gross Appropriations	—
Intrafund Transfers	—
Net County Cost	—
Positions	—

**2. One-time Contribution to San Mateo Medical Center (SMMC):** A one-time contribution is being provided to SMMC to assist with the structural budget deficit and provide additional time to implement budget balancing strategies as the Medical Center responds to COVID-19. The one-time amount will allow the delay of the following: closure of Outpatient Pharmacy (\$950,000), movement of mental health primary care providers (\$200,000) and Ambulatory Team Based Care Improvements (\$4,375,000).

	RLB Funding Adjustments FY 2020-21
Sources	—
<b>Requirements</b>	
Gross Appropriations	5,525,000
Intrafund Transfers	(5,525,000)
Net County Cost	—
Positions	—

**FY 2020-21 Total Funding Adjustments**

	Total Funding Adjustments
Sources	—
Requirements	
Gross Appropriations	5,525,000
Intrafund Transfers	(5,525,000)
Net County Cost	—
Positions	—

## First 5 San Mateo County (1950B)

### All Funds FY 2020-21 Budget Unit Summary

	Actual 2017-18	Actual 2018-19	Adopted 2019-20	Revised 2020-21	Recomm 2020-21	Change 2020-21
<b>Sources</b>						
Use of Money and Property	178,234	281,003	148,000	111,000	85,467	(25,533)
Intergovernmental Revenues	5,241,668	5,403,315	5,829,000	5,064,000	5,464,000	400,000
Miscellaneous Revenue	348,925	383,391	362,765	—	743,000	743,000
<b>Total Revenue</b>	<b>5,768,827</b>	<b>6,067,709</b>	<b>6,339,765</b>	<b>5,175,000</b>	<b>6,292,467</b>	<b>1,117,467</b>
Fund Balance	13,052,025	9,978,673	11,239,125	8,560,850	8,560,850	—
<b>Total Sources</b>	<b>18,820,852</b>	<b>16,046,382</b>	<b>17,578,890</b>	<b>13,735,850</b>	<b>14,853,317</b>	<b>1,117,467</b>
<b>Requirements</b>						
Salaries and Benefits	1,234,482	1,337,021	1,533,658	1,583,570	1,622,921	39,351
Services and Supplies	97,220	93,678	147,500	114,500	120,277	5,777
Other Charges	7,510,478	6,005,465	7,336,882	4,279,704	6,057,000	1,777,296
<b>Gross Appropriations</b>	<b>8,842,179</b>	<b>7,436,164</b>	<b>9,018,040</b>	<b>5,977,774</b>	<b>7,800,198</b>	<b>1,822,424</b>
Intrafund Transfers						
<b>Net Appropriations</b>	<b>8,842,179</b>	<b>7,436,164</b>	<b>9,018,040</b>	<b>5,977,774</b>	<b>7,800,198</b>	<b>1,822,424</b>
Contingencies/Dept Reserves	—	—	—	—	—	—
Non-General Fund Reserves	9,978,673	8,610,218	8,560,850	7,758,076	7,053,119	(704,957)
<b>Total Requirements</b>	<b>18,820,852</b>	<b>16,046,382</b>	<b>17,578,890</b>	<b>13,735,850</b>	<b>14,853,317</b>	<b>1,117,467</b>
<b>Net County Cost</b>	<b>—</b>	<b>—</b>	<b>—</b>	<b>—</b>	<b>—</b>	<b>—</b>
Salary Resolution	8.0	8.0	8.0	8.0	8.0	—
Funded FTE	7.6	8.0	7.6	7.6	7.6	—

## First 5 San Mateo County (1950P)

### Resource Allocation Summary

	Actual 2017-18	Actual 2018-19	Adopted 2019-20	Revised 2020-21	Recomm 2020-21	Change 2020-21
Total Sources	18,820,852	16,046,382	17,578,890	13,735,850	14,853,317	1,117,467
Total Requirements	18,820,852	16,046,382	17,578,890	13,735,850	14,853,317	1,117,467
Net County Cost	—	—	—	—	—	—
Salary Resolution	8.0	8.0	8.0	8.0	8.0	—
Funded FTE	7.6	8.0	7.6	7.6	7.6	—

**1. Adjustments to Provide Current Level Services:** Budget adjustments are made to reflect current costs for existing levels of service and performance in FY 2020-21, including: salary and benefit changes, including merit increases and adjustments to retiree health contributions; increases in internal service charges; and elimination of one-time revenues and expenditures. Net funding adjustments in FY 2020-21 total \$9,396,807.

	CLB Funding Adjustments FY 2020-21
Sources	(8,586,383)
<b>Requirements</b>	
Gross Appropriations	810,424
Intrafund Transfers	—
Net County Cost	9,396,807
Positions	—

**2. New Grant Awards and Execution:** This action appropriates funds from new grants and awards including: First 5 California IMPACT Grant, Sequoia Healthcare District - Mental Health Grant, Sequoia Healthcare District - Special Needs Grant, David Lucile Packard Foundation - Help Me Grow Grant, and Mental Health Services Act (MHSA) - Prop 63 funding.

	RLB Funding Adjustments FY 2020-21
Sources	1,143,000
<b>Requirements</b>	
Gross Appropriations	1,012,000
Intrafund Transfers	—
Net County Cost	(131,000)
Positions	—

**3. Fund Balance Adjustment:** This action re-appropriates Fund Balance from the prior year and includes adjustment to Year-End Fund Balance.

RLB Funding Adjustments FY 2020-21	
Sources	8,560,850
<b>Requirements</b>	
Gross Appropriations	—
Intrafund Transfers	—
Contingencies/Dept Reserves	—
Non-General Fund Reserves	(704,957)
Net County Cost	(9,265,807)
Positions	—

### FY 2020-21 Total Funding Adjustments

Total Funding Adjustments	
Sources	1,117,467
<b>Requirements</b>	
Gross Appropriations	1,822,424
Intrafund Transfers	—
Contingencies/Dept Reserves	—
Non-General Fund Reserves	(704,957)
Net County Cost	—
Positions	—



This page intentionally left blank

# Social Services



## Human Services Agency (7000D)

### All Funds FY 2020-21 Budget Unit Summary

	Actual 2017-18	Actual 2018-19	Adopted 2019-20	Revised 2020-21	Recomm 2020-21	Change 2020-21
<b>Sources</b>						
Taxes	9,923,949	10,839,720	13,057,136	12,470,348	12,470,348	—
Intergovernmental Revenues	135,066,621	129,696,822	164,606,076	162,863,656	165,277,453	2,413,797
Charges for Services	2,590,201	2,473,220	2,984,784	3,036,810	2,960,971	(75,839)
Interfund Revenue	123,525	204,322	221,198	221,198	5,000	(216,198)
Miscellaneous Revenue	1,447,828	1,371,188	1,561,784	1,578,360	1,603,253	24,893
<b>Total Revenue</b>	<b>149,152,125</b>	<b>144,585,271</b>	<b>182,430,978</b>	<b>180,170,372</b>	<b>182,317,025</b>	<b>2,146,653</b>
Fund Balance	28,939,140	33,217,022	35,243,820	26,276,640	32,299,867	6,023,227
<b>Total Sources</b>	<b>178,091,265</b>	<b>177,802,293</b>	<b>217,674,798</b>	<b>206,447,012</b>	<b>214,616,892</b>	<b>8,169,880</b>
<b>Requirements</b>						
Salaries and Benefits	99,082,366	99,133,284	123,153,055	128,428,548	131,231,877	2,803,329
Services and Supplies	61,978,616	60,269,801	91,661,389	84,247,066	54,129,193	(30,117,873)
Other Charges	53,209,661	51,575,738	64,914,007	62,712,569	61,616,059	(1,096,510)
Reclassification of Expenses	—	—	—	—	—	—
Fixed Assets	—	316,305	920,000	500,000	500,000	—
Other Financing Uses	867,034	1,655,217	2,384,961	890,827	1,000,138	109,311
<b>Gross Appropriations</b>	<b>215,137,677</b>	<b>212,950,345</b>	<b>283,033,412</b>	<b>276,779,010</b>	<b>248,477,267</b>	<b>(28,301,743)</b>
Intrafund Transfers	(28,906,397)	(26,644,604)	(34,251,090)	(34,054,228)	(2,486,360)	31,567,868
<b>Net Appropriations</b>	<b>186,231,280</b>	<b>186,305,740</b>	<b>248,782,322</b>	<b>242,724,782</b>	<b>245,990,907</b>	<b>3,266,125</b>
Contingencies/Dept Reserves	19,532,057	24,003,760	26,276,640	25,038,475	30,111,702	5,073,227
<b>Total Requirements</b>	<b>205,763,337</b>	<b>210,309,500</b>	<b>275,058,962</b>	<b>267,763,257</b>	<b>276,102,609</b>	<b>8,339,352</b>
<b>Net County Cost</b>	<b>27,672,073</b>	<b>32,507,209</b>	<b>57,384,164</b>	<b>61,316,245</b>	<b>61,485,717</b>	<b>169,472</b>
Salary Resolution	766.0	770.0	770.0	770.0	775.0	5.0
Funded FTE	765.9	770.0	770.0	770.0	775.0	5.0

## Office of Agency Director (7010P)

### Resource Allocation Summary

	Actual 2017-18	Actual 2018-19	Adopted 2019-20	Revised 2020-21	Recomm 2020-21	Change 2020-21
Total Sources	24,745,924	28,693,289	27,672,689	24,602,346	29,840,919	5,238,573
Total Requirements	18,463,187	26,152,327	27,722,289	24,651,946	29,890,519	5,238,573
Net County Cost	(6,282,738)	(2,540,962)	49,600	49,600	49,600	—
Salary Resolution	91.0	95.0	92.0	92.5	92.5	—
Funded FTE	91.0	95.0	92.0	92.5	92.5	—

**1. Adjustments to Provide Current Level Services:** Budget adjustments are made to reflect current costs for existing levels of service and performance in FY 2020-21, including: salary and benefit changes, including merit increases and adjustments to retiree health contributions; increases in internal service charges; and elimination of one-time revenues and expenditures. Net funding adjustments in FY 2020-21 total \$24,491,820.

	CLB Funding Adjustments FY 2020-21
Sources	(24,489,474)
<b>Requirements</b>	
Gross Appropriations	(24,875,389)
Intrafund Transfers	24,877,735
Net County Cost	24,491,820
Positions	—

**2. Administrative Unit: Addition of Management Analyst and Removal of Human Services Supervisor:** This action adds one Management Analyst position and removes one Human Services Supervisor to better align to operational needs.

	RLB Funding Adjustments FY 2020-21
Sources	—
<b>Requirements</b>	
Gross Appropriations	—
Intrafund Transfers	—
Net County Cost	—
Positions	—

**3. Administrative Unit: Addition of Human Resource Manager I and Removal of Management Analyst:** This action adds one Human Resource Manager I position and removes one Management Analyst position to better align to operational needs.

RLB Funding Adjustments FY 2020-21	
Sources	—
Requirements	
Gross Appropriations	—
Intrafund Transfers	—
Net County Cost	—
Positions	—

**4. Staff Security and Workplace Enhancement Project:** This action adds appropriation to enhance staff security and work environment. This project will increase staff security in lobby and reception areas. It will also create a healthier environment with enhancements to the workspace.

RLB Funding Adjustments FY 2020-21	
Sources	163,000
Requirements	
Gross Appropriations	163,000
Intrafund Transfers	—
Net County Cost	—
Positions	—

**5. Fund Balance Adjustment:** This action re-appropriates Fund Balance from the prior year and includes adjustments to Year-End Fund Balance.

RLB Funding Adjustments FY 2020-21	
Sources	29,565,047
Requirements	
Gross Appropriations	—
Intrafund Transfers	—
Contingencies/Dept Reserves	5,073,227
Net County Cost	(24,491,820)
Positions	—

**FY 2020-21 Total Funding Adjustments**

	<b>Total Funding Adjustments</b>
Sources	5,238,573
Requirements	
Gross Appropriations	(24,712,389)
Intrafund Transfers	24,877,735
Contingencies/Dept Reserves	5,073,227
Net County Cost	—
Positions	—

## Eligibility Determination (7220P)

### Resource Allocation Summary

	Actual 2017-18	Actual 2018-19	Adopted 2019-20	Revised 2020-21	Recomm 2020-21	Change 2020-21
Total Sources	63,452,131	61,859,534	67,057,952	64,293,140	64,884,167	591,027
Total Requirements	69,930,117	71,360,757	84,528,116	83,467,135	84,370,365	903,230
Net County Cost	6,477,986	9,501,224	17,470,164	19,173,995	19,486,198	312,203
Salary Resolution	368.0	368.0	368.0	368.0	368.0	—
Funded FTE	368.0	368.0	368.0	368.0	368.0	—

**6. Adjustments to Provide Current Level Services:** Budget adjustments are made to reflect current costs for existing levels of service and performance in FY 2020-21, including: salary and benefit changes, including merit increases and adjustments to retiree health contributions; increases in internal service charges; and elimination of one-time revenues and expenditures. Net funding adjustments in FY 2020-21 total \$787,203.

	CLB Funding Adjustments FY 2020-21
Sources	(246,963)
<b>Requirements</b>	
Gross Appropriations	(559,760)
Intrafund Transfers	1,100,000
Net County Cost	787,203
Positions	—

**7. Staff Security and Workplace Enhancement Project:** This action adds appropriation to enhance staff security and work environment. This project will increase staff security in lobby and reception areas. It will also create a healthier environment with enhancements to the workspace.

	RLB Funding Adjustments FY 2020-21
Sources	362,990
<b>Requirements</b>	
Gross Appropriations	362,990
Intrafund Transfers	—
Net County Cost	—
Positions	—

**8. Fund Balance Adjustment:** This action re-appropriates Fund Balance from the prior year and includes adjustments to Year-End Fund Balance.

<b>RLB Funding Adjustments FY 2020-21</b>	
Sources	475,000
<b>Requirements</b>	
Gross Appropriations	—
Intrafund Transfers	—
Net County Cost	(475,000)
Positions	—

### **FY 2020-21 Total Funding Adjustments**

<b>Total Funding Adjustments</b>	
Sources	591,027
<b>Requirements</b>	
Gross Appropriations	(196,770)
Intrafund Transfers	1,100,000
Net County Cost	312,203
Positions	—



## Welfare Aid Payments (7240P)

### Resource Allocation Summary

	Actual 2017-18	Actual 2018-19	Adopted 2019-20	Revised 2020-21	Recomm 2020-21	Change 2020-21
Total Sources	11,454,823	13,376,792	17,829,036	17,829,036	17,108,244	(720,792)
Total Requirements	13,669,402	11,652,846	23,027,500	23,027,500	22,306,708	(720,792)
Net County Cost	2,214,580	(1,723,945)	5,198,464	5,198,464	5,198,464	—

**9. Adjustments to Provide Current Level Services:** Budget adjustments are made to reflect current costs for existing levels of service and performance in FY 2020-21, including: salary and benefit changes, including merit increases and adjustments to retiree health contributions; increases in internal service charges; and elimination of one-time revenues and expenditures. Net funding adjustments in FY 2020-21 total \$0.

	CLB Funding Adjustments FY 2020-21
Sources	(720,792)
<b>Requirements</b>	
Gross Appropriations	(724,792)
Intrafund Transfers	4,000
Net County Cost	—
Positions	—

### FY 2020-21 Total Funding Adjustments

	Total Funding Adjustments
Sources	(720,792)
<b>Requirements</b>	
Gross Appropriations	(724,792)
Intrafund Transfers	4,000
Net County Cost	—
Positions	—

## Employment Services (7320P)

### Resource Allocation Summary

	Actual 2017-18	Actual 2018-19	Adopted 2019-20	Revised 2020-21	Recomm 2020-21	Change 2020-21
Total Sources	12,591,364	11,008,433	15,642,548	14,304,150	14,121,830	(182,320)
Total Requirements	14,172,066	12,221,905	17,864,172	16,769,713	16,572,509	(197,204)
Net County Cost	1,580,702	1,213,472	2,221,624	2,465,563	2,450,679	(14,884)
Salary Resolution	51.0	51.0	51.0	51.0	51.0	—
Funded FTE	51.0	51.0	51.0	51.0	51.0	—

**10. Adjustments to Provide Current Level Services:** Budget adjustments are made to reflect current costs for existing levels of service and performance in FY 2020-21, including: salary and benefit changes, including merit increases and adjustments to retiree health contributions; increases in internal service charges; and elimination of one-time revenues and expenditures. Net funding adjustments in FY 2020-21 total (\$14,884).

	CLB Funding Adjustments FY 2020-21
Sources	(70,728)
<b>Requirements</b>	
Gross Appropriations	(265,612)
Intrafund Transfers	180,000
Net County Cost	(14,884)
Positions	—

**11. Staff Security and Workplace Enhancement Project:** This action adds appropriation to enhance staff security and work environment. This project will increase staff security in lobby and reception areas. It will also create a healthier environment with enhancements to the workspace.

	RLB Funding Adjustments FY 2020-21
Sources	45,390
<b>Requirements</b>	
Gross Appropriations	45,390
Intrafund Transfers	—
Net County Cost	—
Positions	—

**12. Removal of Housing Support Program Expenditures/Revenue:** This action removes Housing Support Program funding/expenditures which will be shifted to the Homeless and Safety Net (H&SN) program for the administration of expanded CalWORKs Housing Support Program services and agreements.

<b>RLB Funding Adjustments FY 2020-21</b>	
Sources	(156,982)
<b>Requirements</b>	
Gross Appropriations	(156,982)
Intrafund Transfers	—
Net County Cost	—
Positions	—

### **FY 2020-21 Total Funding Adjustments**

<b>Total Funding Adjustments</b>	
Sources	(182,320)
<b>Requirements</b>	
Gross Appropriations	(377,204)
Intrafund Transfers	180,000
Net County Cost	(14,884)
Positions	—

## Vocational Rehab Services (7330P)

### Resource Allocation Summary

	Actual 2017-18	Actual 2018-19	Adopted 2019-20	Revised 2020-21	Recomm 2020-21	Change 2020-21
Total Sources	3,561,330	3,376,219	4,270,709	4,322,735	4,231,896	(90,839)
Total Requirements	4,586,105	5,425,693	6,540,445	6,879,024	6,841,463	(37,561)
Net County Cost	1,024,775	2,049,474	2,269,736	2,556,289	2,609,567	53,278
Salary Resolution	35.0	35.0	35.0	35.0	35.0	—
Funded FTE	35.0	35.0	35.0	35.0	35.0	—

**13. Adjustments to Provide Current Level Services:** Budget adjustments are made to reflect current costs for existing levels of service and performance in FY 2020-21, including: salary and benefit changes, including merit increases and adjustments to retiree health contributions; increases in internal service charges; and elimination of one-time revenues and expenditures. Net funding adjustments in FY 2020-21 total \$178,278.

	CLB Funding Adjustments FY 2020-21
Sources	(215,839)
<b>Requirements</b>	
Gross Appropriations	(4,072,500)
Intrafund Transfers	4,034,939
Net County Cost	178,278
Positions	—

**14. Fund Balance Adjustment:** This action re-appropriates Fund Balance from the prior year.

	RLB Funding Adjustments FY 2020-21
Sources	125,000
<b>Requirements</b>	
Gross Appropriations	—
Intrafund Transfers	—
Net County Cost	(125,000)
Positions	—

**FY 2020-21 Total Funding Adjustments**

	<b>Total Funding Adjustments</b>
Sources	(90,839)
Requirements	
Gross Appropriations	(4,072,500)
Intrafund Transfers	4,034,939
Net County Cost	53,278
Positions	—

## Children and Family Services (7420P)

### Resource Allocation Summary

	Actual 2017-18	Actual 2018-19	Adopted 2019-20	Revised 2020-21	Recomm 2020-21	Change 2020-21
Total Sources	50,709,840	47,003,231	66,344,351	63,759,246	66,410,772	2,651,526
Total Requirements	68,431,966	64,646,866	88,596,196	87,305,336	89,763,097	2,457,761
Net County Cost	17,722,126	17,643,635	22,251,845	23,546,090	23,352,325	(193,765)
Salary Resolution	205.0	205.0	206.0	206.0	211.0	5.0
Funded FTE	205.0	205.0	206.0	206.0	211.0	5.0

**15. Adjustments to Provide Current Level Services:** Budget adjustments are made to reflect current costs for existing levels of service and performance in FY 2020-21, including: salary and benefit changes, including merit increases and adjustments to retiree health contributions; increases in internal service charges; and elimination of one-time revenues and expenditures. Net funding adjustments in FY 2020-21 total \$599,555.

	CLB Funding Adjustments FY 2020-21
Sources	1,299,967
<b>Requirements</b>	
Gross Appropriations	1,514,454
Intrafund Transfers	385,068
Net County Cost	599,555
Positions	—

**16. Staff Security and Workplace Enhancement Project:** This action adds appropriation to enhance staff security and work environment. This project will increase staff security in lobby and reception areas. It will also create a healthier environment with enhancements to the workspace.

	RLB Funding Adjustments FY 2020-21
Sources	378,620
<b>Requirements</b>	
Gross Appropriations	378,620
Intrafund Transfers	—
Net County Cost	—
Positions	—

**17. Out of Home Placement - Short Term Residential Treatment Program (STRTP) :** This action adds: one Management Analyst, one Senior Accountant, two Accountant II positions, and one Fiscal Office Specialist position. The costs of these positions are offset by non-departmental transfer from the County Managers Office. These positions are added to help meet the fiscal needs of the program as the Receiving Home converts into a STRTP.

RLB Funding Adjustments FY 2020-21	
Sources	179,619
<b>Requirements</b>	
Gross Appropriations	723,098
Intrafund Transfers	(543,479)
Net County Cost	—
Positions	5

**18. Fund Balance Adjustment:** This action re-appropriates Fund Balance from the prior year.

RLB Funding Adjustments FY 2020-21	
Sources	793,320
<b>Requirements</b>	
Gross Appropriations	—
Intrafund Transfers	—
Net County Cost	(793,320)
Positions	—

### FY 2020-21 Total Funding Adjustments

Total Funding Adjustments	
Sources	2,651,526
<b>Requirements</b>	
Gross Appropriations	2,616,172
Intrafund Transfers	(158,411)
Net County Cost	(193,765)
Positions	5

## Homeless and Safety Net Services (7510P)

### Resource Allocation Summary

	Actual 2017-18	Actual 2018-19	Adopted 2019-20	Revised 2020-21	Recomm 2020-21	Change 2020-21
Total Sources	6,814,787	8,358,133	13,680,911	12,088,362	12,402,867	314,505
Total Requirements	10,374,975	13,316,101	19,679,640	18,442,896	18,842,983	400,087
Net County Cost	3,560,189	4,957,969	5,998,729	6,354,534	6,440,116	85,582
Salary Resolution	5.0	7.0	6.0	7.0	7.0	—
Funded FTE	5.0	7.0	6.0	7.0	7.0	—

**19. Adjustments to Provide Current Level Services:** Budget adjustments are made to reflect current costs for existing levels of service and performance in FY 2020-21, including: salary and benefit changes, including merit increases and adjustments to retiree health contributions; increases in internal service charges; and elimination of one-time revenues and expenditures. Net funding adjustments in FY 2020-21 total \$163,747.

	CLB Funding Adjustments FY 2020-21
Sources	236,340
<b>Requirements</b>	
Gross Appropriations	(213,383)
Intrafund Transfers	613,470
Net County Cost	163,747
Positions	—

**20. Measure K Initiative Funding Shifts:** This action shifts Measure K funding between initiatives to reflect planned program spending accurately. The initiatives included in this action are HOPE Plan Implementation (HSAHI), StarVista Daybreak Foster Youth Training (HSAST), and Rapid Re-Housing & Housing Locator (RRHHL) MVP Bridge Funding (HSAL5). HOPE Plan Implementation (HSAHI) funds were reduced by (\$24,996) due to underspending as a result of lower client need in that area; those Measure K dollars were shifted to StarVista Daybreak Foster Youth (HSAST) by \$10,300 and RRHHL MVP Bridge Funding (HSAL5) by \$14,696 because there is a growing service need in those programs.

	RLB Funding Adjustments FY 2020-21
Sources	—
<b>Requirements</b>	
Gross Appropriations	—
Intrafund Transfers	—
Net County Cost	—
Positions	—



**21. Fund Balance Adjustment:** This action re-appropriates Fund Balance from the prior year.

<b>RLB Funding Adjustments FY 2020-21</b>	
Sources	78,165
<b>Requirements</b>	
Gross Appropriations	—
Intrafund Transfers	—
Net County Cost	(78,165)
<hr/>	
Positions	—

### **FY 2020-21 Total Funding Adjustments**

<b>Total Funding Adjustments</b>	
Sources	314,505
<b>Requirements</b>	
Gross Appropriations	(213,383)
Intrafund Transfers	613,470
Net County Cost	85,582
<hr/>	
Positions	—

## Community Capacity (7520P)

### Resource Allocation Summary

	Actual 2017-18	Actual 2018-19	Adopted 2019-20	Revised 2020-21	Recomm 2020-21	Change 2020-21
Total Sources	828,681	574,573	760,559	773,177	732,141	(41,036)
Total Requirements	2,185,802	1,882,241	2,607,713	2,668,039	2,554,061	(113,978)
Net County Cost	1,357,121	1,307,668	1,847,154	1,894,862	1,821,920	(72,942)
Salary Resolution	8.0	7.0	10.0	8.5	8.5	—
Funded FTE	8.0	7.0	10.0	8.5	8.5	—

**22. Adjustments to Provide Current Level Services:** Budget adjustments are made to reflect current costs for existing levels of service and performance in FY 2020-21, including: salary and benefit changes, including merit increases and adjustments to retiree health contributions; increases in internal service charges; and elimination of one-time revenues and expenditures. Net funding adjustments in FY 2020-21 total (\$72,942).

	CLB Funding Adjustments FY 2020-21
Sources	(41,036)
<b>Requirements</b>	
Gross Appropriations	(1,030,113)
Intrafund Transfers	916,135
Net County Cost	(72,942)
Positions	—

### FY 2020-21 Total Funding Adjustments

	Total Funding Adjustments
Sources	(41,036)
<b>Requirements</b>	
Gross Appropriations	(1,030,113)
Intrafund Transfers	916,135
Net County Cost	(72,942)
Positions	—

## Department of Child Support Services (2600B)

### All Funds FY 2020-21 Budget Unit Summary

	Actual 2017-18	Actual 2018-19	Adopted 2019-20	Revised 2020-21	Recomm 2020-21	Change 2020-21
<b>Sources</b>						
Intergovernmental Revenues	10,916,811	11,405,390	11,414,075	11,414,075	11,414,075	—
Miscellaneous Revenue	—	—	837,260	1,194,019	761,284	(432,735)
<b>Total Revenue</b>	<b>10,916,811</b>	<b>11,405,390</b>	<b>12,251,335</b>	<b>12,608,094</b>	<b>12,175,359</b>	<b>(432,735)</b>
<b>Total Sources</b>	<b>10,916,811</b>	<b>11,405,390</b>	<b>12,251,335</b>	<b>12,608,094</b>	<b>12,175,359</b>	<b>(432,735)</b>
<b>Requirements</b>						
Salaries and Benefits	9,424,324	9,903,777	11,200,950	11,701,507	11,134,633	(566,874)
Services and Supplies	553,598	576,625	486,650	487,050	340,550	(146,500)
Other Charges	683,821	671,171	731,005	767,033	797,576	30,543
Other Financing Uses	255,067	253,817	264,046	267,605	294,776	27,171
<b>Gross Appropriations</b>	<b>10,916,811</b>	<b>11,405,390</b>	<b>12,682,651</b>	<b>13,223,195</b>	<b>12,567,535</b>	<b>(655,660)</b>
Intrafund Transfers	—	—	(431,316)	(615,101)	(392,176)	222,925
<b>Net Appropriations</b>	<b>10,916,811</b>	<b>11,405,390</b>	<b>12,251,335</b>	<b>12,608,094</b>	<b>12,175,359</b>	<b>(432,735)</b>
<b>Total Requirements</b>	<b>10,916,811</b>	<b>11,405,390</b>	<b>12,251,335</b>	<b>12,608,094</b>	<b>12,175,359</b>	<b>(432,735)</b>
<b>Net County Cost</b>	<b>—</b>	<b>—</b>	<b>—</b>	<b>—</b>	<b>—</b>	<b>—</b>
Salary Resolution	76.0	73.0	73.0	73.0	68.0	(5.0)
Funded FTE	75.9	73.0	72.9	72.9	67.5	(5.4)

## Department of Child Support Services (2600P)

### Resource Allocation Summary

	Actual 2017-18	Actual 2018-19	Adopted 2019-20	Revised 2020-21	Recomm 2020-21	Change 2020-21
Total Sources	10,916,811	11,405,390	12,251,335	12,608,094	12,175,359	(432,735)
Total Requirements	10,916,811	11,405,390	12,251,335	12,608,094	12,175,359	(432,735)
Net County Cost	—	—	—	—	—	—
Salary Resolution	76.0	73.0	73.0	73.0	68.0	(5.0)
Funded FTE	75.9	73.0	72.9	72.9	67.5	(5.4)

**1. Adjustments to Provide Current Level Services:** Budget adjustments are made to reflect current costs for existing levels of service and performance in FY 2020-21, including: salary and benefit changes, including merit increases and adjustments to retiree health contributions; increases in internal service charges; and elimination of one-time revenues and expenditures. As a one-time funding source, Fund Balance is removed from the Current Level Budget. Net funding adjustments in FY 2020-21 total (\$39,874).

	CLB Funding Adjustments FY 2020-21
Sources	—
<b>Requirements</b>	
Gross Appropriations	(39,874)
Intrafund Transfers	—
Net County Cost	(39,874)
Positions	—

**2. Elimination of Five Vacant Positions:** Four vacant Child Analyst I/II and one vacant Child Support Technician are deleted to offset cost increases.

	RLB Funding Adjustments FY 2020-21
Sources	—
<b>Requirements</b>	
Gross Appropriations	(615,786)
Intrafund Transfers	—
Net County Cost	(615,786)
Positions	(5)

**3. Federal Financial Participation Match Program:** The Department will decrease its participation in this program in FY 2020-21. For every local dollar contributed, the Department will receive additional federal funding to meet essential expenditures that exceed the Department's budgeted allocation.

<b>RLB Funding Adjustments FY 2020-21</b>	
Sources	(432,735)
<b>Requirements</b>	
Gross Appropriations	—
Intrafund Transfers	222,925
Net County Cost	655,660
Positions	—

### **FY 2020-21 Total Funding Adjustments**

<b>Total Funding Adjustments</b>	
Sources	(432,735)
<b>Requirements</b>	
Gross Appropriations	(655,660)
Intrafund Transfers	222,925
Net County Cost	—
Positions	(5)

# Community Services



## Planning and Building (3800B)

### All Funds FY 2020-21 Budget Unit Summary

	Actual 2017-18	Actual 2018-19	Adopted 2019-20	Revised 2020-21	Recomm 2020-21	Change 2020-21
<b>Sources</b>						
Taxes	362,063	28,034	643,984	145,874	145,874	—
Licenses, Permits and Franchises	3,678,434	3,610,608	3,583,102	3,663,102	3,663,102	—
Fines, Forfeitures and Penalties	4,464	7,998	—	—	—	—
Charges for Services	1,802,157	1,916,551	2,032,988	2,052,988	2,052,988	—
Interfund Revenue	29,774	18,858	104,275	104,275	104,275	—
Miscellaneous Revenue	106,872	211,967	418,100	418,100	418,100	—
<b>Total Revenue</b>	<b>5,983,764</b>	<b>5,794,016</b>	<b>6,782,449</b>	<b>6,384,339</b>	<b>6,384,339</b>	<b>—</b>
Fund Balance	2,482,829	2,408,584	2,780,398	2,419,912	2,678,508	258,596
<b>Total Sources</b>	<b>8,466,593</b>	<b>8,202,600</b>	<b>9,562,847</b>	<b>8,804,251</b>	<b>9,062,847</b>	<b>258,596</b>
<b>Requirements</b>						
Salaries and Benefits	8,527,668	9,056,708	11,491,886	12,733,829	13,044,300	310,471
Services and Supplies	3,062,864	1,472,099	4,971,564	3,920,068	4,256,808	336,740
Other Charges	1,177,108	953,406	1,184,025	1,217,670	1,242,135	24,465
Fixed Assets	—	—	25,000	25,000	25,000	—
Other Financing Uses	42,873	37,203	52,215	54,812	54,812	—
<b>Gross Appropriations</b>	<b>12,810,513</b>	<b>11,519,416</b>	<b>17,724,690</b>	<b>17,951,379</b>	<b>18,623,055</b>	<b>671,676</b>
Intrafund Transfers	(2,284,184)	(337,384)	(2,772,508)	(3,044,738)	(3,044,738)	—
<b>Net Appropriations</b>	<b>10,526,329</b>	<b>11,182,032</b>	<b>14,952,182</b>	<b>14,906,641</b>	<b>15,578,317</b>	<b>671,676</b>
Contingencies/Dept Reserves	1,099,107	1,190,956	1,190,956	1,165,956	1,165,956	—
<b>Total Requirements</b>	<b>11,625,436</b>	<b>12,372,988</b>	<b>16,143,138</b>	<b>16,072,597</b>	<b>16,744,273</b>	<b>671,676</b>
<b>Net County Cost</b>	<b>3,158,842</b>	<b>4,170,388</b>	<b>6,580,291</b>	<b>7,268,346</b>	<b>7,681,426</b>	<b>413,080</b>
Salary Resolution	57.0	58.0	67.0	67.0	67.0	—
Funded FTE	56.8	58.0	66.8	66.8	66.7	(0.1)

## Administration and Support (3810P)

### Resource Allocation Summary

	Actual 2017-18	Actual 2018-19	Adopted 2019-20	Revised 2020-21	Recomm 2020-21	Change 2020-21
Total Sources	2,516,704	2,516,791	2,900,398	2,539,912	2,798,508	258,596
Total Requirements	2,244,501	2,565,603	3,691,000	3,676,007	4,255,675	579,668
Net County Cost	(272,204)	48,812	790,602	1,136,095	1,457,167	321,072
Salary Resolution	14.0	14.0	18.0	19.0	19.0	—
Funded FTE	13.9	14.0	17.9	18.9	18.9	—

**1. Adjustments to Provide Current Level Services:** Budget adjustments are made to reflect current costs for existing levels of service and performance in FY 2020-21, including: salary and benefit changes, including merit increases and adjustments to retiree health contributions; increases in internal service charges. As a one-time funding source, Fund Balance is removed from the Current Level Budget. Net funding adjustments in FY 2020-21 total \$2,673,980

	CLB Funding Adjustments FY 2020-21
Sources	(2,419,912)
<b>Requirements</b>	
Gross Appropriations	254,068
Intrafund Transfers	—
Net County Cost	2,673,980
Positions	—

**2. Fund Balance Adjustment:** This action reappropriates Fund Balance from the prior year and includes adjustments to Year-End Fund Balance.

	RLB Funding Adjustments FY 2020-21
Sources	2,678,508
<b>Requirements</b>	
Gross Appropriations	—
Intrafund Transfers	—
Net County Cost	(2,678,508)
Positions	—



**3. Accela Project:** The Department's Accela project is anticipated to increase in contract costs due to expanded scope of work and will require a funding adjustment.

RLB Funding Adjustments FY 2020-21	
Sources	—
<b>Requirements</b>	
Gross Appropriations	325,600
Intrafund Transfers	—
Net County Cost	325,600
Positions	—

### FY 2020-21 Total Funding Adjustments

Total Funding Adjustments	
Sources	258,596
<b>Requirements</b>	
Gross Appropriations	579,668
Intrafund Transfers	—
Net County Cost	321,072
Positions	—

## Code Compliance Program (3820P)

### Resource Allocation Summary

	Actual 2017-18	Actual 2018-19	Adopted 2019-20	Revised 2020-21	Recomm 2020-21	Change 2020-21
Total Sources	76,394	—	180,000	180,000	180,000	—
Total Requirements	1,144,272	1,176,129	1,910,707	2,058,078	1,973,506	(84,572)
Net County Cost	1,067,878	1,176,129	1,730,707	1,878,078	1,793,506	(84,572)
Salary Resolution	7.0	7.0	9.0	8.0	8.0	—
Funded FTE	7.0	7.0	9.0	8.0	7.9	(0.1)

**4. Adjustments to Provide Current Level Services:** Budget adjustments are made to reflect current costs for existing levels of service and performance in FY 2020-21, including: salary and benefit changes, including merit increases and adjustments to retiree health contributions; increases in internal service charges; and elimination of one-time revenues and expenditures. Net funding adjustments in FY 2020-21 total (\$84,572).

	CLB Funding Adjustments FY 2020-21
Sources	—
<b>Requirements</b>	
Gross Appropriations	(84,572)
Intrafund Transfers	—
Net County Cost	(84,572)
Positions	—

### FY 2020-21 Total Funding Adjustments

	Total Funding Adjustments
Sources	—
<b>Requirements</b>	
Gross Appropriations	(84,572)
Intrafund Transfers	—
Net County Cost	(84,572)
Positions	—

## Long Range Planning Services (3830P)

### Resource Allocation Summary

	Actual 2017-18	Actual 2018-19	Adopted 2019-20	Revised 2020-21	Recomm 2020-21	Change 2020-21
Total Sources	363,295	154,272	758,259	260,149	260,149	—
Total Requirements	728,333	662,450	1,736,973	1,249,930	1,095,154	(154,776)
Net County Cost	365,037	508,178	978,714	989,781	835,005	(154,776)
Salary Resolution	2.0	2.0	4.0	3.0	3.0	—
Funded FTE	2.0	2.0	4.0	3.0	2.9	(0.1)

**5. Adjustments to Provide Current Level Services:** Budget adjustments are made to reflect current costs for existing levels of service and performance in FY 2020-21, including: salary and benefit changes, including merit increases and adjustments to retiree health contributions; increases in internal service charges; and elimination of one-time revenues and expenditures. Net funding adjustments in FY 2020-21 total (\$154,776).

	CLB Funding Adjustments FY 2020-21
Sources	—
<b>Requirements</b>	
Gross Appropriations	(154,776)
Intrafund Transfers	—
Net County Cost	(154,776)
Positions	—

### FY 2020-21 Total Funding Adjustments

	Total Funding Adjustments
Sources	—
<b>Requirements</b>	
Gross Appropriations	(154,776)
Intrafund Transfers	—
Net County Cost	(154,776)
Positions	—

## Building Inspection (3842P)

### Resource Allocation Summary

	Actual 2017-18	Actual 2018-19	Adopted 2019-20	Revised 2020-21	Recomm 2020-21	Change 2020-21
Total Sources	4,423,761	3,878,052	4,480,262	4,480,262	4,480,262	—
Total Requirements	3,983,685	4,189,326	4,725,465	4,915,070	5,031,578	116,508
Net County Cost	(440,076)	311,273	245,203	434,808	551,316	116,508
Salary Resolution	19.0	19.0	20.0	20.0	20.0	—
Funded FTE	19.0	19.0	20.0	20.0	20.0	—

**6. Adjustments to Provide Current Level Services:** Budget adjustments are made to reflect current costs for existing levels of service and performance in FY 2020-21, including: salary and benefit changes, including merit increases and adjustments to retiree health contributions; increases in internal service charges; and elimination of one-time revenues and expenditures. Net funding adjustments in FY 2020-21 total \$116,508.

	CLB Funding Adjustments FY 2020-21
Sources	—
<b>Requirements</b>	
Gross Appropriations	116,508
Intrafund Transfers	—
Net County Cost	116,508
Positions	—

### FY 2020-21 Total Funding Adjustments

	Total Funding Adjustments
Sources	—
<b>Requirements</b>	
Gross Appropriations	116,508
Intrafund Transfers	—
Net County Cost	116,508
Positions	—

## Planning and Development Review (3843P)

### Resource Allocation Summary

	Actual 2017-18	Actual 2018-19	Adopted 2019-20	Revised 2020-21	Recomm 2020-21	Change 2020-21
Total Sources	1,086,438	1,653,484	1,243,928	1,343,928	1,343,928	—
Total Requirements	3,524,645	3,779,480	4,078,993	4,173,512	4,388,360	214,848
Net County Cost	2,438,207	2,125,996	2,835,065	2,829,584	3,044,432	214,848
Salary Resolution	15.0	16.0	16.0	17.0	17.0	—
Funded FTE	15.0	16.0	16.0	17.0	17.0	—

**7. Adjustments to Provide Current Level Services:** Budget adjustments are made to reflect current costs for existing levels of service and performance in FY 2020-21, including: salary and benefit changes, including merit increases and adjustments to retiree health contributions; increases in internal service charges; and elimination of one-time revenues and expenditures. Net funding adjustments in FY 2020-21 total \$214,848.

	CLB Funding Adjustments FY 2020-21
Sources	—
<b>Requirements</b>	
Gross Appropriations	214,848
Intrafund Transfers	—
Net County Cost	214,848
Positions	—

### FY 2020-21 Total Funding Adjustments

	Total Funding Adjustments
Sources	—
<b>Requirements</b>	
Gross Appropriations	214,848
Intrafund Transfers	—
Net County Cost	214,848
Positions	—

## Local Agency Formation Commission (3570B)

### All Funds FY 2020-21 Budget Unit Summary

	Actual 2017-18	Actual 2018-19	Adopted 2019-20	Revised 2020-21	Recomm 2020-21	Change 2020-21
<b>Sources</b>						
Taxes	—	—	—	—	—	—
Use of Money and Property	—	(966)	—	—	—	—
Intergovernmental Revenues	236,208	277,034	332,782	349,421	396,990	47,569
Charges for Services	24,631	14,424	28,000	29,400	28,000	(1,400)
Interfund Revenue	—	143,447	—	—	—	—
Miscellaneous Revenue	—	—	4,000	4,000	4,000	—
<b>Total Revenue</b>	<b>260,839</b>	<b>433,939</b>	<b>364,782</b>	<b>382,821</b>	<b>428,990</b>	<b>46,169</b>
Fund Balance	109,004	129,411	148,836	106,785	114,451	7,666
<b>Total Sources</b>	<b>369,843</b>	<b>563,350</b>	<b>513,618</b>	<b>489,606</b>	<b>543,441</b>	<b>53,835</b>
<b>Requirements</b>						
Salaries and Benefits	283,235	352,673	506,608	529,900	468,604	(61,296)
Services and Supplies	36,455	17,192	40,592	40,892	130,342	89,450
Other Charges	38,846	44,650	46,107	47,012	104,467	57,455
<b>Gross Appropriations</b>	<b>358,536</b>	<b>414,515</b>	<b>593,307</b>	<b>617,804</b>	<b>703,413</b>	<b>85,609</b>
Intrafund Transfers	(118,104)	—	(166,721)	(166,721)	(198,495)	(31,774)
<b>Net Appropriations</b>	<b>240,432</b>	<b>414,515</b>	<b>426,586</b>	<b>451,083</b>	<b>504,918</b>	<b>53,835</b>
Contingencies/Dept Reserves	129,411	148,835	87,032	38,523	38,523	—
<b>Total Requirements</b>	<b>369,843</b>	<b>563,350</b>	<b>513,618</b>	<b>489,606</b>	<b>543,441</b>	<b>53,835</b>
<b>Net County Cost</b>	<b>—</b>	<b>—</b>	<b>—</b>	<b>—</b>	<b>—</b>	<b>—</b>
Salary Resolution	2.0	2.0	2.0	2.0	2.0	—
Funded FTE	2.0	2.0	2.0	2.0	2.0	—

## Local Agency Formation Commission (3570P)

### Resource Allocation Summary

	Actual 2017-18	Actual 2018-19	Adopted 2019-20	Revised 2020-21	Recomm 2020-21	Change 2020-21
Total Sources	369,843	563,350	513,618	489,606	543,441	53,835
Total Requirements	369,843	563,350	513,618	489,606	543,441	53,835
Net County Cost	—	—	—	—	—	—
Salary Resolution	2.0	2.0	2.0	2.0	2.0	—
Funded FTE	2.0	2.0	2.0	2.0	2.0	—

**1. Adjustments to Provide Current Level Services:** Budget adjustments are made to reflect current costs for existing levels of service and performance in FY 2020-21, including: salary and benefit changes, including merit increases and adjustments to retiree health contributions; increases in internal service charges; and elimination of one-time revenues and expenditures. As a one-time funding source, Fund Balance is removed from the Current Level Budget. Net funding adjustments in FY 2020-21 total \$114,451.

	CLB Funding Adjustments FY 2020-21
Sources	(60,616)
<b>Requirements</b>	
Gross Appropriations	85,609
Intrafund Transfers	(31,774)
Contingencies/Dept Reserves	—
Net County Cost	114,451
Positions	—

**2. Fund Balance Adjustment:** This action re-appropriates Fund Balance from the prior year and includes adjustments to Year-End Fund Balance.

	RLB Funding Adjustments FY 2020-21
Sources	114,451
<b>Requirements</b>	
Gross Appropriations	—
Intrafund Transfers	—
Net County Cost	(114,451)
Positions	—

**FY 2020-21 Total Funding Adjustments**

	<b>Total Funding Adjustments</b>
Sources	53,835
Requirements	
Gross Appropriations	85,609
Intrafund Transfers	(31,774)
Contingencies/Dept Reserves	—
Net County Cost	—
Positions	—



## Parks Administration (3900B)

### All Funds FY 2020-21 Budget Unit Summary

	Actual 2017-18	Actual 2018-19	Adopted 2019-20	Revised 2020-21	Recomm 2020-21	Change 2020-21
<b>Sources</b>						
Taxes	1,665,361	2,343,541	7,636,836	2,728,623	2,728,623	—
Licenses, Permits and Franchises	—	—	—	—	—	—
Fines, Forfeitures and Penalties	15,178	12,638	5,500	5,500	5,500	—
Use of Money and Property	146,880	147,299	166,473	169,629	169,629	—
Intergovernmental Revenues	143,119	19,669	117,693	—	—	—
Charges for Services	2,302,637	2,202,474	1,754,350	1,584,850	1,584,850	—
Interfund Revenue	43,795	43,517	43,379	43,379	879	(42,500)
Miscellaneous Revenue	150,309	356,923	244,500	34,500	130,918	96,418
Other Financing Sources	202,560	3,777	393,371	134,000	134,000	—
<b>Total Revenue</b>	<b>4,669,839</b>	<b>5,129,837</b>	<b>10,362,102</b>	<b>4,700,481</b>	<b>4,754,399</b>	<b>53,918</b>
Fund Balance	2,271,995	3,050,030	3,169,601	2,459,722	2,791,097	331,375
<b>Total Sources</b>	<b>6,941,834</b>	<b>8,179,867</b>	<b>13,531,703</b>	<b>7,160,203</b>	<b>7,545,496</b>	<b>385,293</b>
<b>Requirements</b>						
Salaries and Benefits	9,808,784	10,325,071	12,954,439	13,513,882	13,591,896	78,014
Services and Supplies	3,449,377	4,087,899	9,021,307	3,830,362	3,756,212	(74,150)
Other Charges	2,127,221	2,184,662	2,616,854	2,301,868	2,246,335	(55,533)
Fixed Assets	183,087	1,427,337	1,097,097	250,000	250,000	—
Other Financing Uses	10,066	9,685	246,809	13,502	12,787	(715)
<b>Gross Appropriations</b>	<b>15,578,536</b>	<b>18,034,654</b>	<b>25,936,506</b>	<b>19,909,614</b>	<b>19,857,230</b>	<b>(52,384)</b>
Intrafund Transfers	(149,507)	(616,838)	(364,181)	(30,000)	(30,000)	—
<b>Net Appropriations</b>	<b>15,429,029</b>	<b>17,417,816</b>	<b>25,572,325</b>	<b>19,879,614</b>	<b>19,827,230</b>	<b>(52,384)</b>
Contingencies/Dept Reserves	1,430,236	2,130,357	2,459,722	2,459,722	2,791,097	331,375
<b>Total Requirements</b>	<b>16,859,265</b>	<b>19,548,173</b>	<b>28,032,047</b>	<b>22,339,336</b>	<b>22,618,327</b>	<b>278,991</b>
<b>Net County Cost</b>	<b>9,917,431</b>	<b>11,368,305</b>	<b>14,500,344</b>	<b>15,179,133</b>	<b>15,072,831</b>	<b>(106,302)</b>
Salary Resolution	71.0	72.0	74.0	74.0	74.0	—
Funded FTE	71.0	72.0	74.0	74.0	74.0	—

## Parks and Recreation (3900P)

### Resource Allocation Summary

	Actual 2017-18	Actual 2018-19	Adopted 2019-20	Revised 2020-21	Recomm 2020-21	Change 2020-21
Total Sources	6,941,834	8,179,867	13,531,703	7,160,203	7,545,496	385,293
Total Requirements	16,859,265	19,548,173	28,032,047	22,339,336	22,618,327	278,991
Net County Cost	9,917,431	11,368,305	14,500,344	15,179,133	15,072,831	(106,302)
Salary Resolution	71.0	72.0	74.0	74.0	74.0	—
Funded FTE	71.0	72.0	74.0	74.0	74.0	—

**1. Adjustments to Provide Current Level Services:** Budget adjustments are made to reflect current costs for existing levels of service and performance in FY 2020-21, including: salary and benefit changes, including merit increases and adjustments to retiree health contributions; adjustments in internal service charges; and elimination of one-time revenues and expenditures. As a one-time funding source, Fund Balance is removed from the Current Level Budget. Net funding adjustments in FY 2020-21 total \$2,289,682.

	CLB Funding Adjustments FY 2020-21
Sources	(2,405,804)
<b>Requirements</b>	
Gross Appropriations	(116,122)
Intrafund Transfers	—
Net County Cost	2,289,682
Positions	—

**2. Fund Balance Adjustment:** This action re-appropriates Fund Balance from the prior year and includes adjustments to Year-End Fund Balance.

	RLB Funding Adjustments FY 2020-21
Sources	2,791,097
<b>Requirements</b>	
Gross Appropriations	—
Intrafund Transfers	—
Contingencies/Dept Reserves	331,375
Net County Cost	(2,459,722)
Positions	—

**3. Position Changes:** Budget adjustments are made to recognize Salary Resolution Amendment 077286 adopted by the Board of Supervisors on March 10, 2020, as well as the addition of one Fiscal Office Specialist extra-help position that will assist the Parks Department's Administrative and Fiscal Services Unit.

RLB Funding Adjustments FY 2020-21	
Sources	—
<b>Requirements</b>	
Gross Appropriations	63,738
Intrafund Transfers	—
Net County Cost	63,738
Positions	—

### FY 2020-21 Total Funding Adjustments

Total Funding Adjustments	
Sources	385,293
<b>Requirements</b>	
Gross Appropriations	(52,384)
Intrafund Transfers	—
Contingencies/Dept Reserves	331,375
Net County Cost	(106,302)
Positions	—

## Fish and Game (3950B)

### All Funds FY 2020-21 Budget Unit Summary

	Actual 2017-18	Actual 2018-19	Adopted 2019-20	Revised 2020-21	Recomm 2020-21	Change 2020-21
<b>Sources</b>						
Fines, Forfeitures and Penalties	1,419	1,950	1,500	1,500	1,500	—
Use of Money and Property	913	1,281	500	500	500	—
<b>Total Revenue</b>	<b>2,332</b>	<b>3,231</b>	<b>2,000</b>	<b>2,000</b>	<b>2,000</b>	<b>—</b>
Fund Balance	64,334	56,666	59,897	51,897	51,897	—
<b>Total Sources</b>	<b>66,666</b>	<b>59,897</b>	<b>61,897</b>	<b>53,897</b>	<b>53,897</b>	<b>—</b>
<b>Requirements</b>						
Services and Supplies	10,000	—	10,000	2,000	2,000	—
<b>Gross Appropriations</b>	<b>10,000</b>	<b>—</b>	<b>10,000</b>	<b>2,000</b>	<b>2,000</b>	<b>—</b>
Intrafund Transfers						
<b>Net Appropriations</b>	<b>10,000</b>	<b>—</b>	<b>10,000</b>	<b>2,000</b>	<b>2,000</b>	<b>—</b>
Non-General Fund Reserves	56,666	59,897	51,897	51,897	51,897	—
<b>Total Requirements</b>	<b>66,666</b>	<b>59,897</b>	<b>61,897</b>	<b>53,897</b>	<b>53,897</b>	<b>—</b>
<b>Net County Cost</b>	<b>—</b>	<b>—</b>	<b>—</b>	<b>—</b>	<b>—</b>	<b>—</b>

## Fish and Game (3950P)

### Resource Allocation Summary

	Actual 2017-18	Actual 2018-19	Adopted 2019-20	Revised 2020-21	Recomm 2020-21	Change 2020-21
Total Sources	66,666	59,897	61,897	53,897	53,897	—
Total Requirements	66,666	59,897	61,897	53,897	53,897	—
Net County Cost	—	—	—	—	—	—

**1. Adjustments to Provide Current Level Services:** As a one-time funding source, Fund Balance is removed from the Current Level Budget. Net funding adjustments in FY 2020-21 total \$51,897.

	CLB Funding Adjustments FY 2020-21
Sources	(51,897)
<b>Requirements</b>	
Gross Appropriations	—
Intrafund Transfers	—
Net County Cost	51,897
Positions	—

**2. Fund Balance Adjustment:** This action re-appropriates Fund Balance from the prior year and includes adjustments to Year-End Fund Balance.

	RLB Funding Adjustments FY 2020-21
Sources	51,897
<b>Requirements</b>	
Gross Appropriations	—
Intrafund Transfers	—
Non-General Fund Reserves	—
Net County Cost	(51,897)
Positions	—

## FY 2020-21 Total Funding Adjustments

	Total Funding Adjustments
Sources	—
Requirements	
Gross Appropriations	—
Intrafund Transfers	—
Non-General Fund Reserves	—
Net County Cost	—
Positions	—

## Coyote Point Marina (3980B)

### All Funds FY 2020-21 Budget Unit Summary

	Actual 2017-18	Actual 2018-19	Adopted 2019-20	Revised 2020-21	Recomm 2020-21	Change 2020-21
<b>Sources</b>						
Use of Money and Property	35,645	47,155	38,626	40,948	40,948	—
Intergovernmental Revenues	—	43,958	94,875	—	—	—
Charges for Services	1,395,837	1,441,007	1,304,460	1,384,460	1,384,460	—
Miscellaneous Revenue	156	332	—	—	—	—
<b>Total Revenue</b>	<b>1,431,638</b>	<b>1,532,451</b>	<b>1,437,961</b>	<b>1,425,408</b>	<b>1,425,408</b>	<b>—</b>
Fund Balance	2,045,211	1,412,865	1,557,196	1,224,971	1,526,944	301,973
<b>Total Sources</b>	<b>3,476,849</b>	<b>2,945,316</b>	<b>2,995,157</b>	<b>2,650,379</b>	<b>2,952,352</b>	<b>301,973</b>
<b>Requirements</b>						
Salaries and Benefits	439,420	424,227	518,435	547,461	548,183	722
Services and Supplies	349,916	404,377	862,925	485,997	485,997	—
Other Charges	557,420	559,516	308,826	311,950	311,228	(722)
Fixed Assets	1,030,931	—	—	—	—	—
Other Financing Uses	—	—	80,000	80,000	80,000	—
<b>Gross Appropriations</b>	<b>2,377,687</b>	<b>1,388,120</b>	<b>1,770,186</b>	<b>1,425,408</b>	<b>1,425,408</b>	<b>—</b>
Intrafund Transfers	—	—	—	—	—	—
<b>Net Appropriations</b>	<b>2,377,687</b>	<b>1,388,120</b>	<b>1,770,186</b>	<b>1,425,408</b>	<b>1,425,408</b>	<b>—</b>
Contingencies/Dept Reserves	—	—	—	—	—	—
Non-General Fund Reserves	1,099,162	1,557,196	1,224,971	1,224,971	1,526,944	301,973
<b>Total Requirements</b>	<b>3,476,849</b>	<b>2,945,316</b>	<b>2,995,157</b>	<b>2,650,379</b>	<b>2,952,352</b>	<b>301,973</b>
<b>Net County Cost</b>	<b>—</b>	<b>—</b>	<b>—</b>	<b>—</b>	<b>—</b>	<b>—</b>
Salary Resolution	3.0	3.0	3.0	3.0	3.0	—
Funded FTE	3.0	3.0	3.0	3.0	2.9	(0.1)

## Coyote Point Marina (3980P)

### Resource Allocation Summary

	Actual 2017-18	Actual 2018-19	Adopted 2019-20	Revised 2020-21	Recomm 2020-21	Change 2020-21
Total Sources	3,476,849	2,945,316	2,995,157	2,650,379	2,952,352	301,973
Total Requirements	3,476,849	2,945,316	2,995,157	2,650,379	2,952,352	301,973
Net County Cost	—	—	—	—	—	—
Salary Resolution	3.0	3.0	3.0	3.0	3.0	—
Funded FTE	3.0	3.0	3.0	3.0	2.9	(0.1)

**1. Adjustments to Provide Current Level Services:** Budget adjustments are made to reflect current costs for existing levels of service and performance in FY 2020-21, including: salary and benefit changes, including merit increases and adjustments to retiree health contributions; adjustments in internal service charges; and elimination of one-time revenues and expenditures. As a one-time funding source, Fund Balance is removed from the Current Level Budget. Net funding adjustments in FY 2020-21 total \$1,224,971.

	CLB Funding Adjustments FY 2020-21
Sources	(1,224,971)
<b>Requirements</b>	
Gross Appropriations	—
Intrafund Transfers	—
Net County Cost	1,224,971
Positions	—

**2. Fund Balance Adjustment:** This action re-appropriates Fund Balance from the prior year and includes adjustments to Year-End Fund Balance.

	RLB Funding Adjustments FY 2020-21
Sources	1,526,944
<b>Requirements</b>	
Gross Appropriations	—
Intrafund Transfers	—
Non-General Fund Reserves	301,973
Net County Cost	(1,224,971)
Positions	—



**FY 2020-21 Total Funding Adjustments**

	<b>Total Funding Adjustments</b>
Sources	301,973
Requirements	
Gross Appropriations	—
Intrafund Transfers	—
Non-General Fund Reserves	301,973
Net County Cost	—
Positions	—

## Parks Capital Projects (3990B)

### All Funds FY 2020-21 Budget Unit Summary

	Actual 2017-18	Actual 2018-19	Adopted 2019-20	Revised 2020-21	Recomm 2020-21	Change 2020-21
<b>Sources</b>						
Taxes	—	—	12,540,851	3,050,000	4,360,095	1,310,095
Use of Money and Property	—	—	10,000	20,000	20,000	—
Intergovernmental Revenues	—	—	1,350,000	1,650,000	1,650,000	—
Miscellaneous Revenue	—	—	170,000	—	—	—
Other Financing Sources	—	—	13,377,306	18,787,684	19,007,684	220,000
<b>Total Revenue</b>	—	—	<b>27,448,157</b>	<b>23,507,684</b>	<b>25,037,779</b>	<b>1,530,095</b>
Fund Balance	—	—	—	1,240,227	1,369,234	129,007
<b>Total Sources</b>	—	—	<b>27,448,157</b>	<b>24,747,911</b>	<b>26,407,013</b>	<b>1,659,102</b>
<b>Requirements</b>						
Services and Supplies	—	—	4,579,320	—	—	—
Fixed Assets	—	—	10,509,533	21,857,684	21,615,879	(241,805)
Other Financing Uses	—	—	11,119,077	1,650,000	3,421,900	1,771,900
<b>Gross Appropriations</b>	—	—	<b>26,207,930</b>	<b>23,507,684</b>	<b>25,037,779</b>	<b>1,530,095</b>
Intrafund Transfers	—	—	—	—	—	—
<b>Net Appropriations</b>	—	—	<b>26,207,930</b>	<b>23,507,684</b>	<b>25,037,779</b>	<b>1,530,095</b>
Non-General Fund Reserves	—	—	1,240,227	1,240,227	1,369,234	129,007
<b>Total Requirements</b>	—	—	<b>27,448,157</b>	<b>24,747,911</b>	<b>26,407,013</b>	<b>1,659,102</b>
<b>Net County Cost</b>	—	—	—	—	—	—

## Parks Capital Projects (3990P)

### Resource Allocation Summary

	Actual 2017-18	Actual 2018-19	Adopted 2019-20	Revised 2020-21	Recomm 2020-21	Change 2020-21
Total Sources	—	—	27,448,157	24,747,911	26,407,013	1,659,102
Total Requirements	—	—	27,448,157	24,747,911	26,407,013	1,659,102
Net County Cost	—	—	—	—	—	—

**1. Adjustments to Provide Current Level Services:** As a one-time funding source, Fund Balance is removed from the Current Level Budget. A minor adjustment is also added to move appropriations to a different account. Net funding adjustments in FY 2020-21 total \$1,240,227.

	CLB Funding Adjustments FY 2020-21
Sources	(1,240,227)
<b>Requirements</b>	
Gross Appropriations	—
Intrafund Transfers	—
Net County Cost	1,240,227
Positions	—

**2. Rollover and Reallocation of Non-Departmental Services Appropriations:** Appropriations are rolled over for the Flood Park Tennis Court Renovation Project and reallocated to the Coyote Point Eastern Promenade Rejuvenation Project, a capital project managed by the Department of Public Works.

	RLB Funding Adjustments FY 2020-21
Sources	220,000
<b>Requirements</b>	
Gross Appropriations	220,000
Intrafund Transfers	—
Net County Cost	—
Positions	—

**3. Fund Balance Adjustment:** This action re-appropriates Fund Balance from the prior year and includes adjustments to Year-End Fund Balance.

RLB Funding Adjustments FY 2020-21	
Sources	1,369,234
<b>Requirements</b>	
Gross Appropriations	—
Intrafund Transfers	—
Non-General Fund Reserves	129,007
Net County Cost	(1,240,227)
Positions	—

**4. Measure K Rollover:** Funding adjustment is added to rollover Measure K appropriations for many capital projects, including the Fire Road Improvement; Homestead Bridge Replacement; Flood Park Baseball Field Renovation; Homestead Youth Septic Repair; Old Guadalupe Trail Renovation; Ralston Trail Paving; Wunderlich Hay Barn Plans; Sam McDonald Visitor Center Renovation; San Pedro Valley Visitor Center Bridge Replacement; and San Pedro Valley Walnut Bridge Replacement projects in FY 2020-21.

RLB Funding Adjustments FY 2020-21	
Sources	1,310,095
<b>Requirements</b>	
Gross Appropriations	1,310,095
Intrafund Transfers	—
Net County Cost	—
Positions	—

**5. Reallocation of Measure K Appropriations:** Measure K rollover for capital projects is reallocated to the Coyote Point Eastern Promenade Rejuvenation Project, a capital project managed by the Department of Public Works.

RLB Funding Adjustments FY 2020-21	
Sources	—
<b>Requirements</b>	
Gross Appropriations	—
Intrafund Transfers	—
Net County Cost	—
Positions	—

**FY 2020-21 Total Funding Adjustments**

	<b>Total Funding Adjustments</b>
Sources	1,659,102
Requirements	
Gross Appropriations	1,530,095
Intrafund Transfers	—
Non-General Fund Reserves	129,007
Net County Cost	—
Positions	—

## County Library (3700B)

### All Funds FY 2020-21 Budget Unit Summary

	Actual 2017-18	Actual 2018-19	Adopted 2019-20	Revised 2020-21	Recomm 2020-21	Change 2020-21
<b>Sources</b>						
Taxes	28,715,974	32,399,484	32,294,544	32,964,572	32,658,026	(306,546)
Use of Money and Property	321,577	542,914	155,042	155,042	155,042	—
Intergovernmental Revenues	166,119	471,481	160,372	160,372	260,372	100,000
Charges for Services	189,446	147,903	24,000	24,000	24,000	—
Interfund Revenue	275,807	1,276,333	316,988	316,988	316,988	—
Miscellaneous Revenue	2,317,833	763,196	566,587	374,000	546,289	172,289
<b>Total Revenue</b>	<b>31,986,757</b>	<b>35,601,311</b>	<b>33,517,533</b>	<b>33,994,974</b>	<b>33,960,717</b>	<b>(34,257)</b>
Fund Balance	22,188,093	23,619,388	28,029,165	23,701,495	23,701,495	—
<b>Total Sources</b>	<b>54,174,850</b>	<b>59,220,699</b>	<b>61,546,698</b>	<b>57,696,469</b>	<b>57,662,212</b>	<b>(34,257)</b>
<b>Requirements</b>						
Salaries and Benefits	16,816,567	17,376,673	19,448,488	19,791,528	19,501,939	(289,589)
Services and Supplies	25,371,468	26,155,687	35,908,878	35,131,348	14,478,815	(20,652,533)
Other Charges	1,824,699	1,948,436	2,270,733	2,286,729	2,290,064	3,335
Fixed Assets	—	—	500,000	—	434,000	434,000
Other Financing Uses	12,463	10,815	14,069	14,762	14,762	—
<b>Gross Appropriations</b>	<b>44,025,197</b>	<b>45,491,612</b>	<b>58,142,168</b>	<b>57,224,367</b>	<b>36,719,580</b>	<b>(20,504,787)</b>
Intrafund Transfers	(13,469,737)	(14,300,077)	(20,296,965)	(20,296,965)	—	20,296,965
<b>Net Appropriations</b>	<b>30,555,460</b>	<b>31,191,535</b>	<b>37,845,203</b>	<b>36,927,402</b>	<b>36,719,580</b>	<b>(207,822)</b>
Contingencies/Dept Reserves	4,119,737	9,233,424	4,091,198	4,091,198	4,264,763	173,565
Non-General Fund Reserves	19,499,651	18,795,740	19,610,297	16,677,869	16,677,869	—
<b>Total Requirements</b>	<b>54,174,849</b>	<b>59,220,699</b>	<b>61,546,698</b>	<b>57,696,469</b>	<b>57,662,212</b>	<b>(34,257)</b>
<b>Net County Cost</b>	<b>—</b>	<b>—</b>	<b>—</b>	<b>—</b>	<b>—</b>	<b>—</b>
Salary Resolution	122.0	123.0	123.0	123.0	123.0	—
Funded FTE	110.8	111.4	110.8	110.8	109.8	(1.0)

## County Library (3700P)

### Resource Allocation Summary

	Actual 2017-18	Actual 2018-19	Adopted 2019-20	Revised 2020-21	Recomm 2020-21	Change 2020-21
Total Sources	54,174,850	59,220,699	61,546,698	57,696,469	57,662,212	(34,257)
Total Requirements	54,174,849	59,220,699	61,546,698	57,696,469	57,662,212	(34,257)
Net County Cost	—	—	—	—	—	—
Salary Resolution	122.0	123.0	123.0	123.0	123.0	—
Funded FTE	110.8	111.4	110.8	110.8	109.8	(1.0)

**1. Adjustments to Provide Current Level Services:** Budget adjustments are made to reflect current costs for existing levels of service and performance in FY 2020-21, including: salary and benefit changes, including merit increases and adjustments to retiree health contributions; increases in internal service charges; and elimination of one-time revenues and expenditures. As a one-time funding source, Fund Balance is removed from the Current Level Budget. Net funding adjustments in FY 2020-21 total \$23,701,495.

	CLB Funding Adjustments FY 2020-21
Sources	(23,735,752)
<b>Requirements</b>	
Gross Appropriations	(20,504,787)
Intrafund Transfers	20,296,965
Contingencies/Dept Reserves	173,565
Net County Cost	23,701,495
Positions	—

**2. Fund Balance Adjustment:** This action re-appropriates Fund Balance from the prior year.

	RLB Funding Adjustments FY 2020-21
Sources	23,701,495
<b>Requirements</b>	
Gross Appropriations	—
Intrafund Transfers	—
Net County Cost	(23,701,495)
Positions	—

**FY 2020-21 Total Funding Adjustments**

	<b>Total Funding Adjustments</b>
Sources	(34,257)
Requirements	
Gross Appropriations	(20,504,787)
Intrafund Transfers	20,296,965
Contingencies/Dept Reserves	173,565
Net County Cost	—
Positions	—



## Office of Sustainability (4000B)

### All Funds FY 2020-21 Budget Unit Summary

	Actual 2017-18	Actual 2018-19	Adopted 2019-20	Revised 2020-21	Recomm 2020-21	Change 2020-21
<b>Sources</b>						
Taxes	532,810	348,335	611,000	371,316	371,316	—
Intergovernmental Revenues	53,314	872,344	2,603,677	1,154,000	1,776,603	622,603
Charges for Services	341,597	306,880	—	—	125,000	125,000
Interfund Revenue	—	—	—	—	—	—
Miscellaneous Revenue	246,671	559,810	195,000	30,000	30,000	—
Other Financing Sources	1,012,790	1,042,616	1,240,000	1,240,000	1,266,517	26,517
<b>Total Revenue</b>	<b>2,187,181</b>	<b>3,129,985</b>	<b>4,649,677</b>	<b>2,795,316</b>	<b>3,569,436</b>	<b>774,120</b>
Fund Balance	930,646	2,063,772	3,823,580	2,477,660	3,051,866	574,206
<b>Total Sources</b>	<b>3,117,827</b>	<b>5,193,757</b>	<b>8,473,257</b>	<b>5,272,976</b>	<b>6,621,302</b>	<b>1,348,326</b>
<b>Requirements</b>						
Salaries and Benefits	3,594,873	4,236,616	5,389,052	5,156,738	5,711,837	555,099
Services and Supplies	4,288,493	4,572,855	8,550,613	6,186,360	6,963,427	777,067
Other Charges	379,401	468,308	1,090,863	635,710	1,390,530	754,820
Other Financing Uses	17,265	14,981	21,027	22,073	19,545	(2,528)
<b>Gross Appropriations</b>	<b>8,280,032</b>	<b>9,292,761</b>	<b>15,051,555</b>	<b>12,000,881</b>	<b>14,085,339</b>	<b>2,084,458</b>
Intrafund Transfers	(262,537)	(640,112)	(615,000)	(615,000)	(527,867)	87,133
<b>Net Appropriations</b>	<b>8,017,495</b>	<b>8,652,649</b>	<b>14,436,555</b>	<b>11,385,881</b>	<b>13,557,472</b>	<b>2,171,591</b>
Contingencies/Dept Reserves	930,646	1,461,804	1,805,386	1,805,384	1,189,590	(615,794)
<b>Total Requirements</b>	<b>8,948,141</b>	<b>10,114,453</b>	<b>16,241,941</b>	<b>13,191,265</b>	<b>14,747,062</b>	<b>1,555,797</b>
<b>Net County Cost</b>	<b>5,830,313</b>	<b>4,920,696</b>	<b>7,768,684</b>	<b>7,918,289</b>	<b>8,125,760</b>	<b>207,471</b>
Salary Resolution	18.0	21.0	17.0	17.0	18.0	1.0
Funded FTE	18.0	21.0	17.0	17.0	18.0	1.0

## Administration (4010P)

### Resource Allocation Summary

	Actual 2017-18	Actual 2018-19	Adopted 2019-20	Revised 2020-21	Recomm 2020-21	Change 2020-21
Total Sources	966,760	1,878,815	1,845,386	1,845,386	1,556,109	(289,277)
Total Requirements	2,377,872	3,510,471	3,547,842	3,583,995	3,333,702	(250,293)
Net County Cost	1,411,112	1,631,656	1,702,456	1,738,609	1,777,593	38,984
Salary Resolution	7.0	10.0	3.0	3.0	4.0	1.0
Funded FTE	7.0	10.0	3.0	3.0	4.0	1.0

**1. Adjustments to Provide Current Level Services:** Budget adjustments are made to reflect current costs for existing levels of service and performance in FY 2020-21, including: salary and benefit changes, including merit increases and adjustments to retiree health contributions; increases in internal service charges; and elimination of one-time revenues and expenditures. As a one-time funding source, Fund Balance is removed from the Current Level Budget. Net funding adjustments in FY 2020-21 total \$1,764,825.

	CLB Funding Adjustments FY 2020-21
Sources	(1,805,386)
<b>Requirements</b>	
Gross Appropriations	(40,561)
Intrafund Transfers	—
Contingencies/Dept Reserves	—
Net County Cost	1,764,825
Positions	—

**2. Fund Balance Adjustment:** This action re-appropriates Fund Balance from the prior year and includes adjustments to Year-End Fund Balance.

	RLB Funding Adjustments FY 2020-21
Sources	1,489,592
<b>Requirements</b>	
Gross Appropriations	—
Intrafund Transfers	—
Contingencies/Dept Reserves	(315,794)
Net County Cost	(1,805,386)
Positions	—

**3. Senior Sustainability Specialist:** This change adds a new Senior Sustainability Specialist position to work across all programs to advance the promotion and engagement of Office of Sustainability resources across County departments, with cities, and regional partners. The cost for this position will be covered by a reallocation of expenditures within the Programs, there is no increase to Net County Cost.

RLB Funding Adjustments FY 2020-21	
Sources	26,517
<b>Requirements</b>	
Gross Appropriations	106,062
Intrafund Transfers	—
Net County Cost	79,545
Positions	1

**4. Forest Health and Fire Resiliency Program:** In March 2019, the Board allocated Measure K funds to the San Mateo County Resource Conservation District (RCD) to kick start the Forest Health and Fire Resiliency (FHFR) program. In order to continue and expand on the current FHFR program, additional funding is being allocated to the RCD. Departmental Reserves will be used to fund this program for FY 2020-21.

RLB Funding Adjustments FY 2020-21	
Sources	—
<b>Requirements</b>	
Gross Appropriations	300,000
Intrafund Transfers	—
Contingencies/Dept Reserves	(300,000)
Net County Cost	—
Positions	—

### FY 2020-21 Total Funding Adjustments

Total Funding Adjustments	
Sources	(289,277)
<b>Requirements</b>	
Gross Appropriations	365,501
Intrafund Transfers	—
Contingencies/Dept Reserves	(615,794)
Net County Cost	38,984
Positions	1

## Climate Change / Adaptation (4020P)

### Resource Allocation Summary

	Actual 2017-18	Actual 2018-19	Adopted 2019-20	Revised 2020-21	Recomm 2020-21	Change 2020-21
Total Sources	86,778	178,966	2,345,000	125,000	995,000	870,000
Total Requirements	804,678	1,532,574	4,060,895	1,872,006	2,848,108	976,102
Net County Cost	717,900	1,353,608	1,715,895	1,747,006	1,853,108	106,102
Salary Resolution	3.0	4.0	5.0	5.0	5.0	—
Funded FTE	3.0	4.0	5.0	5.0	5.0	—

**5. Adjustments to Provide Current Level Services:** Budget adjustments are made to reflect current costs for existing levels of service and performance in FY 2020-21, including: salary and benefit changes, including merit increases and adjustments to retiree health contributions; increases in internal service charges; and elimination of one-time revenues and expenditures. As a one-time funding source, Fund Balance is removed from the Current Level Budget. Net funding adjustments in FY 2020-21 total \$1,101,102.

	CLB Funding Adjustments FY 2020-21
Sources	(125,000)
<b>Requirements</b>	
Gross Appropriations	888,969
Intrafund Transfers	87,133
Net County Cost	1,101,102
Positions	—

**6. Fund Balance Adjustment:** This action re-appropriates Fund Balance from the prior year and includes adjustments to Year-End Fund Balance.

	RLB Funding Adjustments FY 2020-21
Sources	995,000
<b>Requirements</b>	
Gross Appropriations	—
Intrafund Transfers	—
Net County Cost	(995,000)
Positions	—

**FY 2020-21 Total Funding Adjustments**

	<b>Total Funding Adjustments</b>
Sources	870,000
Requirements	
Gross Appropriations	888,969
Intrafund Transfers	87,133
Net County Cost	106,102
Positions	—

## Livable Communities (4030P)

### Resource Allocation Summary

	Actual 2017-18	Actual 2018-19	Adopted 2019-20	Revised 2020-21	Recomm 2020-21	Change 2020-21
Total Sources	432,458	2,486,453	3,126,983	2,622,622	2,590,225	(32,397)
Total Requirements	4,251,034	3,694,643	6,345,254	5,878,872	5,855,116	(23,756)
Net County Cost	3,818,576	1,208,190	3,218,271	3,256,250	3,264,891	8,641
Salary Resolution	5.0	4.0	5.0	5.0	5.0	—
Funded FTE	5.0	4.0	5.0	5.0	5.0	—

**7. Adjustments to Provide Current Level Services:** Budget adjustments are made to reflect current costs for existing levels of service and performance in FY 2020-21, including: salary and benefit changes, including merit increases and adjustments to retiree health contributions; increases in internal service charges; and elimination of one-time revenues and expenditures. As a one-time funding source, Fund Balance is removed from the Current Level Budget. Net funding adjustments in FY 2020-21 total \$481,978.

	CLB Funding Adjustments FY 2020-21
Sources	(452,703)
<b>Requirements</b>	
Gross Appropriations	29,275
Intrafund Transfers	—
Net County Cost	481,978
Positions	—

**8. Reallocate Funds For Senior Sustainability Specialist:** This action reallocates expenditures to cover the cost of an office-wide Senior Sustainability Specialist. This position will lead communications efforts to advance the promotion and engagement of office resources across county departments, with cities, constituents, and regional partners.

	RLB Funding Adjustments FY 2020-21
Sources	—
<b>Requirements</b>	
Gross Appropriations	(53,031)
Intrafund Transfers	—
Net County Cost	(53,031)
Positions	—

**9. Fund Balance Adjustment:** This action re-appropriates Fund Balance from the prior year and includes adjustments to Year-End Fund Balance.

<b>RLB Funding Adjustments FY 2020-21</b>	
Sources	420,306
<b>Requirements</b>	
Gross Appropriations	—
Intrafund Transfers	—
Net County Cost	(420,306)
Positions	—

### **FY 2020-21 Total Funding Adjustments**

<b>Total Funding Adjustments</b>	
Sources	(32,397)
<b>Requirements</b>	
Gross Appropriations	(23,756)
Intrafund Transfers	—
Net County Cost	8,641
Positions	—

## Energy and Water (4040P)

### Resource Allocation Summary

	Actual 2017-18	Actual 2018-19	Adopted 2019-20	Revised 2020-21	Recomm 2020-21	Change 2020-21
Total Sources	617,241	548,105	1,155,888	679,968	1,479,968	800,000
Total Requirements	1,284,672	1,315,732	2,287,950	1,856,392	2,710,136	853,744
Net County Cost	667,431	767,628	1,132,062	1,176,424	1,230,168	53,744
Salary Resolution	3.0	3.0	4.0	4.0	4.0	—
Funded FTE	3.0	3.0	4.0	4.0	4.0	—

**10. Adjustments to Provide Current Level Services:** Budget adjustments are made to reflect current costs for existing levels of service and performance in FY 2020-21, including: salary and benefit changes, including merit increases and adjustments to retiree health contributions; increases in internal service charges; and elimination of one-time revenues and expenditures. As a one-time funding source, Fund Balance is removed from the Current Level Budget. Net funding adjustments in FY 2020-21 total \$227,226.

	CLB Funding Adjustments FY 2020-21
Sources	563,032
<b>Requirements</b>	
Gross Appropriations	790,258
Intrafund Transfers	—
Net County Cost	227,226
Positions	—

**11. Fund Balance Adjustment:** This action re-appropriates Fund Balance from the prior year and includes adjustments to Year-End Fund Balance.

	RLB Funding Adjustments FY 2020-21
Sources	146,968
<b>Requirements</b>	
Gross Appropriations	—
Intrafund Transfers	—
Net County Cost	(146,968)
Positions	—



**12. Reallocate Funds for Senior Sustainability Specialist:** This action reallocates expenditures to cover the cost of an office-wide Senior Sustainability Specialist. This position will lead communications efforts to advance the promotion and engagement of office resources across county departments, with cities, constituents, and regional partners.

RLB Funding Adjustments FY 2020-21	
Sources	—
<b>Requirements</b>	
Gross Appropriations	(26,514)
Intrafund Transfers	—
Net County Cost	(26,514)
<b>Positions</b>	
	—

**13. Peninsula Clean Energy Grant:** Peninsula Clean Energy (PCE) is providing grant funds to support the Regionally Integrated Climate Action Planning Suite (RICAPS) Program. The Program provides monthly workshops for staff, a suite of Climate Action Planning tools, and technical assistance, to reduce the cost, need for staff, and additional consultants, to the County and all the cities in San Mateo County. The Program has been funded for nearly ten years from the San Mateo County Energy Watch, Local Government Partnership Grant from Pacific Gas and Electric Company (PG&E) and additional funding from C/CAG. PG&E has significantly reduced funding for this program, starting July 1, 2020 and PCE is stepping in to support the program, which also supports PCE's goals.

RLB Funding Adjustments FY 2020-21	
Sources	90,000
<b>Requirements</b>	
Gross Appropriations	90,000
Intrafund Transfers	—
Net County Cost	—
<b>Positions</b>	
	—

### FY 2020-21 Total Funding Adjustments

Total Funding Adjustments	
Sources	800,000
<b>Requirements</b>	
Gross Appropriations	853,744
Intrafund Transfers	—
Net County Cost	53,744
<b>Positions</b>	
	—

## Solid Waste Management (4060B)

### All Funds FY 2020-21 Budget Unit Summary

	Actual 2017-18	Actual 2018-19	Adopted 2019-20	Revised 2020-21	Recomm 2020-21	Change 2020-21
<b>Sources</b>						
Licenses, Permits and Franchises	2,961,999	3,024,677	2,889,823	2,889,823	2,893,816	3,993
Use of Money and Property	137,428	234,215	100,768	100,768	106,538	5,770
Intergovernmental Revenues	16,889	33,697	17,000	17,000	17,000	—
Charges for Services	18,025	24,394	20,000	20,000	15,000	(5,000)
Interfund Revenue	—	—	—	—	—	—
Miscellaneous Revenue	19,667	25,940	15,000	7,500	7,500	—
Other Financing Sources	144,590	103,282	265,465	264,465	273,704	9,239
<b>Total Revenue</b>	<b>3,298,598</b>	<b>3,446,206</b>	<b>3,308,056</b>	<b>3,299,556</b>	<b>3,313,558</b>	<b>14,002</b>
Fund Balance	8,890,214	10,052,540	10,143,621	9,289,925	8,789,925	(500,000)
<b>Total Sources</b>	<b>12,188,812</b>	<b>13,498,746</b>	<b>13,451,677</b>	<b>12,589,481</b>	<b>12,103,483</b>	<b>(485,998)</b>
<b>Requirements</b>						
Salaries and Benefits	1,182,052	1,677,711	1,875,142	1,924,147	2,037,833	113,686
Services and Supplies	620,819	1,128,934	1,789,693	1,435,997	2,327,544	891,547
Other Charges	298,401	508,480	1,280,800	780,800	1,600,800	820,000
Other Financing Uses	35,000	40,000	40,000	40,000	66,517	26,517
<b>Gross Appropriations</b>	<b>2,136,272</b>	<b>3,355,125</b>	<b>4,985,635</b>	<b>4,180,944</b>	<b>6,032,694</b>	<b>1,851,750</b>
Intrafund Transfers						
<b>Net Appropriations</b>	<b>2,136,272</b>	<b>3,355,125</b>	<b>4,985,635</b>	<b>4,180,944</b>	<b>6,032,694</b>	<b>1,851,750</b>
Contingencies/Dept Reserves	—	—	—	—	—	—
Non-General Fund Reserves	10,052,540	10,143,621	8,466,042	8,408,537	6,070,789	(2,337,748)
<b>Total Requirements</b>	<b>12,188,812</b>	<b>13,498,746</b>	<b>13,451,677</b>	<b>12,589,481</b>	<b>12,103,483</b>	<b>(485,998)</b>
<b>Net County Cost</b>	<b>—</b>	<b>—</b>	<b>—</b>	<b>—</b>	<b>—</b>	<b>—</b>
Salary Resolution	6.0	6.0	8.0	8.0	8.0	—
Funded FTE	6.0	6.0	8.0	8.0	8.0	—

## Solid Waste Management (4060P)

### Resource Allocation Summary

	Actual 2017-18	Actual 2018-19	Adopted 2019-20	Revised 2020-21	Recomm 2020-21	Change 2020-21
Total Sources	12,188,812	13,498,746	13,451,677	12,589,481	12,103,483	(485,998)
Total Requirements	12,188,812	13,498,746	13,451,677	12,589,481	12,103,483	(485,998)
Net County Cost	—	—	—	—	—	—
Salary Resolution	6.0	6.0	8.0	8.0	8.0	—
Funded FTE	6.0	6.0	8.0	8.0	8.0	—

**1. Adjustments to Provide Current Level Services:** Budget adjustments are made to reflect current costs for existing levels of service and performance in FY 2020-21, including: salary and benefit changes, including merit increases and adjustments to retiree health contributions; increases in internal service charges; and elimination of one-time revenues and expenditures. As a one-time funding source, Fund Balance is removed from the Current Level Budget. Net funding adjustments in FY 2020-21 total \$9,289,925.

	CLB Funding Adjustments FY 2020-21
Sources	(9,275,923)
<b>Requirements</b>	
Gross Appropriations	1,661,750
Intrafund Transfers	—
Non-General Fund Reserves	(1,647,748)
Net County Cost	9,289,925
Positions	—

**2. Fund Balance Adjustment:** This action re-appropriates Fund Balance from the prior year and includes adjustments to Year-End Fund Balance including the use of Reserves for one-time projects planned for in FY 2020-21, such as final payment of a grant to the South Bayside Waste Management Authority for the organics to energy project and the FY 2020-21 4Rs grant program.

	RLB Funding Adjustments FY 2020-21
Sources	8,789,925
<b>Requirements</b>	
Gross Appropriations	—
Intrafund Transfers	—
Non-General Fund Reserves	(500,000)
Net County Cost	(9,289,925)
Positions	—

**3. Reimbursement for Senior Sustainability Specialist:** This action reallocates expenditures to cover the cost of an office-wide Senior Sustainability Specialist. This position will lead communications efforts to advance the promotion and engagement of office resources across county departments, with cities, constituents, and regional partners. This adjustment appropriates \$26,517 for this position and is offset using reductions in other expenditures, for a net funding adjustment of \$0.

RLB Funding Adjustments FY 2020-21	
Sources	—
<b>Requirements</b>	
Gross Appropriations	—
Intrafund Transfers	—
Net County Cost	—
Positions	—

**4. Propane Tank Recycling Pilot:** One of the more difficult-to-recycle waste streams are propane tanks, especially within County parks that allow camping. In collaboration with the Parks Department, a propane tank collection pilot program within Memorial Park will be conducted in FY 2020-21 in order to determine the feasibility of establishing such a program. Program costs include purchasing collection cages, collection services, and marketing/outreach material. Total costs are estimated to be around \$25,000 and will be covered by Program Reserves.

RLB Funding Adjustments FY 2020-21	
Sources	—
<b>Requirements</b>	
Gross Appropriations	25,000
Intrafund Transfers	—
Non-General Fund Reserves	(25,000)
Net County Cost	—
Positions	—

**5. SB 1383 Implementation:** Passed in 2014, SB 1383 aims to reduce emissions from various sources to combat climate change including organic waste disposed of in landfills. SB 1383 provides a target for the state to achieve 50 percent reduction in the disposal of organic waste by 2020 and a 75 percent reduction by 2025. It also requires that 20 percent of all edible food be recovered for human consumption by 2025. In order to plan for the implementation of SB 1383, the Department will enter into a contract with a number of vendors and core service agencies. The cost for the various agreements will be covered by Program Reserves.

RLB Funding Adjustments FY 2020-21	
Sources	—
<b>Requirements</b>	
Gross Appropriations	85,000
Intrafund Transfers	—
Non-General Fund Reserves	(85,000)
Net County Cost	—
Positions	—

**6. Surplus Property Program Redesign:** Over the last few years the Office has been working on redesigning the current Surplus Property Program in order to streamline it and make it more efficient. One of the areas being explored is the design of an on-line system that could track all surplus property service requests and improve the overall efficiency of the system. The Program will conduct an informal solicitation in FY 2020-21 to find a vendor to develop such a system. Program Reserves will be used to fund the procurement and implementation.

RLB Funding Adjustments FY 2020-21	
Sources	—
<b>Requirements</b>	
Gross Appropriations	80,000
Intrafund Transfers	—
Non-General Fund Reserves	(80,000)
Net County Cost	—
Positions	—

### FY 2020-21 Total Funding Adjustments

Total Funding Adjustments	
Sources	(485,998)
<b>Requirements</b>	
Gross Appropriations	1,851,750
Intrafund Transfers	—
Non-General Fund Reserves	(2,337,748)
Net County Cost	—
Positions	—

## OOS - County Service Area #8 (4070B)

### All Funds FY 2020-21 Budget Unit Summary

	Actual 2017-18	Actual 2018-19	Adopted 2019-20	Revised 2020-21	Recomm 2020-21	Change 2020-21
<b>Sources</b>						
Taxes	992,345	1,050,428	1,013,708	1,023,327	1,071,778	48,451
Licenses, Permits and Franchises	145,608	130,787	143,000	143,000	151,640	8,640
Use of Money and Property	63,708	116,157	63,708	63,308	63,308	—
Intergovernmental Revenues	3,972	3,869	3,839	3,839	1,901	(1,938)
Charges for Services	1,392,109	1,468,569	1,597,372	1,597,372	1,693,443	96,071
<b>Total Revenue</b>	<b>2,597,742</b>	<b>2,769,810</b>	<b>2,821,627</b>	<b>2,830,846</b>	<b>2,982,070</b>	<b>151,224</b>
Fund Balance	4,415,822	5,081,995	4,535,618	4,270,504	4,478,958	208,454
<b>Total Sources</b>	<b>7,013,564</b>	<b>7,851,805</b>	<b>7,357,245</b>	<b>7,101,350</b>	<b>7,461,028</b>	<b>359,678</b>
<b>Requirements</b>						
Salaries and Benefits	65,954	66,658	135,250	136,301	136,301	—
Services and Supplies	1,935,684	3,216,048	2,896,491	2,796,491	2,984,433	187,942
Other Charges	20,000	33,481	55,000	55,000	60,000	5,000
<b>Gross Appropriations</b>	<b>2,021,638</b>	<b>3,316,188</b>	<b>3,086,741</b>	<b>2,987,792</b>	<b>3,180,734</b>	<b>192,942</b>
Intrafund Transfers						
<b>Net Appropriations</b>	<b>2,021,638</b>	<b>3,316,188</b>	<b>3,086,741</b>	<b>2,987,792</b>	<b>3,180,734</b>	<b>192,942</b>
Contingencies/Dept Reserves	—	—	—	—	—	—
Non-General Fund Reserves	4,991,926	4,535,618	4,270,504	4,113,558	4,280,294	166,736
<b>Total Requirements</b>	<b>7,013,564</b>	<b>7,851,806</b>	<b>7,357,245</b>	<b>7,101,350</b>	<b>7,461,028</b>	<b>359,678</b>
<b>Net County Cost</b>	<b>—</b>	<b>1</b>	<b>—</b>	<b>—</b>	<b>—</b>	<b>—</b>

## OOS - County Service Area #8 (4070P)

### Resource Allocation Summary

	Actual 2017-18	Actual 2018-19	Adopted 2019-20	Revised 2020-21	Recomm 2020-21	Change 2020-21
Total Sources	7,013,564	7,851,805	7,357,245	7,101,350	7,461,028	359,678
Total Requirements	7,013,564	7,851,806	7,357,245	7,101,350	7,461,028	359,678
Net County Cost	—	1	—	—	—	—

**1. Adjustments to Provide Current Level Services:** Budget adjustments are made to reflect current costs for existing levels of service and performance in FY 2020-21, including: salary and benefit changes, including merit increases and adjustments to retiree health contributions; increases in internal service charges; and elimination of one-time revenues and expenditures. As a one-time funding source, Fund Balance is removed from the Current Level Budget. Net funding adjustments in FY 2020-21 total \$4,270,504.

	CLB Funding Adjustments FY 2020-21
Sources	(4,119,280)
<b>Requirements</b>	
Gross Appropriations	192,942
Intrafund Transfers	—
Non-General Fund Reserves	(41,718)
Net County Cost	4,270,504
Positions	—

**2. Fund Balance Adjustment:** This action re-appropriates Fund Balance from the prior year and includes adjustments to Year-End Fund Balance.

	RLB Funding Adjustments FY 2020-21
Sources	4,478,958
<b>Requirements</b>	
Gross Appropriations	—
Intrafund Transfers	—
Non-General Fund Reserves	208,454
Net County Cost	(4,270,504)
Positions	—

**FY 2020-21 Total Funding Adjustments**

	<b>Total Funding Adjustments</b>
Sources	359,678
Requirements	
Gross Appropriations	192,942
Intrafund Transfers	—
Non-General Fund Reserves	166,736
Net County Cost	—
Positions	—



## Department of Public Works (4500D)

### All Funds FY 2020-21 Budget Unit Summary

	Actual 2017-18	Actual 2018-19	Adopted 2019-20	Revised 2020-21	Recomm 2020-21	Change 2020-21
<b>Sources</b>						
Taxes	10,467,520	12,742,044	11,413,660	9,906,832	6,003,823	(3,903,009)
Licenses, Permits and Franchises	1,184,763	1,299,588	965,500	945,500	945,500	—
Fines, Forfeitures and Penalties	17,170	7,845	15,000	15,000	15,000	—
Use of Money and Property	6,281,705	7,177,545	6,906,634	6,920,830	6,507,821	(413,009)
Intergovernmental Revenues	23,876,977	28,689,122	32,122,976	28,883,550	31,749,600	2,866,050
Charges for Services	16,108,622	18,743,374	21,042,382	23,184,761	24,588,301	1,403,540
Interfund Revenue	31,658,972	33,154,636	53,340,300	46,920,924	53,346,930	6,426,006
Miscellaneous Revenue	2,215,677	1,966,256	674,300	678,300	736,787	58,487
Other Financing Sources	7,577,710	5,271,185	5,349,772	4,999,808	3,848,812	(1,150,996)
<b>Total Revenue</b>	<b>99,389,115</b>	<b>109,051,596</b>	<b>131,830,524</b>	<b>122,455,505</b>	<b>127,742,574</b>	<b>5,287,069</b>
Fund Balance	125,485,729	129,341,316	137,998,984	106,868,674	95,226,417	(11,642,257)
<b>Total Sources</b>	<b>224,874,844</b>	<b>238,392,912</b>	<b>269,829,508</b>	<b>229,324,179</b>	<b>222,968,991</b>	<b>(6,355,188)</b>
<b>Requirements</b>						
Salaries and Benefits	40,764,121	42,459,389	53,427,248	55,509,795	56,956,234	1,446,439
Services and Supplies	48,874,970	49,975,293	77,919,471	72,554,101	73,322,550	768,449
Other Charges	11,596,962	13,874,553	14,825,049	14,633,747	12,438,561	(2,195,186)
Reclassification of Expenses	—	—	—	—	—	—
Fixed Assets	18,354,273	14,022,262	38,391,784	16,963,030	30,084,701	13,121,671
Other Financing Uses	8,738,710	8,120,219	8,480,251	8,632,213	5,890,356	(2,741,857)
<b>Gross Appropriations</b>	<b>128,329,035</b>	<b>128,451,716</b>	<b>193,043,803</b>	<b>168,292,886</b>	<b>178,692,402</b>	<b>10,399,516</b>
Intrafund Transfers	(31,586,544)	(27,449,641)	(30,082,969)	(30,146,693)	(27,496,548)	2,650,145
<b>Net Appropriations</b>	<b>96,742,491</b>	<b>101,002,075</b>	<b>162,960,834</b>	<b>138,146,193</b>	<b>151,195,854</b>	<b>13,049,661</b>
Contingencies/Dept Reserves	103,215,135	112,464,803	84,244,342	68,756,600	48,146,527	(20,610,073)
Non-General Fund Reserves	24,917,217	24,926,034	22,624,332	22,421,386	23,626,610	1,205,224
<b>Total Requirements</b>	<b>224,874,844</b>	<b>238,392,912</b>	<b>269,829,508</b>	<b>229,324,179</b>	<b>222,968,991</b>	<b>(6,355,188)</b>
<b>Net County Cost</b>	<b>—</b>	<b>(4)</b>	<b>—</b>	<b>—</b>	<b>—</b>	<b>—</b>
Salary Resolution	299.0	303.0	303.0	304.0	307.0	3.0
Funded FTE	298.1	303.0	302.2	303.2	306.6	3.4

## Public Works Administration (4510B)

### All Funds FY 2020-21 Budget Unit Summary

	Actual 2017-18	Actual 2018-19	Adopted 2019-20	Revised 2020-21	Recomm 2020-21	Change 2020-21
<b>Sources</b>						
Charges for Services	1,195,642	1,229,876	2,235,860	2,325,791	2,747,159	421,368
Interfund Revenue	3,705,284	3,715,501	6,875,274	6,894,623	6,974,188	79,565
Miscellaneous Revenue	11,103	13,139	—	—	—	—
Other Financing Sources	—	14,520	—	—	—	—
<b>Total Revenue</b>	<b>4,912,029</b>	<b>4,973,037</b>	<b>9,111,134</b>	<b>9,220,414</b>	<b>9,721,347</b>	<b>500,933</b>
<b>Total Sources</b>	<b>4,912,029</b>	<b>4,973,037</b>	<b>9,111,134</b>	<b>9,220,414</b>	<b>9,721,347</b>	<b>500,933</b>
<b>Requirements</b>						
Salaries and Benefits	5,430,155	5,619,115	7,359,381	7,651,872	8,720,442	1,068,570
Services and Supplies	663,698	650,531	1,370,406	1,316,025	1,120,617	(195,408)
Other Charges	1,462,485	1,449,076	1,719,668	1,742,186	1,789,388	47,202
Reclassification of Expenses	—	—	—	—	—	—
Fixed Assets	—	19,444	—	—	—	—
Other Financing Uses	183,526	182,491	154,996	165,477	128,211	(37,266)
<b>Gross Appropriations</b>	<b>7,739,864</b>	<b>7,920,657</b>	<b>10,604,451</b>	<b>10,875,560</b>	<b>11,758,658</b>	<b>883,098</b>
Intrafund Transfers	(2,827,835)	(2,947,621)	(1,493,317)	(1,655,146)	(2,037,311)	(382,165)
<b>Net Appropriations</b>	<b>4,912,029</b>	<b>4,973,037</b>	<b>9,111,134</b>	<b>9,220,414</b>	<b>9,721,347</b>	<b>500,933</b>
<b>Total Requirements</b>	<b>4,912,029</b>	<b>4,973,037</b>	<b>9,111,134</b>	<b>9,220,414</b>	<b>9,721,347</b>	<b>500,933</b>
<b>Net County Cost</b>	<b>—</b>	<b>—</b>	<b>—</b>	<b>—</b>	<b>—</b>	<b>—</b>
Salary Resolution	36.0	36.0	36.0	36.0	39.0	3.0
Funded FTE	35.9	36.0	36.0	36.0	39.0	3.0

## Administrative Services (4510P)

### Resource Allocation Summary

	Actual 2017-18	Actual 2018-19	Adopted 2019-20	Revised 2020-21	Recomm 2020-21	Change 2020-21
Total Sources	4,912,029	4,973,037	9,111,134	9,220,414	9,721,347	500,933
Total Requirements	4,912,029	4,973,037	9,111,134	9,220,414	9,721,347	500,933
Net County Cost	—	—	—	—	—	—
Salary Resolution	36.0	36.0	36.0	36.0	39.0	3.0
Funded FTE	35.9	36.0	36.0	36.0	39.0	3.0

**1. Adjustments to Provide Current Level Services:** Budget adjustments are made to reflect current costs for existing levels of service and performance in FY 2020-21, including: salary and benefit changes, including merit increases and adjustments to retiree health contributions; and increases in internal service charges. Adjustments are also made to correct the use of Intrafund Transfers and Interfund Revenue based on accounting changes. Net funding adjustments in FY 2020-21 total \$0.

	CLB Funding Adjustments FY 2020-21
Sources	37,589
<b>Requirements</b>	
Gross Appropriations	(158,850)
Intrafund Transfers	196,439
Net County Cost	—
Positions	—

**2. C/CAG Positions:** Two permanent Unclassified Transportation Systems Coordinator positions and one Unclassified Associate Transportation Systems Coordinator position are added to support San Mateo County local jurisdictions in collaboration with regional and state agencies, to improve transportation and associated issues such as housing and climate protection/adaptation. One Term Transportation Systems Coordinator position is removed. C/CAG will reimburse the County for all expenditures associated with the new positions through a staffing agreement executed by the Board of Supervisors in May 2012.

	RLB Funding Adjustments FY 2020-21
Sources	463,344
<b>Requirements</b>	
Gross Appropriations	463,344
Intrafund Transfers	—
Net County Cost	—
Positions	3

**3. Interim Assignment Reimbursement From Revenue Services:** One-time reimbursement from Revenue Services is provided to offset expense of Public Works staff performing interim FY 2020-21 assignments for their department. The reimbursement is offset by an increase in extra-help to support Public Works operations.

<b>RLB Funding Adjustments FY 2020-21</b>	
Sources	—
<b>Requirements</b>	
Gross Appropriations	578,604
Intrafund Transfers	(578,604)
Net County Cost	—
Positions	—

### **FY 2020-21 Total Funding Adjustments**

<b>Total Funding Adjustments</b>	
Sources	500,933
<b>Requirements</b>	
Gross Appropriations	883,098
Intrafund Transfers	(382,165)
Net County Cost	—
Positions	3

## Road Construction and Operations (4520B)

### All Funds FY 2020-21 Budget Unit Summary

	Actual 2017-18	Actual 2018-19	Adopted 2019-20	Revised 2020-21	Recomm 2020-21	Change 2020-21
<b>Sources</b>						
Taxes	2,913,079	3,232,750	3,926,565	3,855,929	3,855,929	—
Licenses, Permits and Franchises	474,286	631,207	350,000	350,000	350,000	—
Use of Money and Property	461,825	663,580	233,430	233,430	233,430	—
Intergovernmental Revenues	20,682,955	27,228,116	28,609,649	27,611,400	29,535,433	1,924,033
Charges for Services	469,197	509,392	433,500	433,500	433,500	—
Interfund Revenue	1,434,885	1,587,712	3,377,794	1,569,196	1,569,196	—
Miscellaneous Revenue	474,400	223,746	204,500	204,500	204,500	—
Other Financing Sources	983,516	1,446,241	2,484,964	2,135,000	3,734,004	1,599,004
<b>Total Revenue</b>	<b>27,894,142</b>	<b>35,522,743</b>	<b>39,620,402</b>	<b>36,392,955</b>	<b>39,915,992</b>	<b>3,523,037</b>
Fund Balance	30,351,498	24,538,796	28,124,615	18,118,468	24,642,942	6,524,474
<b>Total Sources</b>	<b>58,245,639</b>	<b>60,061,539</b>	<b>67,745,017</b>	<b>54,511,423</b>	<b>64,558,934</b>	<b>10,047,511</b>
<b>Requirements</b>						
Salaries and Benefits	10,430,130	10,563,675	12,161,833	12,757,367	12,895,396	138,029
Services and Supplies	13,241,966	11,995,263	25,115,168	19,939,243	23,082,432	3,143,189
Other Charges	1,466,749	1,388,373	2,011,453	2,082,749	2,403,344	320,595
Reclassification of Expenses	—	—	—	—	—	—
Fixed Assets	8,084,194	6,927,329	8,669,383	3,616,000	7,323,848	3,707,848
Other Financing Uses	1,968,936	2,373,169	3,144,377	3,362,264	4,980,494	1,618,230
<b>Gross Appropriations</b>	<b>35,191,975</b>	<b>33,247,810</b>	<b>51,102,214</b>	<b>41,757,623</b>	<b>50,685,514</b>	<b>8,927,891</b>
Intrafund Transfers	(1,485,132)	(1,310,886)	(1,475,665)	(1,488,450)	—	1,488,450
<b>Net Appropriations</b>	<b>33,706,844</b>	<b>31,936,924</b>	<b>49,626,549</b>	<b>40,269,173</b>	<b>50,685,514</b>	<b>10,416,341</b>
Contingencies/Dept Reserves	19,464,823	23,377,549	13,537,234	10,349,716	9,785,154	(564,562)
Non-General Fund Reserves	5,073,972	4,747,066	4,581,234	3,892,534	4,088,266	195,732
<b>Total Requirements</b>	<b>58,245,639</b>	<b>60,061,539</b>	<b>67,745,017</b>	<b>54,511,423</b>	<b>64,558,934</b>	<b>10,047,511</b>
<b>Net County Cost</b>	<b>—</b>	<b>—</b>	<b>—</b>	<b>—</b>	<b>—</b>	<b>—</b>
Salary Resolution	77.0	77.0	77.0	77.0	77.0	—
Funded FTE	77.0	77.0	77.0	77.0	77.0	—

## Road Construction and Operations (4520P)

### Resource Allocation Summary

	Actual 2017-18	Actual 2018-19	Adopted 2019-20	Revised 2020-21	Recomm 2020-21	Change 2020-21
Total Sources	58,245,639	60,061,539	67,745,017	54,511,423	64,558,934	10,047,511
Total Requirements	58,245,639	60,061,539	67,745,017	54,511,423	64,558,934	10,047,511
Net County Cost	—	—	—	—	—	—
Salary Resolution	77.0	77.0	77.0	77.0	77.0	—
Funded FTE	77.0	77.0	77.0	77.0	77.0	—

**1. Adjustments to Provide Current Level Services:** Budget adjustments are made to reflect current costs for existing levels of service and performance in FY 2020-21, including: salary and benefit changes, including merit increases and adjustments to retiree health contributions; increases in internal service charges; and elimination of one-time expenditures. Adjustments are also made to correct the use of Intrafund Transfers and Interfund Revenue based on accounting changes. As a one-time funding source, Fund Balance is removed from the Current Level Budget. Net funding adjustments in FY 2020-21 total \$0.

	CLB Funding Adjustments FY 2020-21
Sources	(16,172,440)
<b>Requirements</b>	
Gross Appropriations	(4,074,370)
Intrafund Transfers	1,488,450
Contingencies/Dept Reserves	(9,693,986)
Non-General Fund Reserves	(3,892,534)
Net County Cost	—
Positions	—

**2. Road and Bridge Projects:** This action appropriates funds for road and bridge projects due to project progress, revised priorities, and updated funding sources. In FY 2020-21, SB-1 funding is increased for such projects as Scenic Drive Repair, 2020 County-wide Cape Seal, and 2021 County-wide Striping, and is decreased for the Cloverdale Bridge Scour Counter Measures project, due to project delay. In addition, funding from Half-Cent Transportation funds is increased for the Entrada Way project.

RLB Funding Adjustments FY 2020-21	
Sources	1,577,009
<b>Requirements</b>	
Gross Appropriations	8,859,286
Intrafund Transfers	—
Contingencies/Dept Reserves	(7,433,273)
Non-General Fund Reserves	150,996
Net County Cost	—
Positions	—

**3. Fund Balance Adjustment:** This action re-appropriates Fund Balance from the prior year for roads projects and Reserves and includes adjustments to Year-End Fund Balance.

RLB Funding Adjustments FY 2020-21	
Sources	24,642,942
<b>Requirements</b>	
Gross Appropriations	4,142,975
Intrafund Transfers	—
Contingencies/Dept Reserves	16,562,697
Non-General Fund Reserves	3,937,270
Net County Cost	—
Positions	—

### FY 2020-21 Total Funding Adjustments

Total Funding Adjustments	
Sources	10,047,511
<b>Requirements</b>	
Gross Appropriations	8,927,891
Intrafund Transfers	1,488,450
Contingencies/Dept Reserves	(564,562)
Non-General Fund Reserves	195,732
Net County Cost	—
Positions	—

## Engineering Services (4600B)

### All Funds FY 2020-21 Budget Unit Summary

	Actual 2017-18	Actual 2018-19	Adopted 2019-20	Revised 2020-21	Recomm 2020-21	Change 2020-21
<b>Sources</b>						
Intergovernmental Revenues	—	30,398	—	—	—	—
Charges for Services	59,935	92,739	75,000	75,000	75,000	—
Interfund Revenue	3,091,668	3,417,856	5,095,381	5,368,054	5,417,259	49,205
Miscellaneous Revenue	1,994	1,200	1,800	1,800	1,800	—
Other Financing Sources	2,000	—	—	—	—	—
<b>Total Revenue</b>	<b>3,155,598</b>	<b>3,542,193</b>	<b>5,172,181</b>	<b>5,444,854</b>	<b>5,494,059</b>	<b>49,205</b>
Fund Balance	—	—	—	—	—	—
<b>Total Sources</b>	<b>3,155,598</b>	<b>3,542,193</b>	<b>5,172,181</b>	<b>5,444,854</b>	<b>5,494,059</b>	<b>49,205</b>
<b>Requirements</b>						
Salaries and Benefits	3,355,954	3,711,475	4,828,241	5,077,701	5,118,275	40,574
Services and Supplies	495,336	381,508	760,535	760,535	381,418	(379,117)
Other Charges	211,889	177,126	341,510	352,152	375,119	22,967
Reclassification of Expenses	—	—	—	—	—	—
Fixed Assets	12,648	93,273	—	—	—	—
Other Financing Uses	85,923	83,630	90,601	92,045	69,933	(22,112)
<b>Gross Appropriations</b>	<b>4,161,750</b>	<b>4,447,012</b>	<b>6,020,887</b>	<b>6,282,433</b>	<b>5,944,745</b>	<b>(337,688)</b>
Intrafund Transfers	(886,152)	(784,820)	(728,706)	(717,579)	(330,686)	386,893
<b>Net Appropriations</b>	<b>3,275,598</b>	<b>3,662,193</b>	<b>5,292,181</b>	<b>5,564,854</b>	<b>5,614,059</b>	<b>49,205</b>
<b>Total Requirements</b>	<b>3,275,598</b>	<b>3,662,193</b>	<b>5,292,181</b>	<b>5,564,854</b>	<b>5,614,059</b>	<b>49,205</b>
<b>Net County Cost</b>	<b>120,000</b>	<b>120,000</b>	<b>120,000</b>	<b>120,000</b>	<b>120,000</b>	<b>—</b>
Salary Resolution	21.0	21.0	21.0	21.0	21.0	—
Funded FTE	21.0	21.0	21.0	21.0	21.0	—



## Engineering Services (4600P)

### Resource Allocation Summary

	Actual 2017-18	Actual 2018-19	Adopted 2019-20	Revised 2020-21	Recomm 2020-21	Change 2020-21
Total Sources	3,155,598	3,542,193	5,172,181	5,444,854	5,494,059	49,205
Total Requirements	3,275,598	3,662,193	5,292,181	5,564,854	5,614,059	49,205
Net County Cost	120,000	120,000	120,000	120,000	120,000	—
Salary Resolution	21.0	21.0	21.0	21.0	21.0	—
Funded FTE	21.0	21.0	21.0	21.0	21.0	—

**1. Adjustments to Provide Current Level Services:** Budget adjustments are made to reflect current costs for existing levels of service and performance in FY 2020-21, including: salary and benefit changes, including merit increases and adjustments to retiree health contributions; and increases in internal service charges. Adjustments are also made to correct the use of Intrafund Transfers and Interfund Revenue based on accounting changes. Net funding adjustments in FY 2020-21 total \$0.

	CLB Funding Adjustments FY 2020-21
Sources	49,205
<b>Requirements</b>	
Gross Appropriations	(337,688)
Intrafund Transfers	386,893
Net County Cost	—
Positions	—

### FY 2020-21 Total Funding Adjustments

	Total Funding Adjustments
Sources	49,205
<b>Requirements</b>	
Gross Appropriations	(337,688)
Intrafund Transfers	386,893
Net County Cost	—
Positions	—

## Enhanced Flood Control Program (4660B)

### All Funds FY 2020-21 Budget Unit Summary

	Actual 2017-18	Actual 2018-19	Adopted 2019-20	Revised 2020-21	Recomm 2020-21	Change 2020-21
<b>Sources</b>						
Taxes	—	—	500,000	—	—	—
Intergovernmental Revenues	390,711	323,632	1,173,068	—	—	—
Charges for Services	—	—	—	1,949,000	2,922,000	973,000
<b>Total Revenue</b>	<b>390,711</b>	<b>323,632</b>	<b>1,673,068</b>	<b>1,949,000</b>	<b>2,922,000</b>	<b>973,000</b>
Fund Balance	1,947,965	3,327,091	4,102,608	1,500,000	2,484,008	984,008
<b>Total Sources</b>	<b>2,338,676</b>	<b>3,650,723</b>	<b>5,775,676</b>	<b>3,449,000</b>	<b>5,406,008</b>	<b>1,957,008</b>
<b>Requirements</b>						
Salaries and Benefits	324,360	324,427	424,817	105,000	—	(105,000)
Services and Supplies	676,376	1,213,745	2,567,498	1,839,000	2,922,000	1,083,000
Other Charges	5,978	5,090	1,275,474	755,000	750,000	(5,000)
Other Financing Uses	4,870	4,854	7,887	—	—	—
<b>Gross Appropriations</b>	<b>1,011,585</b>	<b>1,548,116</b>	<b>4,275,676</b>	<b>2,699,000</b>	<b>3,672,000</b>	<b>973,000</b>
Intrafund Transfers	(2,000,000)	(2,000,000)	—	—	—	—
<b>Net Appropriations</b>	<b>(988,415)</b>	<b>(451,884)</b>	<b>4,275,676</b>	<b>2,699,000</b>	<b>3,672,000</b>	<b>973,000</b>
Contingencies/Dept Reserves	3,327,091	4,102,608	1,500,000	750,000	1,734,008	984,008
<b>Total Requirements</b>	<b>2,338,676</b>	<b>3,650,724</b>	<b>5,775,676</b>	<b>3,449,000</b>	<b>5,406,008</b>	<b>1,957,008</b>
<b>Net County Cost</b>	<b>—</b>	<b>—</b>	<b>—</b>	<b>—</b>	<b>—</b>	<b>—</b>

## Enhanced Flood Control Program Administration (4660P)

### Resource Allocation Summary

	Actual 2017-18	Actual 2018-19	Adopted 2019-20	Revised 2020-21	Recomm 2020-21	Change 2020-21
Total Sources	2,338,676	3,650,723	5,775,676	3,449,000	5,406,008	1,957,008
Total Requirements	2,338,676	3,650,724	5,775,676	3,449,000	5,406,008	1,957,008
Net County Cost	—	—	—	—	—	—

**1. Adjustments to Provide Current Level Services:** Budget adjustments are made to reflect current costs for existing levels of service and performance in FY 2020-21, including adjustment to annualize the cost of services supporting the new Flood and Sea Level Rise Resiliency District. As a one-time funding source, Fund Balance is removed from the Current Level Budget. Net funding adjustments in FY 2020-21 total \$0.

	CLB Funding Adjustments FY 2020-21
Sources	(527,000)
<b>Requirements</b>	
Gross Appropriations	223,000
Intrafund Transfers	—
Contingencies/Dept Reserves	(750,000)
Net County Cost	—
Positions	—

**2. Fund Balance Adjustment:** This action re-appropriates Fund Balance from the prior year and includes adjustments to Year-End Fund Balance. The Fund Balance has been appropriated for the FY 2020-21 contribution to the San Mateo County Flood and Sea Level Rise Resiliency District, and to Reserves.

	RLB Funding Adjustments FY 2020-21
Sources	2,484,008
<b>Requirements</b>	
Gross Appropriations	750,000
Intrafund Transfers	—
Contingencies/Dept Reserves	1,734,008
Net County Cost	—
Positions	—

## FY 2020-21 Total Funding Adjustments

	Total Funding Adjustments
Sources	1,957,008
Requirements	
Gross Appropriations	973,000
Intrafund Transfers	—
Contingencies/Dept Reserves	984,008
Net County Cost	—
Positions	—

## Facilities Services (4730B)

### All Funds FY 2020-21 Budget Unit Summary

	Actual 2017-18	Actual 2018-19	Adopted 2019-20	Revised 2020-21	Recomm 2020-21	Change 2020-21
<b>Sources</b>						
Use of Money and Property	664,240	681,291	642,601	659,797	660,688	891
Intergovernmental Revenues	827,772	1,012,444	1,210,985	1,247,314	1,247,314	—
Charges for Services	471	144,657	111,207	114,453	123,625	9,172
Interfund Revenue	9,026,992	8,625,807	12,661,722	13,267,511	13,475,213	207,702
Miscellaneous Revenue	694,335	1,002,711	288,500	288,500	346,987	58,487
Other Financing Sources	8,184	—	—	—	—	—
<b>Total Revenue</b>	<b>11,221,995</b>	<b>11,466,910</b>	<b>14,915,015</b>	<b>15,577,575</b>	<b>15,853,827</b>	<b>276,252</b>
Fund Balance	5,598,580	9,814,241	8,540,506	8,040,506	3,431,579	(4,608,927)
<b>Total Sources</b>	<b>16,820,575</b>	<b>21,281,151</b>	<b>23,455,521</b>	<b>23,618,081</b>	<b>19,285,406</b>	<b>(4,332,675)</b>
<b>Requirements</b>						
Salaries and Benefits	13,224,913	13,638,573	18,525,671	19,347,316	19,587,824	240,508
Services and Supplies	14,812,388	16,230,579	18,641,863	17,794,123	17,988,676	194,553
Other Charges	2,063,134	2,103,108	3,285,562	3,540,066	3,116,916	(423,150)
Reclassification of Expenses	—	—	—	—	—	—
Fixed Assets	6,850	—	13,500	—	—	—
Other Financing Uses	264,045	268,914	312,215	314,672	296,962	(17,710)
<b>Gross Appropriations</b>	<b>30,371,330</b>	<b>32,241,174</b>	<b>40,778,811</b>	<b>40,996,177</b>	<b>40,990,378</b>	<b>(5,799)</b>
Intrafund Transfers	(23,364,997)	(19,500,529)	(25,363,796)	(25,418,602)	(25,128,551)	290,051
<b>Net Appropriations</b>	<b>7,006,334</b>	<b>12,740,645</b>	<b>15,415,015</b>	<b>15,577,575</b>	<b>15,861,827</b>	<b>284,252</b>
Contingencies/Dept Reserves	9,814,241	8,540,506	8,040,506	8,040,506	3,423,579	(4,616,927)
<b>Total Requirements</b>	<b>16,820,575</b>	<b>21,281,151</b>	<b>23,455,521</b>	<b>23,618,081</b>	<b>19,285,406</b>	<b>(4,332,675)</b>
<b>Net County Cost</b>	<b>—</b>	<b>—</b>	<b>—</b>	<b>—</b>	<b>—</b>	<b>—</b>
Salary Resolution	111.0	114.0	114.0	115.0	115.0	—
Funded FTE	110.7	114.0	113.7	114.7	114.9	0.2

## Facilities Services (4730P)

### Resource Allocation Summary

	Actual 2017-18	Actual 2018-19	Adopted 2019-20	Revised 2020-21	Recomm 2020-21	Change 2020-21
Total Sources	16,820,575	21,281,151	23,455,521	23,618,081	19,285,406	(4,332,675)
Total Requirements	16,820,575	21,281,151	23,455,521	23,618,081	19,285,406	(4,332,675)
Net County Cost	—	—	—	—	—	—
Salary Resolution	111.0	114.0	114.0	115.0	115.0	—
Funded FTE	110.7	114.0	113.7	114.7	114.9	0.2

**1. Adjustments to Provide Current Level Services:** Budget adjustments are made to reflect current costs for existing levels of service and performance in FY 2020-21, including: salary and benefit changes, including merit increases and adjustments to retiree health contributions; increases in internal service charges; and elimination of one-time revenues and expenditures. Adjustments are also made to correct the use of Intrafund Transfers and Interfund Revenue based on accounting changes. As a one-time funding source, Fund Balance is removed from the Current Level Budget. Net funding adjustments in FY 2020-21 total \$6,500.

	CLB Funding Adjustments FY 2020-21
Sources	(7,764,254)
<b>Requirements</b>	
Gross Appropriations	(838,311)
Intrafund Transfers	1,121,063
Contingencies/Dept Reserves	(8,040,506)
Net County Cost	6,500
Positions	—

**2. Health and Hospital Facilities Maintenance Positions:** This action adds one Stationary Engineer I and deletes one vacant Boiler Watch Engineer in FY 2020-21 to better align operational needs.

	RLB Funding Adjustments FY 2020-21
Sources	—
<b>Requirements</b>	
Gross Appropriations	—
Intrafund Transfers	—
Net County Cost	—
Positions	—

**3. Card Key Upgrade Project:** This action carries forward unused Non-Departmental appropriations in FY 2019-20 to upgrade Card Key readers and user Card Keys to allow for encryption. This adjustment also includes new appropriations for the continuation of Non-Departmental funding of a term IT Technician position to assist with the project. Once the project is completed, card readers will no longer accept unencrypted Card Keys.

RLB Funding Adjustments FY 2020-21	
Sources	—
<b>Requirements</b>	
Gross Appropriations	831,012
Intrafund Transfers	(831,012)
Net County Cost	—
Positions	—

**4. Fund Balance Adjustment:** This action re-appropriates Fund Balance from the prior year for maintenance expenses, Property Management services, and Reserves, and includes adjustments to Year-End Fund Balance.

RLB Funding Adjustments FY 2020-21	
Sources	3,431,579
<b>Requirements</b>	
Gross Appropriations	8,000
Intrafund Transfers	—
Contingencies/Dept Reserves	3,423,579
Net County Cost	—
Positions	—

### FY 2020-21 Total Funding Adjustments

Total Funding Adjustments	
Sources	(4,332,675)
<b>Requirements</b>	
Gross Appropriations	701
Intrafund Transfers	290,051
Contingencies/Dept Reserves	(4,616,927)
Net County Cost	6,500
Positions	—

## Construction Services (4740B)

### All Funds FY 2020-21 Budget Unit Summary

	Actual 2017-18	Actual 2018-19	Adopted 2019-20	Revised 2020-21	Recomm 2020-21	Change 2020-21
<b>Sources</b>						
Use of Money and Property	(635)	(1,845)	—	—	—	—
Charges for Services	71,596	127,682	48,410	48,410	48,410	—
Interfund Revenue	1,573,444	1,869,018	2,550,911	2,603,008	2,603,008	—
Miscellaneous Revenue	12,945	—	—	—	—	—
<b>Total Revenue</b>	<b>1,657,350</b>	<b>1,994,855</b>	<b>2,599,321</b>	<b>2,651,418</b>	<b>2,651,418</b>	<b>—</b>
Fund Balance	215,588	4,833	64,899	—	—	—
<b>Total Sources</b>	<b>1,872,938</b>	<b>1,999,688</b>	<b>2,664,220</b>	<b>2,651,418</b>	<b>2,651,418</b>	<b>—</b>
<b>Requirements</b>						
Salaries and Benefits	1,488,604	1,594,526	1,997,404	2,062,844	2,103,290	40,446
Services and Supplies	232,933	171,209	322,715	309,018	309,018	—
Other Charges	138,499	162,057	330,394	265,388	231,234	(34,154)
Other Financing Uses	8,069	6,998	13,707	14,168	7,876	(6,292)
<b>Gross Appropriations</b>	<b>1,868,105</b>	<b>1,934,789</b>	<b>2,664,220</b>	<b>2,651,418</b>	<b>2,651,418</b>	<b>—</b>
Intrafund Transfers						
<b>Net Appropriations</b>	<b>1,868,105</b>	<b>1,934,789</b>	<b>2,664,220</b>	<b>2,651,418</b>	<b>2,651,418</b>	<b>—</b>
Contingencies/Dept Reserves	4,833	64,899	—	—	—	—
<b>Total Requirements</b>	<b>1,872,938</b>	<b>1,999,688</b>	<b>2,664,220</b>	<b>2,651,418</b>	<b>2,651,418</b>	<b>—</b>
<b>Net County Cost</b>	<b>—</b>	<b>—</b>	<b>—</b>	<b>—</b>	<b>—</b>	<b>—</b>
Salary Resolution	10.0	10.0	10.0	10.0	10.0	—
Funded FTE	9.9	10.0	10.0	10.0	10.0	—



## Construction Services (4740P)

### Resource Allocation Summary

	Actual 2017-18	Actual 2018-19	Adopted 2019-20	Revised 2020-21	Recomm 2020-21	Change 2020-21
Total Sources	1,872,938	1,999,688	2,664,220	2,651,418	2,651,418	—
Total Requirements	1,872,938	1,999,688	2,664,220	2,651,418	2,651,418	—
Net County Cost	—	—	—	—	—	—
Salary Resolution	10.0	10.0	10.0	10.0	10.0	—
Funded FTE	9.9	10.0	10.0	10.0	10.0	—

**1. Adjustments to Provide Current Level Services:** Budget adjustments are made to reflect current costs for existing levels of service and performance in FY 2020-21, including: salary and benefit changes, including merit increases and adjustments to retiree health contributions; and adjustments in internal service charges. Net funding adjustments in FY 2020-21 total \$0.

	CLB Funding Adjustments FY 2020-21
Sources	—
<b>Requirements</b>	
Gross Appropriations	—
Intrafund Transfers	—
Net County Cost	—
Positions	—

### FY 2020-21 Total Funding Adjustments

	Total Funding Adjustments
Sources	—
<b>Requirements</b>	
Gross Appropriations	—
Intrafund Transfers	—
Net County Cost	—
Positions	—

## Vehicle and Equipment Services (4760B)

### All Funds FY 2020-21 Budget Unit Summary

	Actual 2017-18	Actual 2018-19	Adopted 2019-20	Revised 2020-21	Recomm 2020-21	Change 2020-21
<b>Sources</b>						
Use of Money and Property	236,619	384,028	300,000	300,000	300,000	—
Charges for Services	11,878	8,851	13,848	14,050	14,050	—
Interfund Revenue	7,928,858	8,554,047	9,454,040	9,639,316	9,639,316	—
Miscellaneous Revenue	139,993	298,492	132,500	136,500	136,500	—
Other Financing Sources	—	3,784	—	—	—	—
<b>Total Revenue</b>	<b>8,317,349</b>	<b>9,249,202</b>	<b>9,900,388</b>	<b>10,089,866</b>	<b>10,089,866</b>	<b>—</b>
Fund Balance	16,792,916	16,395,108	17,565,720	16,694,212	16,808,193	113,981
<b>Total Sources</b>	<b>25,110,265</b>	<b>25,644,310</b>	<b>27,466,108</b>	<b>26,784,078</b>	<b>26,898,059</b>	<b>113,981</b>
<b>Requirements</b>						
Salaries and Benefits	1,779,152	1,983,020	2,299,228	2,400,025	2,393,531	(6,494)
Services and Supplies	2,613,061	2,536,757	2,948,858	3,039,839	2,531,527	(508,312)
Other Charges	1,054,657	950,353	1,028,734	1,048,280	761,881	(286,399)
Reclassification of Expenses	—	—	—	—	—	—
Fixed Assets	4,223,809	3,414,998	5,267,010	4,447,030	4,447,030	—
Other Financing Uses	1,145	994	3,401	3,567	4,446	879
<b>Gross Appropriations</b>	<b>9,671,825</b>	<b>8,886,122</b>	<b>11,547,231</b>	<b>10,938,741</b>	<b>10,138,415</b>	<b>(800,326)</b>
Intrafund Transfers	(956,667)	(807,532)	(775,335)	(800,326)	—	800,326
<b>Net Appropriations</b>	<b>8,715,158</b>	<b>8,078,590</b>	<b>10,771,896</b>	<b>10,138,415</b>	<b>10,138,415</b>	<b>—</b>
Non-General Fund Reserves	16,395,107	17,565,720	16,694,212	16,645,663	16,759,644	113,981
<b>Total Requirements</b>	<b>25,110,265</b>	<b>25,644,310</b>	<b>27,466,108</b>	<b>26,784,078</b>	<b>26,898,059</b>	<b>113,981</b>
<b>Net County Cost</b>	<b>—</b>	<b>—</b>	<b>—</b>	<b>—</b>	<b>—</b>	<b>—</b>
Salary Resolution	14.0	15.0	14.0	14.0	14.0	—
Funded FTE	14.0	15.0	14.0	14.0	14.0	—

## Vehicle and Equipment Services (4760P)

### Resource Allocation Summary

	Actual 2017-18	Actual 2018-19	Adopted 2019-20	Revised 2020-21	Recomm 2020-21	Change 2020-21
Total Sources	25,110,265	25,644,310	27,466,108	26,784,078	26,898,059	113,981
Total Requirements	25,110,265	25,644,310	27,466,108	26,784,078	26,898,059	113,981
Net County Cost	—	—	—	—	—	—
Salary Resolution	14.0	15.0	14.0	14.0	14.0	—
Funded FTE	14.0	15.0	14.0	14.0	14.0	—

**1. Adjustments to Provide Current Level Services:** Budget adjustments are made to reflect current costs for existing levels of service and performance in FY 2020-21, including: salary and benefit changes, including merit increases and adjustments to retiree health contributions; increases in internal service charges; and elimination of one-time expenditures. Adjustments are also made to correct the use of Intrafund Transfers and Interfund Revenue based on accounting changes. As a one-time funding source, Fund Balance is removed from the Current Level Budget. Net funding adjustments in FY 2020-21 total \$0.

	CLB Funding Adjustments FY 2020-21
Sources	(16,694,212)
<b>Requirements</b>	
Gross Appropriations	(912,326)
Intrafund Transfers	800,326
Non-General Fund Reserves	(16,582,212)
Net County Cost	—
Positions	—

**2. Fund Balance Adjustment:** This action re-appropriates Fund Balance from the prior year for operational expenses and Reserves and includes adjustments to Year-End Fund Balance.

	RLB Funding Adjustments FY 2020-21
Sources	16,808,193
<b>Requirements</b>	
Gross Appropriations	112,000
Intrafund Transfers	—
Non-General Fund Reserves	16,696,193
Net County Cost	—
Positions	—

## FY 2020-21 Total Funding Adjustments

	Total Funding Adjustments
Sources	113,981
Requirements	
Gross Appropriations	(800,326)
Intrafund Transfers	800,326
Non-General Fund Reserves	113,981
Net County Cost	—
Positions	—

## Utilities (4840B)

### All Funds FY 2020-21 Budget Unit Summary

	Actual 2017-18	Actual 2018-19	Adopted 2019-20	Revised 2020-21	Recomm 2020-21	Change 2020-21
<b>Sources</b>						
Taxes	7,405,174	8,806,776	5,760,202	5,826,033	1,908,914	(3,917,119)
Licenses, Permits and Franchises	679,478	644,837	600,000	580,000	580,000	—
Use of Money and Property	908,417	1,606,641	1,082,398	1,076,398	662,498	(413,900)
Intergovernmental Revenues	880,856	67,625	93,915	24,836	7,147	(17,689)
Charges for Services	14,278,075	16,598,596	18,098,557	18,198,557	18,198,557	—
Interfund Revenue	4,896,797	5,384,695	7,325,178	7,579,216	7,668,750	89,534
Miscellaneous Revenue	829,581	34,515	7,000	7,000	7,000	—
Other Financing Sources	6,398,764	3,691,886	2,864,808	2,864,808	114,808	(2,750,000)
<b>Total Revenue</b>	<b>36,277,141</b>	<b>36,835,571</b>	<b>35,832,058</b>	<b>36,156,848</b>	<b>29,147,674</b>	<b>(7,009,174)</b>
Fund Balance	66,399,175	71,955,349	77,601,690	61,546,561	45,524,336	(16,022,225)
<b>Total Sources</b>	<b>102,676,317</b>	<b>108,790,920</b>	<b>113,433,748</b>	<b>97,703,409</b>	<b>74,672,010</b>	<b>(23,031,399)</b>
<b>Requirements</b>						
Salaries and Benefits	3,327,161	3,443,222	4,070,250	4,261,122	4,352,120	90,998
Services and Supplies	14,711,822	14,690,266	24,108,557	25,515,484	22,902,252	(2,613,232)
Other Charges	3,645,216	6,156,671	4,282,423	4,289,404	2,399,227	(1,890,177)
Reclassification of Expenses	—	—	—	—	—	—
Fixed Assets	3,983,727	1,678,155	14,872,786	8,900,000	10,900,000	2,000,000
Other Financing Uses	6,207,567	5,199,168	4,679,321	4,680,020	402,434	(4,277,586)
<b>Gross Appropriations</b>	<b>31,875,492</b>	<b>31,167,483</b>	<b>52,013,337</b>	<b>47,646,030</b>	<b>40,956,033</b>	<b>(6,689,997)</b>
Intrafund Transfers	(65,563)	(98,254)	(246,150)	(66,590)	—	66,590
<b>Net Appropriations</b>	<b>31,809,930</b>	<b>31,069,229</b>	<b>51,767,187</b>	<b>47,579,440</b>	<b>40,956,033</b>	<b>(6,623,407)</b>
Contingencies/Dept Reserves	70,604,147	76,379,241	61,166,602	49,616,378	33,203,786	(16,412,592)
Non-General Fund Reserves	142,240	1,222,450	379,959	387,591	392,191	4,600
<b>Total Requirements</b>	<b>102,556,317</b>	<b>108,670,920</b>	<b>113,313,748</b>	<b>97,583,409</b>	<b>74,552,010</b>	<b>(23,031,399)</b>
<b>Net County Cost</b>	<b>(120,000)</b>	<b>(120,004)</b>	<b>(120,000)</b>	<b>(120,000)</b>	<b>(120,000)</b>	<b>—</b>
Salary Resolution	21.0	21.0	21.0	21.0	21.0	—
Funded FTE	20.7	21.0	20.7	20.7	20.9	0.2

## Utilities (4840P)

### Resource Allocation Summary

	Actual 2017-18	Actual 2018-19	Adopted 2019-20	Revised 2020-21	Recomm 2020-21	Change 2020-21
Total Sources	102,676,317	108,790,920	113,433,748	97,703,409	74,672,010	(23,031,399)
Total Requirements	102,556,317	108,670,920	113,313,748	97,583,409	74,552,010	(23,031,399)
Net County Cost	(120,000)	(120,004)	(120,000)	(120,000)	(120,000)	—
Salary Resolution	21.0	21.0	21.0	21.0	21.0	—
Funded FTE	20.7	21.0	20.7	20.7	20.9	0.2

**1. Adjustments to Provide Current Level Services:** Budget adjustments are made to reflect current costs for existing levels of service and performance in FY 2020-21, including: salary and benefit changes, including merit increases and adjustments to retiree health contributions; increases in internal service charges; and elimination of one-time revenues and expenditures. Adjustments are also made to correct the use of Intrafund Transfers and Interfund Revenue based on accounting changes. As a one-time funding source, Fund Balance is removed from the Current Level Budget. Net funding adjustments in FY 2020-21 total \$0.

	CLB Funding Adjustments FY 2020-21
Sources	(61,457,027)
<b>Requirements</b>	
Gross Appropriations	(12,225,887)
Intrafund Transfers	66,590
Contingencies/Dept Reserves	(49,132,641)
Non-General Fund Reserves	(165,089)
Net County Cost	—
Positions	—

**2. Fund Balance Adjustment:** This action re-appropriates Fund Balance from the prior year for Reserves and operational and fixed asset expenses that were removed from the CLB, and includes adjustments to Year-End Fund Balance. This adjustment also removes all budgets in the Flood Control Districts due to their transfer to the new San Mateo County Flood and Sea Level Rise Resiliency District in January 2020.

RLB Funding Adjustments FY 2020-21	
Sources	38,425,628
<b>Requirements</b>	
Gross Appropriations	(464,110)
Intrafund Transfers	—
Contingencies/Dept Reserves	38,720,049
Non-General Fund Reserves	169,689
Net County Cost	—
Positions	—

**3. Middlefield Road Undergrounding Project:** This action appropriates Reserves from the Menlo Park Highway Lighting District Fund to for Phase II of the Middlefield Road Undergrounding Project, which consists of removing the existing overhead utility lines, poles, and streetlight fixtures and installing new poles and streetlight fixtures with an underground utility system between Fifth Avenue and Macarthur Avenue on Middlefield Road in the North Fair Oaks area.

RLB Funding Adjustments FY 2020-21	
Sources	—
<b>Requirements</b>	
Gross Appropriations	1,500,000
Intrafund Transfers	—
Contingencies/Dept Reserves	(1,500,000)
Net County Cost	—
Positions	—

**4. Sewer Improvement Projects:** This adjustment increases appropriations for Sewer District capital improvement projects, including Parrott and Polhemus Road Easement (Billy Goat Hill), Hillside/Adeline Area Sewer Rehabilitation Project, 2nd/3rd/Alexander Avenue Sewer Rehabilitation Project, and Redwood Creek Trunk Line Sewer Rehabilitation/Access Road Repair Project. Based on the design and engineer's estimates, it is anticipated that the additional funding will be required to complete the identified rehabilitation projects that aim to reduce infrastructure failures and unscheduled maintenance.

RLB Funding Adjustments FY 2020-21	
Sources	—
<b>Requirements</b>	
Gross Appropriations	4,500,000
Intrafund Transfers	—
Contingencies/Dept Reserves	(4,500,000)
Net County Cost	—
Positions	—

#### FY 2020-21 Total Funding Adjustments

Total Funding Adjustments	
Sources	(23,031,399)
<b>Requirements</b>	
Gross Appropriations	(6,689,997)
Intrafund Transfers	66,590
Contingencies/Dept Reserves	(16,412,592)
Non-General Fund Reserves	4,600
Net County Cost	—
Positions	—



## Airports (4850B)

### All Funds FY 2020-21 Budget Unit Summary

	Actual 2017-18	Actual 2018-19	Adopted 2019-20	Revised 2020-21	Recomm 2020-21	Change 2020-21
<b>Sources</b>						
Taxes	149,266	702,519	1,226,893	224,870	238,980	14,110
Licenses, Permits and Franchises	31,000	23,545	15,500	15,500	15,500	—
Fines, Forfeitures and Penalties	17,170	7,845	15,000	15,000	15,000	—
Use of Money and Property	4,011,239	3,843,849	4,648,205	4,651,205	4,651,205	—
Intergovernmental Revenues	1,094,685	26,908	1,035,359	—	959,706	959,706
Charges for Services	21,827	31,581	26,000	26,000	26,000	—
Interfund Revenue	1,043	—	6,000,000	—	6,000,000	6,000,000
Miscellaneous Revenue	51,324	392,452	40,000	40,000	40,000	—
Other Financing Sources	185,246	114,754	—	—	—	—
<b>Total Revenue</b>	<b>5,562,800</b>	<b>5,143,453</b>	<b>13,006,957</b>	<b>4,972,575</b>	<b>11,946,391</b>	<b>6,973,816</b>
Fund Balance	4,180,007	3,305,898	1,998,946	968,927	2,335,359	1,366,432
<b>Total Sources</b>	<b>9,742,807</b>	<b>8,449,351</b>	<b>15,005,903</b>	<b>5,941,502</b>	<b>14,281,750</b>	<b>8,340,248</b>
<b>Requirements</b>						
Salaries and Benefits	1,403,691	1,581,356	1,760,423	1,846,548	1,785,356	(61,192)
Services and Supplies	1,427,389	2,105,434	2,083,871	2,040,834	2,084,610	43,776
Other Charges	1,548,354	1,482,700	549,831	558,522	611,452	52,930
Fixed Assets	2,043,045	1,889,063	9,569,105	—	7,413,823	7,413,823
Other Financing Uses	14,630	—	73,746	—	—	—
<b>Gross Appropriations</b>	<b>6,437,108</b>	<b>7,058,553</b>	<b>14,036,976</b>	<b>4,445,904</b>	<b>11,895,241</b>	<b>7,449,337</b>
Intrafund Transfers	(199)	—	—	—	—	—
<b>Net Appropriations</b>	<b>6,436,910</b>	<b>7,058,553</b>	<b>14,036,976</b>	<b>4,445,904</b>	<b>11,895,241</b>	<b>7,449,337</b>
Non-General Fund Reserves	3,305,898	1,390,797	968,927	1,495,598	2,386,509	890,911
<b>Total Requirements</b>	<b>9,742,808</b>	<b>8,449,350</b>	<b>15,005,903</b>	<b>5,941,502</b>	<b>14,281,750</b>	<b>8,340,248</b>
<b>Net County Cost</b>	<b>—</b>	<b>—</b>	<b>—</b>	<b>—</b>	<b>—</b>	<b>—</b>
Salary Resolution	9.0	9.0	10.0	10.0	10.0	—
Funded FTE	9.0	9.0	10.0	10.0	10.0	—

## Airports (4850P)

### Resource Allocation Summary

	Actual 2017-18	Actual 2018-19	Adopted 2019-20	Revised 2020-21	Recomm 2020-21	Change 2020-21
Total Sources	9,742,807	8,449,351	15,005,903	5,941,502	14,281,750	8,340,248
Total Requirements	9,742,808	8,449,350	15,005,903	5,941,502	14,281,750	8,340,248
Net County Cost	—	—	—	—	—	—
Salary Resolution	9.0	9.0	10.0	10.0	10.0	—
Funded FTE	9.0	9.0	10.0	10.0	10.0	—

**1. Adjustments to Provide Current Level Services:** Budget adjustments are made to reflect current costs for existing levels of service and performance in FY 2020-21, including: salary and benefit changes, including merit increases and adjustments to retiree health contributions; and increases in internal service charges. As a one-time funding source, Fund Balance is removed from the Current Level Budget. Net funding adjustments in FY 2020-21 total \$0.

	CLB Funding Adjustments FY 2020-21
Sources	(968,927)
<b>Requirements</b>	
Gross Appropriations	(22,372)
Intrafund Transfers	—
Non-General Fund Reserves	(946,555)
Net County Cost	—
Positions	—

**2. Fund Balance Adjustment:** This action reappropriates Fund Balance from the prior year to Reserves and includes adjustments to Year-End Fund Balance.

	RLB Funding Adjustments FY 2020-21
Sources	2,335,359
<b>Requirements</b>	
Gross Appropriations	—
Intrafund Transfers	—
Non-General Fund Reserves	2,335,359
Net County Cost	—
Positions	—

**3. Airport Capital Projects:** This action carries forward unused appropriations and funding for projects not expected to be completed in FY 2019-20. These projects include the following FAA grant-funded projects: ALP Update and Part 150 Noise Study at San Carlos Airport, and Windsock and Electrical Study projects at Half Moon Bay Airport. Reserves will be used to fund the ten percent FAA grant match, as well as various projects, including East Pump Station Rehabilitation at San Carlos Airport.

RLB Funding Adjustments FY 2020-21	
Sources	959,706
<b>Requirements</b>	
Gross Appropriations	1,457,599
Intrafund Transfers	—
Non-General Fund Reserves	(497,893)
Net County Cost	—
Positions	—

**4. Measure K - Airport Communications Specialist:** This action adjusts the Measure K funding for the Airports Communications Specialist to reimburse 100 percent of the position costs.

RLB Funding Adjustments FY 2020-21	
Sources	14,110
<b>Requirements</b>	
Gross Appropriations	14,110
Intrafund Transfers	—
Non-General Fund Reserves	—
Net County Cost	—
Positions	—

**5. 795 Skyway Redevelopment Loan:** This action carries forward \$6,000,000 of appropriations and uncollected loan proceeds from the General Fund in FY 2019-20 for the redevelopment of the 795 Skyway Building at San Carlos Airport for future use by aviation-based businesses. Funds may be paid back using additional Measure K fuel tax funds allocated to the Airport in the future.

RLB Funding Adjustments FY 2020-21	
Sources	6,000,000
<b>Requirements</b>	
Gross Appropriations	6,000,000
Intrafund Transfers	—
Net County Cost	—
Positions	—

**FY 2020-21 Total Funding Adjustments**

	<b>Total Funding Adjustments</b>
Sources	8,340,248
Requirements	
Gross Appropriations	7,449,337
Intrafund Transfers	—
Non-General Fund Reserves	890,911
Net County Cost	—
Positions	—

## Capital Projects (8500D)

### All Funds FY 2020-21 Budget Unit Summary

	Actual 2017-18	Actual 2018-19	Adopted 2019-20	Revised 2020-21	Recomm 2020-21	Change 2020-21
<b>Sources</b>						
Taxes	2,501,200	1,063,364	4,179,176	529,290	4,232,532	3,703,242
Use of Money and Property	68,060	133,314	—	—	—	—
Intergovernmental Revenues	—	75,776	—	—	—	—
Charges for Services	—	300	—	—	—	—
Other Financing Sources	15,592,870	15,600,619	67,697,552	33,586,987	103,258,278	69,671,291
<b>Total Revenue</b>	<b>18,162,130</b>	<b>16,873,374</b>	<b>71,876,728</b>	<b>34,116,277</b>	<b>107,490,810</b>	<b>73,374,533</b>
Fund Balance	4,668,538	5,839,745	6,403,499	4,392,272	6,937,861	2,545,589
<b>Total Sources</b>	<b>22,830,668</b>	<b>22,713,119</b>	<b>78,280,227</b>	<b>38,508,549</b>	<b>114,428,671</b>	<b>75,920,122</b>
<b>Requirements</b>						
Services and Supplies	6,474,346	11,524,099	—	—	—	—
Other Charges	—	—	—	—	5	5
Fixed Assets	10,516,577	4,785,521	73,887,955	32,939,939	109,964,098	77,024,159
<b>Gross Appropriations</b>	<b>16,990,923</b>	<b>16,309,620</b>	<b>73,887,955</b>	<b>32,939,939</b>	<b>109,964,103</b>	<b>77,024,164</b>
Intrafund Transfers						
<b>Net Appropriations</b>	<b>16,990,923</b>	<b>16,309,620</b>	<b>73,887,955</b>	<b>32,939,939</b>	<b>109,964,103</b>	<b>77,024,164</b>
Contingencies/Dept Reserves	5,839,745	6,403,499	4,392,272	5,568,610	4,464,568	(1,104,042)
<b>Total Requirements</b>	<b>22,830,668</b>	<b>22,713,119</b>	<b>78,280,227</b>	<b>38,508,549</b>	<b>114,428,671</b>	<b>75,920,122</b>
<b>Net County Cost</b>	<b>—</b>	<b>—</b>	<b>—</b>	<b>—</b>	<b>—</b>	<b>—</b>

## Capital Projects (8500P)

### Resource Allocation Summary

	Actual 2017-18	Actual 2018-19	Adopted 2019-20	Revised 2020-21	Recomm 2020-21	Change 2020-21
Total Sources	22,830,668	22,713,119	78,280,227	38,508,549	114,428,671	75,920,122
Total Requirements	22,830,668	22,713,119	78,280,227	38,508,549	114,428,671	75,920,122
Net County Cost	—	—	—	—	—	—

**1. Adjustments to Provide Current Level Services:** Budget adjustments are made to rollover estimated unused capital project appropriations from FY 2019-20. Adjustments are also made to facilities surcharge revenue and increases in internal service charges. As a one-time funding source, Fund Balance is removed from the Current Level Budget. Net funding adjustments in FY 2020-21 total \$0.

	CLB Funding Adjustments FY 2020-21
Sources	53,174,933
<b>Requirements</b>	
Gross Appropriations	57,252,836
Intrafund Transfers	—
Contingencies/Dept Reserves	(4,077,903)
Net County Cost	—
Positions	—

**2. Capital Improvement Projects:** Adjustments are made to appropriations based on updated cost estimates for projects already included in the FY 2020-21 Recommended Budget. In addition, appropriations are made for new projects, including SMMC Install Nurse Call System, Countywide ADA Improvements, and Countywide Elevator Upgrades. Additional detail on capital projects adjustments is shown in the Capital Projects Summary.

	RLB Funding Adjustments FY 2020-21
Sources	12,104,086
<b>Requirements</b>	
Gross Appropriations	16,068,086
Intrafund Transfers	—
Contingencies/Dept Reserves	(3,964,000)
Net County Cost	—
Positions	—

**3. Fund Balance Adjustment:** This action reappropriates Fund Balance from the prior year to Reserves and includes adjustments to Year-End Fund Balance.

RLB Funding Adjustments FY 2020-21	
Sources	6,937,861
<b>Requirements</b>	
Gross Appropriations	—
Intrafund Transfers	—
Contingencies/Dept Reserves	6,937,861
Net County Cost	—
Positions	—

**4. Measure K Rollover: Capital Projects:** District-specific Measure K revenues and offsetting expenditures for various projects, including CSA-7 Infrastructure Replacement, are adjusted based on estimated carry-forward from FY 2019-20.

RLB Funding Adjustments FY 2020-21	
Sources	3,703,242
<b>Requirements</b>	
Gross Appropriations	3,703,242
Intrafund Transfers	—
Net County Cost	—
Positions	—

### FY 2020-21 Total Funding Adjustments

Total Funding Adjustments	
Sources	75,920,122
<b>Requirements</b>	
Gross Appropriations	77,024,164
Intrafund Transfers	—
Contingencies/Dept Reserves	(1,104,042)
Net County Cost	—
Positions	—

## Accumulated Capital Outlay Fund (8200B)

### All Funds FY 2020-21 Budget Unit Summary

	Actual 2017-18	Actual 2018-19	Adopted 2019-20	Revised 2020-21	Recomm 2020-21	Change 2020-21
<b>Sources</b>						
Use of Money and Property	1,188,907	1,885,147	500,000	500,000	500,000	—
Intergovernmental Revenues	—	—	—	—	668,000	668,000
<b>Total Revenue</b>	<b>1,188,907</b>	<b>1,885,147</b>	<b>500,000</b>	<b>500,000</b>	<b>1,168,000</b>	<b>668,000</b>
Fund Balance	85,299,230	84,786,892	86,672,039	84,786,892	84,786,892	—
<b>Total Sources</b>	<b>86,488,137</b>	<b>86,672,039</b>	<b>87,172,039</b>	<b>85,286,892</b>	<b>85,954,892</b>	<b>668,000</b>
<b>Requirements</b>						
Other Financing Uses	1,701,245	—	45,900,000	45,900,000	45,900,000	—
<b>Gross Appropriations</b>	<b>1,701,245</b>	<b>—</b>	<b>45,900,000</b>	<b>45,900,000</b>	<b>45,900,000</b>	<b>—</b>
Intrafund Transfers						
<b>Net Appropriations</b>	<b>1,701,245</b>	<b>—</b>	<b>45,900,000</b>	<b>45,900,000</b>	<b>45,900,000</b>	<b>—</b>
Contingencies/Dept Reserves	—	—	1,885,147	—	—	—
Non-General Fund Reserves	84,786,892	86,672,039	39,386,892	39,386,892	40,054,892	668,000
<b>Total Requirements</b>	<b>86,488,137</b>	<b>86,672,039</b>	<b>87,172,039</b>	<b>85,286,892</b>	<b>85,954,892</b>	<b>668,000</b>
<b>Net County Cost</b>	<b>—</b>	<b>—</b>	<b>—</b>	<b>—</b>	<b>—</b>	<b>—</b>



## Accumulated Capital Outlay Fund (8200P)

### Resource Allocation Summary

	Actual 2017-18	Actual 2018-19	Adopted 2019-20	Revised 2020-21	Recomm 2020-21	Change 2020-21
Total Sources	86,488,137	86,672,039	87,172,039	85,286,892	85,954,892	668,000
Total Requirements	86,488,137	86,672,039	87,172,039	85,286,892	85,954,892	668,000
Net County Cost	—	—	—	—	—	—

**1. Adjustments to Provide Current Level Services:** Budget adjustments are made to reflect current costs for existing levels of service in FY 2020-21. As a one-time funding source, Fund Balance is removed from the Current Level Budget. Net funding adjustments in FY 2020-21 total \$84,786,892.

	CLB Funding Adjustments FY 2020-21
Sources	(84,118,892)
<b>Requirements</b>	
Gross Appropriations	—
Intrafund Transfers	—
Non-General Fund Reserves	668,000
Net County Cost	84,786,892
Positions	—

**2. Fund Balance Adjustment:** This action re-appropriates Fund Balance from the prior year and includes adjustments to Year-End Fund Balance.

	RLB Funding Adjustments FY 2020-21
Sources	84,786,892
<b>Requirements</b>	
Gross Appropriations	—
Intrafund Transfers	—
Net County Cost	(84,786,892)
Positions	—

## FY 2020-21 Total Funding Adjustments

	Total Funding Adjustments
Sources	668,000
Requirements	
Gross Appropriations	—
Intrafund Transfers	—
Non-General Fund Reserves	668,000
Net County Cost	—
Positions	—

## Courthouse Construction Fund (8300B)

### All Funds FY 2020-21 Budget Unit Summary

	Actual 2017-18	Actual 2018-19	Adopted 2019-20	Revised 2020-21	Recomm 2020-21	Change 2020-21
<b>Sources</b>						
Use of Money and Property	(2,143)	(6,342)	—	—	—	—
Charges for Services	1,080,286	1,017,187	900,000	900,000	900,000	—
Interfund Revenue	—	—	464,422	464,422	464,422	—
Other Financing Sources	—	174,138	—	—	—	—
<b>Total Revenue</b>	<b>1,078,143</b>	<b>1,184,983</b>	<b>1,364,422</b>	<b>1,364,422</b>	<b>1,364,422</b>	<b>—</b>
Fund Balance	172,725	32,437	(1,415)	32,437	32,437	—
<b>Total Sources</b>	<b>1,250,868</b>	<b>1,217,420</b>	<b>1,363,007</b>	<b>1,396,859</b>	<b>1,396,859</b>	<b>—</b>
<b>Requirements</b>						
Other Financing Uses	1,218,431	1,218,836	1,363,007	1,364,422	1,364,422	—
<b>Gross Appropriations</b>	<b>1,218,431</b>	<b>1,218,836</b>	<b>1,363,007</b>	<b>1,364,422</b>	<b>1,364,422</b>	<b>—</b>
Intrafund Transfers						
<b>Net Appropriations</b>	<b>1,218,431</b>	<b>1,218,836</b>	<b>1,363,007</b>	<b>1,364,422</b>	<b>1,364,422</b>	<b>—</b>
Contingencies/Dept Reserves	—	—	—	—	32,437	32,437
Non-General Fund Reserves	32,437	(1,415)	—	32,437	—	(32,437)
<b>Total Requirements</b>	<b>1,250,868</b>	<b>1,217,421</b>	<b>1,363,007</b>	<b>1,396,859</b>	<b>1,396,859</b>	<b>—</b>
<b>Net County Cost</b>	<b>—</b>	<b>—</b>	<b>—</b>	<b>—</b>	<b>—</b>	<b>—</b>

## Courthouse Construction Fund (8300P)

### Resource Allocation Summary

	Actual 2017-18	Actual 2018-19	Adopted 2019-20	Revised 2020-21	Recomm 2020-21	Change 2020-21
Total Sources	1,250,868	1,217,420	1,363,007	1,396,859	1,396,859	—
Total Requirements	1,250,868	1,217,421	1,363,007	1,396,859	1,396,859	—
Net County Cost	—	—	—	—	—	—

**1. Adjustments to Provide Current Level Services:** Budget adjustments are made to reflect current costs for existing levels of service in FY 2020-21. As a one-time funding source, Fund Balance is removed from the Current Level Budget. Net funding adjustments in FY 2020-21 total \$0.

	CLB Funding Adjustments FY 2020-21
Sources	(32,437)
<b>Requirements</b>	
Gross Appropriations	—
Intrafund Transfers	—
Non-General Fund Reserves	(32,437)
Net County Cost	—
Positions	—

**2. Fund Balance Adjustment:** This action re-appropriates Fund Balance from the prior year and includes adjustments to Year-End Fund Balance.

	RLB Funding Adjustments FY 2020-21
Sources	32,437
<b>Requirements</b>	
Gross Appropriations	—
Intrafund Transfers	—
Contingencies/Dept Reserves	32,437
Net County Cost	—
Positions	—

**FY 2020-21 Total Funding Adjustments**

	<b>Total Funding Adjustments</b>
Sources	—
Requirements	
Gross Appropriations	—
Intrafund Transfers	—
Contingencies/Dept Reserves	32,437
Non-General Fund Reserves	(32,437)
Net County Cost	—
Positions	—

## Criminal Justice Construction Fund (8400B)

### All Funds FY 2020-21 Budget Unit Summary

	Actual 2017-18	Actual 2018-19	Adopted 2019-20	Revised 2020-21	Recomm 2020-21	Change 2020-21
<b>Sources</b>						
Use of Money and Property	26,928	43,032	18,000	18,000	18,000	—
Charges for Services	1,080,610	1,017,384	900,000	900,000	900,000	—
<b>Total Revenue</b>	<b>1,107,538</b>	<b>1,060,416</b>	<b>918,000</b>	<b>918,000</b>	<b>918,000</b>	<b>—</b>
Fund Balance	1,504,465	1,512,003	1,472,419	1,290,419	1,290,419	—
<b>Total Sources</b>	<b>2,612,003</b>	<b>2,572,419</b>	<b>2,390,419</b>	<b>2,208,419</b>	<b>2,208,419</b>	<b>—</b>
<b>Requirements</b>						
Other Financing Uses	1,100,000	1,100,000	1,100,000	1,100,000	1,100,000	—
<b>Gross Appropriations</b>	<b>1,100,000</b>	<b>1,100,000</b>	<b>1,100,000</b>	<b>1,100,000</b>	<b>1,100,000</b>	<b>—</b>
Intrafund Transfers						
<b>Net Appropriations</b>	<b>1,100,000</b>	<b>1,100,000</b>	<b>1,100,000</b>	<b>1,100,000</b>	<b>1,100,000</b>	<b>—</b>
Contingencies/Dept Reserves	—	—	—	—	—	—
Non-General Fund Reserves	1,512,003	1,472,419	1,290,419	1,108,419	1,108,419	—
<b>Total Requirements</b>	<b>2,612,003</b>	<b>2,572,419</b>	<b>2,390,419</b>	<b>2,208,419</b>	<b>2,208,419</b>	<b>—</b>
<b>Net County Cost</b>	<b>—</b>	<b>—</b>	<b>—</b>	<b>—</b>	<b>—</b>	<b>—</b>

## Criminal Justice Construction Fund (8400P)

### Resource Allocation Summary

	Actual 2017-18	Actual 2018-19	Adopted 2019-20	Revised 2020-21	Recomm 2020-21	Change 2020-21
Total Sources	2,612,003	2,572,419	2,390,419	2,208,419	2,208,419	—
Total Requirements	2,612,003	2,572,419	2,390,419	2,208,419	2,208,419	—
Net County Cost	—	—	—	—	—	—

**1. Adjustments to Provide Current Level Services:** Budget adjustments are made to reflect current costs for existing levels of service in FY 2020-21. As a one-time funding source, Fund Balance is removed from the Current Level Budget. Net funding adjustments in FY 2020-21 total \$1,290,419.

	CLB Funding Adjustments FY 2020-21
Sources	(1,290,419)
<b>Requirements</b>	
Gross Appropriations	—
Intrafund Transfers	—
Net County Cost	1,290,419
Positions	—

**2. Fund Balance Adjustment:** This action re-appropriates Fund Balance from the prior year and includes adjustments to Year-End Fund Balance.

	RLB Funding Adjustments FY 2020-21
Sources	1,290,419
<b>Requirements</b>	
Gross Appropriations	—
Intrafund Transfers	—
Net County Cost	(1,290,419)
Positions	—

**FY 2020-21 Total Funding Adjustments**

	<b>Total Funding Adjustments</b>
Sources	—
Requirements	
Gross Appropriations	—
Intrafund Transfers	—
Net County Cost	—
Positions	—



## Real Property Services (1220B)

### All Funds FY 2020-21 Budget Unit Summary

	Actual 2017-18	Actual 2018-19	Adopted 2019-20	Revised 2020-21	Recomm 2020-21	Change 2020-21
<b>Sources</b>						
Use of Money and Property	437,069	374,136	444,041	446,165	468,928	22,763
Charges for Services	—	—	—	—	—	—
Interfund Revenue	2,832,684	2,714,653	3,088,793	3,149,367	3,345,570	196,203
Miscellaneous Revenue	3,504	17,135	50,000	50,000	50,000	—
<b>Total Revenue</b>	<b>3,273,257</b>	<b>3,105,924</b>	<b>3,582,834</b>	<b>3,645,532</b>	<b>3,864,498</b>	<b>218,966</b>
Fund Balance	1,386,719	1,126,672	922,826	902,826	902,826	—
<b>Total Sources</b>	<b>4,659,976</b>	<b>4,232,596</b>	<b>4,505,660</b>	<b>4,548,358</b>	<b>4,767,324</b>	<b>218,966</b>
<b>Requirements</b>						
Salaries and Benefits	733,951	702,415	899,489	950,331	984,849	34,518
Services and Supplies	222,177	323,610	522,225	502,975	402,975	(100,000)
Other Charges	18,867,871	18,806,536	19,559,357	19,812,536	20,329,339	516,803
Other Financing Uses	18,245	18,177	27,909	28,247	29,216	969
<b>Gross Appropriations</b>	<b>19,842,244</b>	<b>19,850,738</b>	<b>21,008,980</b>	<b>21,294,089</b>	<b>21,746,379</b>	<b>452,290</b>
Intrafund Transfers	(16,308,940)	(16,540,968)	(17,406,146)	(17,648,557)	(17,881,881)	(233,324)
<b>Net Appropriations</b>	<b>3,533,304</b>	<b>3,309,770</b>	<b>3,602,834</b>	<b>3,645,532</b>	<b>3,864,498</b>	<b>218,966</b>
Contingencies/Dept Reserves	1,126,672	922,826	902,826	902,826	902,826	—
<b>Total Requirements</b>	<b>4,659,976</b>	<b>4,232,596</b>	<b>4,505,660</b>	<b>4,548,358</b>	<b>4,767,324</b>	<b>218,966</b>
<b>Net County Cost</b>	<b>—</b>	<b>—</b>	<b>—</b>	<b>—</b>	<b>—</b>	<b>—</b>
Salary Resolution	4.0	4.0	5.0	5.0	5.0	—
Funded FTE	4.0	4.0	4.5	4.5	5.0	0.5

## Real Property Services (1220P)

### Resource Allocation Summary

	Actual 2017-18	Actual 2018-19	Adopted 2019-20	Revised 2020-21	Recomm 2020-21	Change 2020-21
Total Sources	4,659,976	4,232,596	4,505,660	4,548,358	4,767,324	218,966
Total Requirements	4,659,976	4,232,596	4,505,660	4,548,358	4,767,324	218,966
Net County Cost	—	—	—	—	—	—
Salary Resolution	4.0	4.0	5.0	5.0	5.0	—
Funded FTE	4.0	4.0	4.5	4.5	5.0	0.5

**1. Adjustments to Provide Current Level Services:** Budget adjustments are made to reflect current costs for existing levels of service and performance in FY 2020-21, including: salary and benefit changes, including merit increases and adjustments to retiree health contributions; increases in internal service charges; and elimination of one-time revenues and expenditures. Net funding adjustments in FY 2020-21 total \$902,826.

	CLB Funding Adjustments FY 2020-21
Sources	(683,860)
<b>Requirements</b>	
Gross Appropriations	452,290
Intrafund Transfers	(233,324)
Net County Cost	902,826
Positions	—

**2. Fund Balance Adjustment:** This action re-appropriates Fund Balance from the prior year and includes adjustments to Year-End Fund Balance.

	RLB Funding Adjustments FY 2020-21
Sources	902,826
<b>Requirements</b>	
Gross Appropriations	—
Intrafund Transfers	—
Net County Cost	(902,826)
Positions	—

**FY 2020-21 Total Funding Adjustments**

	<b>Total Funding Adjustments</b>
Sources	218,966
Requirements	
Gross Appropriations	452,290
Intrafund Transfers	(233,324)
Net County Cost	—
Positions	—

## Agricultural Commissioner/Sealer (1260B)

### All Funds FY 2020-21 Budget Unit Summary

	Actual 2017-18	Actual 2018-19	Adopted 2019-20	Revised 2020-21	Recomm 2020-21	Change 2020-21
<b>Sources</b>						
Taxes	—	—	153,633	153,633	153,633	—
Licenses, Permits and Franchises	657,669	645,112	737,900	737,900	737,900	—
Fines, Forfeitures and Penalties	19,360	17,313	—	—	—	—
Intergovernmental Revenues	2,501,177	3,205,558	3,446,896	3,446,896	3,446,896	—
Charges for Services	91,047	88,662	122,200	122,200	122,200	—
Interfund Revenue	1,130	831	831	831	831	—
Miscellaneous Revenue	12,627	415	—	—	—	—
<b>Total Revenue</b>	<b>3,283,009</b>	<b>3,957,891</b>	<b>4,461,460</b>	<b>4,461,460</b>	<b>4,461,460</b>	<b>—</b>
Fund Balance	552,934	643,010	494,574	355,511	775,826	420,315
<b>Total Sources</b>	<b>3,835,943</b>	<b>4,600,901</b>	<b>4,956,034</b>	<b>4,816,971</b>	<b>5,237,286</b>	<b>420,315</b>
<b>Requirements</b>						
Salaries and Benefits	4,240,189	4,463,544	5,604,697	5,809,162	5,873,497	64,335
Services and Supplies	289,789	595,563	1,033,755	1,025,834	1,059,326	33,492
Other Charges	780,414	1,336,600	744,988	632,473	640,205	7,732
Other Financing Uses	4,381	3,801	4,005	4,150	8,365	4,215
<b>Gross Appropriations</b>	<b>5,314,772</b>	<b>6,399,509</b>	<b>7,387,445</b>	<b>7,471,619</b>	<b>7,581,393</b>	<b>109,774</b>
Intrafund Transfers						
<b>Net Appropriations</b>	<b>5,314,772</b>	<b>6,399,509</b>	<b>7,387,445</b>	<b>7,471,619</b>	<b>7,581,393</b>	<b>109,774</b>
Contingencies/Dept Reserves	355,511	355,511	355,511	355,511	512,247	156,736
Non-General Fund Reserves	—	—	—	—	—	—
<b>Total Requirements</b>	<b>5,670,283</b>	<b>6,755,020</b>	<b>7,742,956</b>	<b>7,827,130</b>	<b>8,093,640</b>	<b>266,510</b>
<b>Net County Cost</b>	<b>1,834,341</b>	<b>2,154,119</b>	<b>2,786,922</b>	<b>3,010,159</b>	<b>2,856,354</b>	<b>(153,805)</b>
Salary Resolution	30.0	30.0	30.0	30.0	30.0	—
Funded FTE	29.6	30.0	29.7	29.7	29.4	(0.3)

## Agricultural Commissioner/Sealer (1260P)

### Resource Allocation Summary

	Actual 2017-18	Actual 2018-19	Adopted 2019-20	Revised 2020-21	Recomm 2020-21	Change 2020-21
Total Sources	3,835,943	4,600,901	4,956,034	4,816,971	5,237,286	420,315
Total Requirements	5,670,283	6,755,020	7,742,956	7,827,130	8,093,640	266,510
Net County Cost	1,834,341	2,154,119	2,786,922	3,010,159	2,856,354	(153,805)
Salary Resolution	30.0	30.0	30.0	30.0	30.0	—
Funded FTE	29.6	30.0	29.7	29.7	29.4	(0.3)

**1. Adjustments to Provide Current Level Services:** Budget adjustments are made to reflect current costs for existing levels of service and performance in FY 2020-21, including: salary and benefit changes, including merit increases and adjustments to retiree health contributions; increases in internal service charges; and elimination of one-time revenues and expenditures. As a one-time funding source, Fund Balance is removed from the Current Level Budget. Net funding adjustments in FY 2020-21 total (\$153,805).

	CLB Funding Adjustments FY 2020-21
Sources	(355,511)
<b>Requirements</b>	
Gross Appropriations	(153,805)
Intrafund Transfers	—
Contingencies/Dept Reserves	(355,511)
Net County Cost	(153,805)
Positions	—

**2. Fund Balance Adjustment:** This action re-appropriates Fund Balance from the prior year and includes adjustments to Year-End Fund Balance.

	RLB Funding Adjustments FY 2020-21
Sources	775,826
<b>Requirements</b>	
Gross Appropriations	263,579
Intrafund Transfers	—
Contingencies/Dept Reserves	512,247
Net County Cost	—
Positions	—

**3. Addition of Biologist Specialist and Removal of Pest Detection Sup:** Changes to the scope of work and program management responsibilities under the Pest Detection program warranted a shift of the Pest Detection Supervisor position to a Program Services Manager position. An overfill of a vacant Biologist position was used to recruit for the Program Services Manager. The budget is updated to reflect the deletion of the Pest Detection Supervisor position and the readjustment to the vacant Biologist position that was used in the overfill. The Program Services Manager position is already reflected in the budget. The increase in cost is offset by a decrease in other expenditures and there the net adjustment is \$0.

RLB Funding Adjustments FY 2020-21	
Sources	—
Requirements	
Gross Appropriations	—
Intrafund Transfers	—
Net County Cost	—
Positions	—

### FY 2020-21 Total Funding Adjustments

Total Funding Adjustments	
Sources	420,315
Requirements	
Gross Appropriations	109,774
Intrafund Transfers	—
Contingencies/Dept Reserves	156,736
Net County Cost	(153,805)
Positions	—

## Public Safety Communications (1240B)

### All Funds FY 2020-21 Budget Unit Summary

	Actual 2017-18	Actual 2018-19	Adopted 2019-20	Revised 2020-21	Recomm 2020-21	Change 2020-21
<b>Sources</b>						
Intergovernmental Revenues	3,116,432	2,986,715	5,624,960	2,986,715	2,986,715	—
Charges for Services	6,350,156	7,538,236	7,276,048	7,412,244	7,707,715	295,471
Interfund Revenue	—	—	—	—	—	—
Miscellaneous Revenue	182,518	91,956	100,000	100,000	100,000	—
<b>Total Revenue</b>	<b>9,649,106</b>	<b>10,616,907</b>	<b>13,001,008</b>	<b>10,498,959</b>	<b>10,794,430</b>	<b>295,471</b>
Fund Balance	1,672,701	2,623,057	514,088	1,047,068	1,824,805	777,737
<b>Total Sources</b>	<b>11,321,807</b>	<b>13,239,964</b>	<b>13,515,096</b>	<b>11,546,027</b>	<b>12,619,235</b>	<b>1,073,208</b>
<b>Requirements</b>						
Salaries and Benefits	11,895,687	12,505,443	15,277,223	14,862,588	14,260,898	(601,690)
Services and Supplies	663,484	1,973,358	2,739,194	1,800,973	2,580,973	780,000
Other Charges	652,385	624,953	1,278,217	1,310,055	1,040,934	(269,121)
Fixed Assets	52,567	640,279	575,000	575,000	575,000	—
Other Financing Uses	48,627	46,555	69,372	71,180	72,383	1,203
<b>Gross Appropriations</b>	<b>13,312,749</b>	<b>15,790,588</b>	<b>19,939,006</b>	<b>18,619,796</b>	<b>18,530,188</b>	<b>(89,608)</b>
Intrafund Transfers	(300,458)	(118,153)	(620,445)	(620,445)	(350,000)	270,445
<b>Net Appropriations</b>	<b>13,012,291</b>	<b>15,672,435</b>	<b>19,318,561</b>	<b>17,999,351</b>	<b>18,180,188</b>	<b>180,837</b>
Contingencies/Dept Reserves	445,063	517,792	1,047,068	1,047,068	1,047,068	—
<b>Total Requirements</b>	<b>13,457,354</b>	<b>16,190,227</b>	<b>20,365,629</b>	<b>19,046,419</b>	<b>19,227,256</b>	<b>180,837</b>
<b>Net County Cost</b>	<b>2,135,547</b>	<b>2,950,263</b>	<b>6,850,533</b>	<b>7,500,392</b>	<b>6,608,021</b>	<b>(892,371)</b>
Salary Resolution	74.0	74.0	75.0	75.0	75.0	—
Funded FTE	74.0	74.0	75.0	75.0	75.0	—

## Public Safety Communications (1240P)

### Resource Allocation Summary

	Actual 2017-18	Actual 2018-19	Adopted 2019-20	Revised 2020-21	Recomm 2020-21	Change 2020-21
Total Sources	11,321,807	13,239,964	13,515,096	11,546,027	12,619,235	1,073,208
Total Requirements	13,457,354	16,190,227	20,365,629	19,046,419	19,227,256	180,837
Net County Cost	2,135,547	2,950,263	6,850,533	7,500,392	6,608,021	(892,371)
Salary Resolution	74.0	74.0	75.0	75.0	75.0	—
Funded FTE	74.0	74.0	75.0	75.0	75.0	—

**1. Adjustments to Provide Current Level Services:** Budget adjustments are made to reflect current costs for existing levels of service and performance in FY 2020-21, including: salary and benefit changes, including merit increases and adjustments to retiree health contributions; increases in internal service charges; and elimination of one-time revenues and expenditures. Adjustments are also made to correct the use of Intrafund Transfers and Interfund Revenue based on accounting changes. As a one-time funding source, Fund Balance is removed from the Current Level Budget. Net funding adjustments in FY 2020-21 total \$182,434.

	CLB Funding Adjustments FY 2020-21
Sources	(751,597)
<b>Requirements</b>	
Gross Appropriations	(839,608)
Intrafund Transfers	270,445
Net County Cost	182,434
Positions	—

**2. Fund Balance Adjustment:** This action re-appropriates Fund Balance from the prior year and includes adjustments to year end Fund Balance.

	RLB Funding Adjustments FY 2020-21
Sources	1,824,805
<b>Requirements</b>	
Gross Appropriations	750,000
Intrafund Transfers	—
Net County Cost	(1,074,805)
Positions	—



**FY 2020-21 Total Funding Adjustments**

	<b>Total Funding Adjustments</b>
Sources	1,073,208
Requirements	
Gross Appropriations	(89,608)
Intrafund Transfers	270,445
Net County Cost	(892,371)
Positions	—

## Message Switch (1940B)

### All Funds FY 2020-21 Budget Unit Summary

	Actual 2017-18	Actual 2018-19	Adopted 2019-20	Revised 2020-21	Recomm 2020-21	Change 2020-21
<b>Sources</b>						
Charges for Services	496,113	486,738	481,795	481,795	470,034	(11,761)
Interfund Revenue	2,372	2,174	927	927	501	(426)
<b>Total Revenue</b>	<b>498,485</b>	<b>488,912</b>	<b>482,722</b>	<b>482,722</b>	<b>470,535</b>	<b>(12,187)</b>
Fund Balance	845,845	943,350	961,231	875,947	876,219	272
<b>Total Sources</b>	<b>1,344,330</b>	<b>1,432,262</b>	<b>1,443,953</b>	<b>1,358,669</b>	<b>1,346,754</b>	<b>(11,915)</b>
<b>Requirements</b>						
Services and Supplies	387,492	489,172	490,470	478,067	494,888	16,821
Other Charges	199,340	177,583	207,644	211,908	201,886	(10,022)
Fixed Assets	—	—	72,000	—	50,000	50,000
<b>Gross Appropriations</b>	<b>586,833</b>	<b>666,755</b>	<b>770,114</b>	<b>689,975</b>	<b>746,774</b>	<b>56,799</b>
Intrafund Transfers	(185,853)	(195,724)	(202,108)	(202,108)	(214,297)	(12,189)
<b>Net Appropriations</b>	<b>400,980</b>	<b>471,031</b>	<b>568,006</b>	<b>487,867</b>	<b>532,477</b>	<b>44,610</b>
Contingencies/Dept Reserves	943,350	961,231	875,947	870,802	871,074	272
<b>Total Requirements</b>	<b>1,344,330</b>	<b>1,432,262</b>	<b>1,443,953</b>	<b>1,358,669</b>	<b>1,403,551</b>	<b>44,882</b>
<b>Net County Cost</b>	<b>—</b>	<b>—</b>	<b>—</b>	<b>—</b>	<b>56,797</b>	<b>56,797</b>

## Message Switch (1940P)

### Resource Allocation Summary

	Actual 2017-18	Actual 2018-19	Adopted 2019-20	Revised 2020-21	Recomm 2020-21	Change 2020-21
Total Sources	1,344,330	1,432,262	1,443,953	1,358,669	1,346,754	(11,915)
Total Requirements	1,344,330	1,432,262	1,443,953	1,358,669	1,403,551	44,882
Net County Cost	—	—	—	—	56,797	56,797

**1. Adjustments to Provide Current Level Services:** Budget adjustments are made to reflect current costs for existing levels of service and performance in FY 2020-21 including decreases in internal service charges. Adjustments are also made to correct the use of Intrafund Transfers and Interfund Revenue based on distribution of 2019 Message Usage counts. As a one-time funding source, Fund Balance is removed from the Current Level Budget. Net funding adjustments in FY 2020-21 total \$875,244.

	CLB Funding Adjustments FY 2020-21
Sources	(888,134)
<b>Requirements</b>	
Gross Appropriations	(701)
Intrafund Transfers	(12,189)
Contingencies/Dept Reserves	—
Net County Cost	875,244
Positions	—

**2. Fund Balance Adjustment:** This action re-appropriates Fund Balance from the prior year and includes adjustments to Year-End Fund Balance.

	RLB Funding Adjustments FY 2020-21
Sources	876,219
<b>Requirements</b>	
Gross Appropriations	—
Intrafund Transfers	—
Contingencies/Dept Reserves	272
Net County Cost	(875,947)
Positions	—

**3. Relocation of the Message Switch:** Labor and equipment charges due to relocation of the Message Switch equipment to the new Regional Operations Center.

<b>RLB Funding Adjustments FY 2020-21</b>	
Sources	—
<b>Requirements</b>	
Gross Appropriations	57,500
Intrafund Transfers	—
Net County Cost	57,500
Positions	—

**FY 2020-21 Total Funding Adjustments**

<b>Total Funding Adjustments</b>	
Sources	(11,915)
<b>Requirements</b>	
Gross Appropriations	56,799
Intrafund Transfers	(12,189)
Contingencies/Dept Reserves	272
Net County Cost	56,797
Positions	—

## Structural Fire (3550B)

### All Funds FY 2020-21 Budget Unit Summary

	Actual 2017-18	Actual 2018-19	Adopted 2019-20	Revised 2020-21	Recomm 2020-21	Change 2020-21
<b>Sources</b>						
Taxes	7,160,729	7,628,798	9,672,230	8,895,948	8,895,948	—
Use of Money and Property	199,058	317,717	122,483	122,483	122,483	—
Intergovernmental Revenues	2,219,470	2,127,224	2,450,578	2,340,578	2,390,578	50,000
Charges for Services	270,683	283,769	260,500	260,500	260,500	—
Miscellaneous Revenue	68,616	42,878	18,683	18,683	18,683	—
<b>Total Revenue</b>	<b>9,918,555</b>	<b>10,400,386</b>	<b>12,524,474</b>	<b>11,638,192</b>	<b>11,688,192</b>	<b>50,000</b>
Fund Balance	8,177,077	9,398,269	10,620,060	7,513,148	8,804,268	1,291,120
<b>Total Sources</b>	<b>18,095,632</b>	<b>19,798,655</b>	<b>23,144,534</b>	<b>19,151,340</b>	<b>20,492,460</b>	<b>1,341,120</b>
<b>Requirements</b>						
Services and Supplies	—	—	—	—	—	—
Other Charges	—	—	—	—	26	26
Other Financing Uses	8,697,362	9,178,595	15,640,386	14,595,304	14,831,277	235,973
<b>Gross Appropriations</b>	<b>8,697,362</b>	<b>9,178,595</b>	<b>15,640,386</b>	<b>14,595,304</b>	<b>14,831,303</b>	<b>235,999</b>
Intrafund Transfers						
<b>Net Appropriations</b>	<b>8,697,362</b>	<b>9,178,595</b>	<b>15,640,386</b>	<b>14,595,304</b>	<b>14,831,303</b>	<b>235,999</b>
Non-General Fund Reserves	9,398,269	10,620,059	7,504,148	4,556,036	5,661,157	1,105,121
<b>Total Requirements</b>	<b>18,095,632</b>	<b>19,798,654</b>	<b>23,144,534</b>	<b>19,151,340</b>	<b>20,492,460</b>	<b>1,341,120</b>
<b>Net County Cost</b>	<b>—</b>	<b>—</b>	<b>—</b>	<b>—</b>	<b>—</b>	<b>—</b>

## Structural Fire (3550P)

### Resource Allocation Summary

	Actual 2017-18	Actual 2018-19	Adopted 2019-20	Revised 2020-21	Recomm 2020-21	Change 2020-21
Total Sources	18,095,632	19,798,655	23,144,534	19,151,340	20,492,460	1,341,120
Total Requirements	18,095,632	19,798,654	23,144,534	19,151,340	20,492,460	1,341,120
Net County Cost	—	—	—	—	—	—

**1. Adjustments to Provide Current Level Services:** Budget adjustments are made to reflect current costs for existing levels of service and performance in FY 2020-21, including: increases in internal service charges and elimination of one-time revenues and expenditures. As a one-time funding source, Fund Balance is removed from the Current Level Budget. Net funding adjustments in FY 2020-21 total \$0.

	CLB Funding Adjustments FY 2020-21
Sources	(7,513,148)
<b>Requirements</b>	
Gross Appropriations	(2,957,112)
Intrafund Transfers	—
Non-General Fund Reserves	(4,556,036)
Net County Cost	—
Positions	—

**2. Supervisor Vehicle American Medical Response Grant:** American Medical Response grant funding is transferred from Structural Fire to Fire Protection for the purchase of one Supervisor vehicle.

	RLB Funding Adjustments FY 2020-21
Sources	50,000
<b>Requirements</b>	
Gross Appropriations	50,000
Intrafund Transfers	—
Net County Cost	—
Positions	—

**3. Fund Balance Adjustment :** This action re-appropriates Fund Balance from the prior year and includes adjustments to Year-End Fund Balance.

<b>RLB Funding Adjustments FY 2020-21</b>	
Sources	8,804,268
<b>Requirements</b>	
Gross Appropriations	3,143,111
Intrafund Transfers	—
Non-General Fund Reserves	5,661,157
Net County Cost	—
Positions	—

### **FY 2020-21 Total Funding Adjustments**

<b>Total Funding Adjustments</b>	
Sources	1,341,120
<b>Requirements</b>	
Gross Appropriations	235,999
Intrafund Transfers	—
Non-General Fund Reserves	1,105,121
Net County Cost	—
Positions	—

## Fire Protection Services (3580B)

### All Funds FY 2020-21 Budget Unit Summary

	Actual 2017-18	Actual 2018-19	Adopted 2019-20	Revised 2020-21	Recomm 2020-21	Change 2020-21
<b>Sources</b>						
Taxes	1,020,012	632,459	3,722,272	1,500,000	1,500,000	—
Interfund Revenue	—	—	—	—	—	—
Miscellaneous Revenue	—	361,484	—	—	—	—
Other Financing Sources	8,697,362	9,178,595	15,631,386	14,827,304	15,513,277	685,973
<b>Total Revenue</b>	<b>9,717,374</b>	<b>10,172,539</b>	<b>19,353,658</b>	<b>16,327,304</b>	<b>17,013,277</b>	<b>685,973</b>
<b>Total Sources</b>	<b>9,717,374</b>	<b>10,172,539</b>	<b>19,353,658</b>	<b>16,327,304</b>	<b>17,013,277</b>	<b>685,973</b>
<b>Requirements</b>						
Salaries and Benefits	1,802	1,138	741	741	741	—
Services and Supplies	8,410,871	9,250,289	14,308,807	14,043,173	14,228,173	185,000
Other Charges	224,623	88,720	776,812	356,262	746,373	390,111
Fixed Assets	767,008	516,836	3,840,170	1,500,000	1,616,000	116,000
Other Financing Uses	313,070	315,556	403,092	403,092	397,954	(5,138)
<b>Gross Appropriations</b>	<b>9,717,374</b>	<b>10,172,539</b>	<b>19,329,622</b>	<b>16,303,268</b>	<b>16,989,241</b>	<b>685,973</b>
Intrafund Transfers	—	—	24,036	24,036	24,036	—
<b>Net Appropriations</b>	<b>9,717,374</b>	<b>10,172,539</b>	<b>19,353,658</b>	<b>16,327,304</b>	<b>17,013,277</b>	<b>685,973</b>
<b>Total Requirements</b>	<b>9,717,374</b>	<b>10,172,539</b>	<b>19,353,658</b>	<b>16,327,304</b>	<b>17,013,277</b>	<b>685,973</b>
<b>Net County Cost</b>	<b>—</b>	<b>—</b>	<b>—</b>	<b>—</b>	<b>—</b>	<b>—</b>



## Fire Protection Services (3580P)

### Resource Allocation Summary

	Actual 2017-18	Actual 2018-19	Adopted 2019-20	Revised 2020-21	Recomm 2020-21	Change 2020-21
Total Sources	9,717,374	10,172,539	19,353,658	16,327,304	17,013,277	685,973
Total Requirements	9,717,374	10,172,539	19,353,658	16,327,304	17,013,277	685,973
Net County Cost	—	—	—	—	—	—

**1. Adjustments to Provide Current Level Services:** Budget adjustments are made to reflect current costs for existing levels of service and performance in FY 2020-21, including: increases in internal service charges and elimination of one-time revenues and expenditures. As a one-time funding source, Fund Balance is removed from the Current Level Budget. Net funding adjustments in FY 2020-21 total \$0.

	CLB Funding Adjustments FY 2020-21
Sources	569,973
<b>Requirements</b>	
Gross Appropriations	569,973
Intrafund Transfers	—
Net County Cost	—
Positions	—

**2. Supervisor Vehicle and Lucas Compression Systems Operating Transfer In:** Funding is transferred from Structural Fire for the purchase of one Supervisor vehicle and three Lucas Compression Systems for each volunteer fire brigade.

	RLB Funding Adjustments FY 2020-21
Sources	116,000
<b>Requirements</b>	
Gross Appropriations	116,000
Intrafund Transfers	—
Net County Cost	—
Positions	—

**FY 2020-21 Total Funding Adjustments**

	<b>Total Funding Adjustments</b>
Sources	685,973
Requirements	
Gross Appropriations	685,973
Intrafund Transfers	—
Net County Cost	—
Positions	—

## County Service Area #1 (3560B)

### All Funds FY 2020-21 Budget Unit Summary

	Actual 2017-18	Actual 2018-19	Adopted 2019-20	Revised 2020-21	Recomm 2020-21	Change 2020-21
<b>Sources</b>						
Taxes	3,184,263	3,365,425	3,404,410	3,089,371	3,089,371	—
Use of Money and Property	72,009	129,480	47,067	44,872	44,872	—
Intergovernmental Revenues	12,857	12,496	12,283	12,283	12,283	—
Charges for Services	92,064	92,064	90,000	90,000	90,000	—
Miscellaneous Revenue	—	133,922	2,000	2,000	2,000	—
<b>Total Revenue</b>	<b>3,361,193</b>	<b>3,733,386</b>	<b>3,555,760</b>	<b>3,238,526</b>	<b>3,238,526</b>	<b>—</b>
Fund Balance	4,548,165	5,009,232	6,121,401	5,599,403	6,547,819	948,416
<b>Total Sources</b>	<b>7,909,358</b>	<b>8,742,618</b>	<b>9,677,161</b>	<b>8,837,929</b>	<b>9,786,345</b>	<b>948,416</b>
<b>Requirements</b>						
Services and Supplies	2,900,125	2,621,219	3,989,754	3,896,994	3,896,970	(24)
Other Charges	—	—	—	—	24	24
Fixed Assets	—	—	88,004	80,000	80,000	—
<b>Gross Appropriations</b>	<b>2,900,125</b>	<b>2,621,219</b>	<b>4,077,758</b>	<b>3,976,994</b>	<b>3,976,994</b>	<b>—</b>
Intrafund Transfers						
<b>Net Appropriations</b>	<b>2,900,125</b>	<b>2,621,219</b>	<b>4,077,758</b>	<b>3,976,994</b>	<b>3,976,994</b>	<b>—</b>
Non-General Fund Reserves	5,009,232	6,121,399	5,599,403	4,860,935	5,809,351	948,416
<b>Total Requirements</b>	<b>7,909,358</b>	<b>8,742,618</b>	<b>9,677,161</b>	<b>8,837,929</b>	<b>9,786,345</b>	<b>948,416</b>
<b>Net County Cost</b>	<b>—</b>	<b>—</b>	<b>—</b>	<b>—</b>	<b>—</b>	<b>—</b>

## County Service Area #1 (3560P)

### Resource Allocation Summary

	Actual 2017-18	Actual 2018-19	Adopted 2019-20	Revised 2020-21	Recomm 2020-21	Change 2020-21
Total Sources	7,909,358	8,742,618	9,677,161	8,837,929	9,786,345	948,416
Total Requirements	7,909,358	8,742,618	9,677,161	8,837,929	9,786,345	948,416
Net County Cost	—	—	—	—	—	—

**1. Adjustments to Provide Current Level Services:** Budget adjustments are made to reflect current costs for existing levels of service and performance in FY 2020-21, including: increases in internal service charges and elimination of one-time revenues and expenditures. As a one-time funding source, Fund Balance is removed from the Current Level Budget. Net funding adjustments in FY 2020-21 total \$0.

	CLB Funding Adjustments FY 2020-21
Sources	(5,599,403)
<b>Requirements</b>	
Gross Appropriations	(738,468)
Intrafund Transfers	—
Non-General Fund Reserves	(4,860,935)
Net County Cost	—
Positions	—

**2. Fund Balance Adjustment:** This action re-appropriates Fund Balance from the prior year and includes adjustments to Year-End Fund Balance.

	RLB Funding Adjustments FY 2020-21
Sources	6,547,819
<b>Requirements</b>	
Gross Appropriations	738,468
Intrafund Transfers	—
Non-General Fund Reserves	5,809,351
Net County Cost	—
Positions	—

**3. Modular Office Space Rent at Station 17:** Funding of \$300,000 is appropriated for rent charges for the modular space at Station 17 and offset using reductions in other expenditures, for a net funding adjustment of \$0.

RLB Funding Adjustments FY 2020-21	
Sources	—
<b>Requirements</b>	
Gross Appropriations	—
Intrafund Transfers	—
Net County Cost	—
Positions	—

### FY 2020-21 Total Funding Adjustments

Total Funding Adjustments	
Sources	948,416
<b>Requirements</b>	
Gross Appropriations	—
Intrafund Transfers	—
Non-General Fund Reserves	948,416
Net County Cost	—
Positions	—

## Department of Housing (7900B)

### All Funds FY 2020-21 Budget Unit Summary

	Actual 2017-18	Actual 2018-19	Adopted 2019-20	Revised 2020-21	Recomm 2020-21	Change 2020-21
<b>Sources</b>						
Taxes	12,601,478	16,237,581	54,767,889	26,617,874	26,617,874	—
Use of Money and Property	3,787,055	3,784,338	3,843,480	3,843,480	3,843,480	—
Intergovernmental Revenues	98,708,044	96,621,919	110,715,068	107,630,277	107,475,712	(154,565)
Charges for Services	239,256	274,858	362,500	362,500	415,000	52,500
Interfund Revenue	2,633,899	2,849,020	5,612,247	5,058,497	2,847,069	(2,211,428)
Miscellaneous Revenue	1,445,248	2,402,878	1,247,765	1,247,765	3,012,646	1,764,881
<b>Total Revenue</b>	<b>119,414,980</b>	<b>122,170,595</b>	<b>176,548,949</b>	<b>144,760,393</b>	<b>144,211,781</b>	<b>(548,612)</b>
Fund Balance	42,105	—	36,904	36,904	36,904	—
<b>Total Sources</b>	<b>119,457,085</b>	<b>122,170,595</b>	<b>176,585,853</b>	<b>144,797,297</b>	<b>144,248,685</b>	<b>(548,612)</b>
<b>Requirements</b>						
Salaries and Benefits	7,321,020	7,910,055	8,828,820	9,110,468	10,299,530	1,189,062
Services and Supplies	2,938,522	3,125,161	3,525,707	3,356,707	3,390,498	33,791
Other Charges	110,570,581	111,435,379	167,802,888	132,651,684	130,880,219	(1,771,465)
<b>Gross Appropriations</b>	<b>120,830,123</b>	<b>122,470,595</b>	<b>180,157,415</b>	<b>145,118,859</b>	<b>144,570,247</b>	<b>(548,612)</b>
Intrafund Transfers	(1,073,038)	—	(3,307,896)	(57,896)	(57,896)	—
<b>Net Appropriations</b>	<b>119,757,085</b>	<b>122,470,595</b>	<b>176,849,519</b>	<b>145,060,963</b>	<b>144,512,351</b>	<b>(548,612)</b>
Contingencies/Dept Reserves	79,009	36,904	36,904	36,904	36,904	—
<b>Total Requirements</b>	<b>119,836,094</b>	<b>122,507,499</b>	<b>176,886,423</b>	<b>145,097,867</b>	<b>144,549,255</b>	<b>(548,612)</b>
<b>Net County Cost</b>	<b>379,009</b>	<b>336,904</b>	<b>300,570</b>	<b>300,570</b>	<b>300,570</b>	<b>—</b>
Salary Resolution	63.0	63.0	66.0	66.0	66.0	—
Funded FTE	62.8	63.0	66.0	66.0	65.5	(0.5)

## Housing and Community Development (7920P)

### Resource Allocation Summary

	Actual 2017-18	Actual 2018-19	Adopted 2019-20	Revised 2020-21	Recomm 2020-21	Change 2020-21
Total Sources	20,642,847	25,746,326	69,443,844	37,655,288	37,106,676	(548,612)
Total Requirements	21,021,856	26,083,230	69,744,414	37,955,858	37,407,246	(548,612)
Net County Cost	379,009	336,904	300,570	300,570	300,570	—
Salary Resolution	16.0	16.0	19.0	19.0	19.0	—
Funded FTE	16.0	16.0	19.0	19.0	18.5	(0.5)

**1. Adjustments to Provide Current Level Services:** Budget adjustments are made to reflect current costs for existing levels of service and performance in FY 2020-21, including: salary and benefit changes, including merit increases and adjustments to retiree health contributions; increases in internal service charges; and elimination of one-time revenues and expenditures. As a one-time funding source, Fund Balance is removed from the Current Level Budget. Net funding adjustments in FY 2020-21 total \$0.

	CLB Funding Adjustments FY 2020-21
Sources	(585,516)
<b>Requirements</b>	
Gross Appropriations	(548,612)
Intrafund Transfers	—
Contingencies/Dept Reserves	(36,904)
Net County Cost	—
Positions	—

**2. Measure K Administration Support:** This action reallocates \$1,451,216 in existing Measure K funding from the Affordable Housing Fund to staff support to offset staff costs associated with the Department of Housing's Measure K-funded activities. These activities include administering nearly \$100M in Measure K funds for a variety of housing programs through the budgeted fiscal year, maintaining a growing loan portfolio totaling approximately \$65M, and continued monitoring of the safety and habitability of Measure K-funded projects.

	RLB Funding Adjustments FY 2020-21
Sources	—
<b>Requirements</b>	
Gross Appropriations	—
Intrafund Transfers	—
Net County Cost	—
Positions	—

**3. Fund Balance Adjustment:** This action re-appropriates Fund Balance from the prior year to Reserves and includes adjustments to Year-End Fund Balance.

<b>RLB Funding Adjustments FY 2020-21</b>	
Sources	36,904
<b>Requirements</b>	
Gross Appropriations	—
Intrafund Transfers	—
Contingencies/Dept Reserves	36,904
Net County Cost	—
Positions	—

### **FY 2020-21 Total Funding Adjustments**

<b>Total Funding Adjustments</b>	
Sources	(548,612)
<b>Requirements</b>	
Gross Appropriations	(548,612)
Intrafund Transfers	—
Contingencies/Dept Reserves	—
Net County Cost	—
Positions	—



## Housing Authority (7930P)

### Resource Allocation Summary

	Actual 2017-18	Actual 2018-19	Adopted 2019-20	Revised 2020-21	Recomm 2020-21	Change 2020-21
Total Sources	98,814,238	96,424,269	107,142,009	107,142,009	107,142,009	—
Total Requirements	98,814,238	96,424,269	107,142,009	107,142,009	107,142,009	—
Net County Cost	—	—	—	—	—	—
Salary Resolution	47.0	47.0	47.0	47.0	47.0	—
Funded FTE	46.8	47.0	47.0	47.0	47.0	—

#### 4. Adjustments to Provide Current Level Services: Net funding adjustments in FY 2020-21 total \$0.

	CLB Funding Adjustments FY 2020-21
Sources	—
<b>Requirements</b>	
Gross Appropriations	—
Intrafund Transfers	—
Net County Cost	—
Positions	—

#### FY 2020-21 Total Funding Adjustments

	Total Funding Adjustments
Sources	—
<b>Requirements</b>	
Gross Appropriations	—
Intrafund Transfers	—
Net County Cost	—
Positions	—

## Major Capital Construction (8470B)

### All Funds FY 2020-21 Budget Unit Summary

	Actual 2017-18	Actual 2018-19	Adopted 2019-20	Revised 2020-21	Recomm 2020-21	Change 2020-21
<b>Sources</b>						
Taxes	8,830,349	28,534,078	19,977,254	8,000,000	8,500,000	500,000
Use of Money and Property	—	25,173	—	—	—	—
Miscellaneous Revenue	—	80,077	—	—	—	—
Other Financing Sources	9,327,179	20,623,224	74,941,597	74,200,000	84,200,000	10,000,000
<b>Total Revenue</b>	<b>18,157,529</b>	<b>49,262,551</b>	<b>94,918,851</b>	<b>82,200,000</b>	<b>92,700,000</b>	<b>10,500,000</b>
Fund Balance	720	(720)	4,225,350	—	—	—
<b>Total Sources</b>	<b>18,158,249</b>	<b>49,261,831</b>	<b>99,144,201</b>	<b>82,200,000</b>	<b>92,700,000</b>	<b>10,500,000</b>
<b>Requirements</b>						
Services and Supplies	494,772	846,753	15,263,425	17,700,000	20,100,000	2,400,000
Fixed Assets	17,663,477	44,189,727	83,855,604	64,500,000	72,600,000	8,100,000
Other Financing Uses	—	—	25,172	—	—	—
<b>Gross Appropriations</b>	<b>18,158,249</b>	<b>45,036,481</b>	<b>99,144,201</b>	<b>82,200,000</b>	<b>92,700,000</b>	<b>10,500,000</b>
Intrafund Transfers						
<b>Net Appropriations</b>	<b>18,158,249</b>	<b>45,036,481</b>	<b>99,144,201</b>	<b>82,200,000</b>	<b>92,700,000</b>	<b>10,500,000</b>
Non-General Fund Reserves	—	4,225,350	—	—	—	—
<b>Total Requirements</b>	<b>18,158,249</b>	<b>49,261,831</b>	<b>99,144,201</b>	<b>82,200,000</b>	<b>92,700,000</b>	<b>10,500,000</b>
<b>Net County Cost</b>	<b>—</b>	<b>—</b>	<b>—</b>	<b>—</b>	<b>—</b>	<b>—</b>

## Major Capital Construction (8470P)

### Resource Allocation Summary

	Actual 2017-18	Actual 2018-19	Adopted 2019-20	Revised 2020-21	Recomm 2020-21	Change 2020-21
Total Sources	18,158,249	49,261,831	99,144,201	82,200,000	92,700,000	10,500,000
Total Requirements	18,158,249	49,261,831	99,144,201	82,200,000	92,700,000	10,500,000
Net County Cost	—	—	—	—	—	—

**1. Adjustments to Provide Current Level Services:** Budget adjustments are made to reclassify non-capitalizable expenditures. Net funding adjustments in FY 2020-21 is \$0.

	CLB Funding Adjustments FY 2020-21
Sources	—
<b>Requirements</b>	
Gross Appropriations	—
Intrafund Transfers	—
Net County Cost	—
Positions	—

**2. Measure K Rollover - ROC:** This action appropriates estimated rollover Measure K funds to cover the closeout costs of the ROC. The estimate will be adjusted during September Revisions once the actual rollover amount is available.

	RLB Funding Adjustments FY 2020-21
Sources	500,000
<b>Requirements</b>	
Gross Appropriations	500,000
Intrafund Transfers	—
Net County Cost	—
Positions	—

**3. Major Construction Projects - General Fund:** This action appropriates Non-Departmental Services funding for the following projects: Animal Shelter \$1.5M; Cordilleras \$7.5M; South San Francisco \$3M.

RLB Funding Adjustments FY 2020-21	
Sources	12,000,000
<b>Requirements</b>	
Gross Appropriations	12,000,000
Intrafund Transfers	—
Net County Cost	—
Positions	—

**4. Parking Structure II -General Fund:** The General Fund appropriates Non-Departmental Services funding for \$13M funding for the Parking Structure II Project. In addition, unused FY2019-20 appropriations will be rolled over in September Revisions to add up to \$42M in FY 2020-21.

RLB Funding Adjustments FY 2020-21	
Sources	13,000,000
<b>Requirements</b>	
Gross Appropriations	13,000,000
Intrafund Transfers	—
Net County Cost	—
Positions	—

**5. Coroner's Project -Funding Shift:** This action moves funding of the Coroner's Project from General Fund to Bonds for the Fiscal Year 2020-21. General Fund will be reappropriated in Fiscal Year 2021-22.

RLB Funding Adjustments FY 2020-21	
Sources	(15,000,000)
<b>Requirements</b>	
Gross Appropriations	(15,000,000)
Intrafund Transfers	—
Net County Cost	—
Positions	—

**FY 2020-21 Total Funding Adjustments**

	<b>Total Funding Adjustments</b>
Sources	10,500,000
Requirements	
Gross Appropriations	10,500,000
Intrafund Transfers	—
Net County Cost	—
Positions	—

## Other Capital Construction Fund (8450B)

### All Funds FY 2020-21 Budget Unit Summary

	Actual 2017-18	Actual 2018-19	Adopted 2019-20	Revised 2020-21	Recomm 2020-21	Change 2020-21
<b>Sources</b>						
Taxes	2,668,785	1,511,247	1,759,761	—	500,000	500,000
Use of Money and Property	95,307	114,518	—	—	—	—
Other Financing Sources	—	—	—	—	—	—
<b>Total Revenue</b>	<b>2,764,092</b>	<b>1,625,765</b>	<b>1,759,761</b>	<b>—</b>	<b>500,000</b>	<b>500,000</b>
Fund Balance	8,711,862	5,865,070	4,026,492	—	—	—
<b>Total Sources</b>	<b>11,475,954</b>	<b>7,490,835</b>	<b>5,786,253</b>	<b>—</b>	<b>500,000</b>	<b>500,000</b>
<b>Requirements</b>						
Services and Supplies	1,000	30,017	—	—	—	—
Fixed Assets	2,941,099	1,933,401	5,367,900	—	500,000	500,000
Other Financing Uses	2,668,785	1,511,247	418,353	—	—	—
<b>Gross Appropriations</b>	<b>5,610,884</b>	<b>3,474,664</b>	<b>5,786,253</b>	<b>—</b>	<b>500,000</b>	<b>500,000</b>
Intrafund Transfers						
<b>Net Appropriations</b>	<b>5,610,884</b>	<b>3,474,664</b>	<b>5,786,253</b>	<b>—</b>	<b>500,000</b>	<b>500,000</b>
Contingencies/Dept Reserves	1,899,662	408,033	—	—	—	—
Non-General Fund Reserves	3,965,408	3,608,138	—	—	—	—
<b>Total Requirements</b>	<b>11,475,954</b>	<b>7,490,835</b>	<b>5,786,253</b>	<b>—</b>	<b>500,000</b>	<b>500,000</b>
<b>Net County Cost</b>	<b>—</b>	<b>—</b>	<b>—</b>	<b>—</b>	<b>—</b>	<b>—</b>

## Warm Shell Project Budget (8450P)

### Resource Allocation Summary

	Actual 2017-18	Actual 2018-19	Adopted 2019-20	Revised 2020-21	Recomm 2020-21	Change 2020-21
Total Sources	11,475,954	7,490,835	5,786,253	—	500,000	500,000
Total Requirements	11,475,954	7,490,835	5,786,253	—	500,000	500,000
Net County Cost	—	—	—	—	—	—

**1. Adjustments to Provide Current Level Services:** Budget adjustments are made to reflect current costs for existing levels of service in FY 2020-21. As a one-time funding source, Fund Balance is removed from the Current Level Budget. Net funding adjustments in FY 2020-21 total \$0.

	CLB Funding Adjustments FY 2020-21
Sources	—
<b>Requirements</b>	
Gross Appropriations	—
Intrafund Transfers	—
Net County Cost	—
Positions	—

**2. Measure K Rollover - Skylonda:** This action appropriates estimated rollover Measure K funds to cover the closeout costs of the Skylonda fire station project. The estimate will be adjusted during September Revisions once the actual rollover amount is available.

	RLB Funding Adjustments FY 2020-21
Sources	500,000
<b>Requirements</b>	
Gross Appropriations	500,000
Intrafund Transfers	—
Net County Cost	—
Positions	—

**FY 2020-21 Total Funding Adjustments**

	<b>Total Funding Adjustments</b>
Sources	500,000
Requirements	
Gross Appropriations	500,000
Intrafund Transfers	—
Net County Cost	—
Positions	—



This page intentionally left blank

# Administration and Fiscal Services



## Board of Supervisors (1100B)

### All Funds FY 2020-21 Budget Unit Summary

	Actual 2017-18	Actual 2018-19	Adopted 2019-20	Revised 2020-21	Recomm 2020-21	Change 2020-21
<b>Sources</b>						
Intergovernmental Revenues	—	—	—	—	—	—
Miscellaneous Revenue	3,250	—	—	—	—	—
<b>Total Revenue</b>	<b>3,250</b>	<b>—</b>	<b>—</b>	<b>—</b>	<b>—</b>	<b>—</b>
Fund Balance	—	—	—	—	—	—
<b>Total Sources</b>	<b>3,250</b>	<b>—</b>	<b>—</b>	<b>—</b>	<b>—</b>	<b>—</b>
<b>Requirements</b>						
Salaries and Benefits	3,958,998	4,131,059	4,610,859	4,790,556	4,711,383	(79,173)
Services and Supplies	246,749	309,731	382,998	354,095	357,787	3,692
Other Charges	334,521	310,280	407,201	451,358	427,005	(24,353)
Other Financing Uses	20,204	17,532	15,745	16,535	15,520	(1,015)
<b>Gross Appropriations</b>	<b>4,560,472</b>	<b>4,768,603</b>	<b>5,416,803</b>	<b>5,612,544</b>	<b>5,511,695</b>	<b>(100,849)</b>
Intrafund Transfers	—	(25,799)	(76,937)	(76,937)	(76,937)	—
<b>Net Appropriations</b>	<b>4,560,472</b>	<b>4,742,804</b>	<b>5,339,866</b>	<b>5,535,607</b>	<b>5,434,758</b>	<b>(100,849)</b>
<b>Total Requirements</b>	<b>4,560,472</b>	<b>4,742,804</b>	<b>5,339,866</b>	<b>5,535,607</b>	<b>5,434,758</b>	<b>(100,849)</b>
<b>Net County Cost</b>	<b>4,557,222</b>	<b>4,742,804</b>	<b>5,339,866</b>	<b>5,535,607</b>	<b>5,434,758</b>	<b>(100,849)</b>
Salary Resolution	22.0	23.0	22.0	22.0	22.0	—
Funded FTE	21.9	23.0	21.9	21.9	21.9	—

## Board of Supervisors (1100P)

### Resource Allocation Summary

	Actual 2017-18	Actual 2018-19	Adopted 2019-20	Revised 2020-21	Recomm 2020-21	Change 2020-21
Total Sources	3,250	—	—	—	—	—
Total Requirements	4,560,472	4,742,804	5,339,866	5,535,607	5,434,758	(100,849)
Net County Cost	4,557,222	4,742,804	5,339,866	5,535,607	5,434,758	(100,849)
Salary Resolution	22.0	23.0	22.0	22.0	22.0	—
Funded FTE	21.9	23.0	21.9	21.9	21.9	—

**1. Adjustments to Provide Current Level Services:** Budget adjustments are made to reflect current costs for existing levels of service and performance in FY 2020-21, including: salary and benefit changes, including merit increases and adjustments to retiree health contributions; increases in internal service charges; and elimination of one-time revenues and expenditures. Net funding adjustments in FY 2020-21 total (\$100,849).

	CLB Funding Adjustments FY 2020-21
Sources	—
<b>Requirements</b>	
Gross Appropriations	(100,849)
Intrafund Transfers	—
Net County Cost	(100,849)
Positions	—

### FY 2020-21 Total Funding Adjustments

	Total Funding Adjustments
Sources	—
<b>Requirements</b>	
Gross Appropriations	(100,849)
Intrafund Transfers	—
Net County Cost	(100,849)
Positions	—

## County Manager/Clerk of the Board (1200D)

### All Funds FY 2020-21 Budget Unit Summary

	Actual 2017-18	Actual 2018-19	Adopted 2019-20	Revised 2020-21	Recomm 2020-21	Change 2020-21
<b>Sources</b>						
Taxes	2,669,487	2,275,720	9,273,831	1,094,032	8,471,510	7,377,478
Use of Money and Property	—	24,360	55,000	55,000	25,000	(30,000)
Intergovernmental Revenues	1,408,217	972,967	1,029,653	1,029,653	2,075,278	1,045,625
Charges for Services	85,162	175,652	105,750	105,750	106,250	500
Interfund Revenue	1,340	560,580	662,500	587,500	4,775,955	4,188,455
Miscellaneous Revenue	115,414	12,083	65,000	65,000	65,000	—
<b>Total Revenue</b>	<b>4,279,621</b>	<b>4,021,363</b>	<b>11,191,734</b>	<b>2,936,935</b>	<b>15,518,993</b>	<b>12,582,058</b>
Fund Balance	2,439,033	4,480,588	4,521,222	3,597,469	4,141,738	544,269
<b>Total Sources</b>	<b>6,718,654</b>	<b>8,501,951</b>	<b>15,712,956</b>	<b>6,534,404</b>	<b>19,660,731</b>	<b>13,126,327</b>
<b>Requirements</b>						
Salaries and Benefits	7,503,175	9,979,520	13,517,242	14,238,365	14,396,070	157,705
Services and Supplies	5,012,284	6,023,686	16,627,453	8,690,963	16,512,867	7,821,904
Other Charges	928,595	1,314,206	1,557,377	1,502,632	1,523,165	20,533
Fixed Assets	416,408	88,754	—	—	—	—
Other Financing Uses	24,692	33,357	34,651	36,183	36,019	(164)
<b>Gross Appropriations</b>	<b>13,885,155</b>	<b>17,439,523</b>	<b>31,736,723</b>	<b>24,468,143</b>	<b>32,468,121</b>	<b>7,999,978</b>
Intrafund Transfers	(383,439)	(3,337,807)	(6,901,401)	(8,088,779)	(2,776,940)	5,311,839
<b>Net Appropriations</b>	<b>13,501,716</b>	<b>14,101,715</b>	<b>24,835,322</b>	<b>16,379,364</b>	<b>29,691,181</b>	<b>13,311,817</b>
Contingencies/Dept Reserves	2,080,166	3,689,105	3,597,469	3,597,469	3,942,117	344,648
Non-General Fund Reserves	—	—	—	—	—	—
<b>Total Requirements</b>	<b>15,581,882</b>	<b>17,790,820</b>	<b>28,432,791</b>	<b>19,976,833</b>	<b>33,633,298</b>	<b>13,656,465</b>
<b>Net County Cost</b>	<b>8,863,229</b>	<b>9,288,869</b>	<b>12,719,835</b>	<b>13,442,429</b>	<b>13,972,567</b>	<b>530,138</b>
Salary Resolution	34.0	58.0	71.0	71.0	72.0	1.0
Funded FTE	34.0	58.0	71.0	71.0	71.9	1.0

## County Manager/Clerk of the Board (1200B)

### All Funds FY 2020-21 Budget Unit Summary

	Actual 2017-18	Actual 2018-19	Adopted 2019-20	Revised 2020-21	Recomm 2020-21	Change 2020-21
<b>Sources</b>						
Taxes	2,669,487	2,275,720	9,273,831	1,094,032	8,471,510	7,377,478
Intergovernmental Revenues	1,408,217	972,967	1,029,653	1,029,653	2,075,278	1,045,625
Charges for Services	85,162	113,904	55,250	55,250	55,250	—
Interfund Revenue	1,340	1,263	—	—	20,900	20,900
Miscellaneous Revenue	115,414	(78,018)	—	—	—	—
<b>Total Revenue</b>	<b>4,279,621</b>	<b>3,285,836</b>	<b>10,358,734</b>	<b>2,178,935</b>	<b>10,622,938</b>	<b>8,444,003</b>
Fund Balance	2,439,033	3,392,236	3,865,486	3,506,619	4,048,017	541,398
<b>Total Sources</b>	<b>6,718,654</b>	<b>6,678,072</b>	<b>14,224,220</b>	<b>5,685,554</b>	<b>14,670,955</b>	<b>8,985,401</b>
<b>Requirements</b>						
Salaries and Benefits	7,503,175	7,097,511	10,345,931	10,817,618	11,156,740	339,122
Services and Supplies	5,012,284	5,553,534	16,191,521	7,952,415	15,242,715	7,290,300
Other Charges	928,595	943,144	1,184,141	1,134,524	1,153,244	18,720
Fixed Assets	416,408	88,754	—	—	—	—
Other Financing Uses	24,692	22,147	19,243	20,207	19,282	(925)
<b>Gross Appropriations</b>	<b>13,885,155</b>	<b>13,705,089</b>	<b>27,740,836</b>	<b>19,924,764</b>	<b>27,571,981</b>	<b>7,647,217</b>
Intrafund Transfers	(383,439)	(771,517)	(4,303,400)	(4,303,400)	(2,776,940)	1,526,460
<b>Net Appropriations</b>	<b>13,501,716</b>	<b>12,933,572</b>	<b>23,437,436</b>	<b>15,621,364</b>	<b>24,795,041</b>	<b>9,173,677</b>
Contingencies/Dept Reserves	2,080,166	3,033,369	3,506,619	3,506,619	3,848,396	341,777
<b>Total Requirements</b>	<b>15,581,882</b>	<b>15,966,941</b>	<b>26,944,055</b>	<b>19,127,983</b>	<b>28,643,437</b>	<b>9,515,454</b>
<b>Net County Cost</b>	<b>8,863,229</b>	<b>9,288,869</b>	<b>12,719,835</b>	<b>13,442,429</b>	<b>13,972,482</b>	<b>530,053</b>
Salary Resolution	34.0	36.0	49.0	49.0	50.0	1.0
Funded FTE	34.0	36.0	49.0	49.0	49.9	1.0

## County Management (1210P)

### Resource Allocation Summary

	Actual 2017-18	Actual 2018-19	Adopted 2019-20	Revised 2020-21	Recomm 2020-21	Change 2020-21
Total Sources	4,787,679	4,909,335	12,444,067	3,884,543	11,824,319	7,939,776
Total Requirements	10,433,659	10,687,327	20,748,278	12,729,137	20,842,872	8,113,735
Net County Cost	5,645,979	5,777,992	8,304,211	8,844,594	9,018,553	173,959
Salary Resolution	22.0	26.0	38.0	37.0	38.0	1.0
Funded FTE	22.0	26.0	38.0	37.0	38.0	1.0

**1. Adjustments to Provide Current Level Services:** Budget adjustments are made to reflect current costs for existing levels of service and performance in FY 2020-21, including: salary and benefit changes, including merit increases and adjustments to retiree health contributions; increases in internal service charges; and elimination of one-time revenues and expenditures. Net funding adjustments in FY 2020-21 total \$3,680,578.

	CLB Funding Adjustments FY 2020-21
Sources	(3,529,141)
<b>Requirements</b>	
Gross Appropriations	(1,175,402)
Intrafund Transfers	1,526,460
Contingencies/Dept Reserves	(199,621)
Net County Cost	3,680,578
Positions	—

**2. Accountant Position:** This action converts a Limited Term Fiscal Office Specialist position to an Accountant position. This position will primarily support the day to day accounting for Fire Protection Services as well as provide support to the County Manger's Office Fiscal Unit. This position will be funded through the agreement with CalFire and a reduction in Extra Help.

	RLB Funding Adjustments FY 2020-21
Sources	20,900
<b>Requirements</b>	
Gross Appropriations	20,900
Intrafund Transfers	—
Net County Cost	—
Positions	1

**3. Fund Balance Adjustment:** This action re-appropriates Fund Balance from the prior year and includes adjustments to Year-End Fund Balance.

RLB Funding Adjustments FY 2020-21	
Sources	4,048,017
<b>Requirements</b>	
Gross Appropriations	—
Intrafund Transfers	—
Contingencies/Dept Reserves	541,398
Net County Cost	(3,506,619)
Positions	—

**4. Middlefield Road Safety Improvement Project:** In 2011, the Board of Supervisors adopted the North Fair Oaks Community Plan that established a number of goals and policies to improve land use, transportation, health and wellness, and other conditions in the community. Middlefield Road is the “main street” of North Fair Oaks and services as a principle shopping and service destination, serves as the primary north-south route through the community, and is a crucial component to the community identity. Through the Community Plan a Middlefield Road Redesign and Improvements Fund was established to improve the conditions of the sidewalks; installation of street trees, bicycle lanes, and traffic calming bulb-outs; improve pedestrian crossings, and potential reconstruction of a portion of the Road. This action re-appropriates Measure K funds to continue to complete the improvements to the road.

RLB Funding Adjustments FY 2020-21	
Sources	7,400,000
<b>Requirements</b>	
Gross Appropriations	7,400,000
Intrafund Transfers	—
Net County Cost	—
Positions	—

### FY 2020-21 Total Funding Adjustments

Total Funding Adjustments	
Sources	7,939,776
<b>Requirements</b>	
Gross Appropriations	6,245,498
Intrafund Transfers	1,526,460
Contingencies/Dept Reserves	341,777
Net County Cost	173,959
Positions	1



## Clerk of the Board (1215P)

### Resource Allocation Summary

	Actual 2017-18	Actual 2018-19	Adopted 2019-20	Revised 2020-21	Recomm 2020-21	Change 2020-21
Total Sources	88,670	116,904	80,250	80,250	80,250	—
Total Requirements	837,218	771,714	1,318,929	1,403,983	1,405,905	1,922
Net County Cost	748,548	654,810	1,238,679	1,323,733	1,325,655	1,922
Salary Resolution	4.0	3.0	3.0	3.0	3.0	—
Funded FTE	4.0	3.0	3.0	3.0	3.0	—

**5. Adjustments to Provide Current Level Services:** Budget adjustments are made to reflect current costs for existing levels of service and performance in FY 2020-21, including: salary and benefit changes, including merit increases and adjustments to retiree health contributions; increases in internal service charges; and elimination of one-time expenditures. Net funding adjustments in FY 2020-21 total \$1,922.

	CLB Funding Adjustments FY 2020-21
Sources	—
<b>Requirements</b>	
Gross Appropriations	1,922
Intrafund Transfers	—
Net County Cost	1,922
Positions	—

### FY 2020-21 Total Funding Adjustments

	Total Funding Adjustments
Sources	—
<b>Requirements</b>	
Gross Appropriations	1,922
Intrafund Transfers	—
Net County Cost	1,922
Positions	—

## Special Projects and Grants (1217P)

### Resource Allocation Summary

	Actual 2017-18	Actual 2018-19	Adopted 2019-20	Revised 2020-21	Recomm 2020-21	Change 2020-21
Total Sources	1,750,529	1,716,161	1,699,903	1,720,761	2,766,386	1,045,625
Total Requirements	1,943,186	2,427,046	2,755,252	2,776,110	3,821,735	1,045,625
Net County Cost	192,657	710,885	1,055,349	1,055,349	1,055,349	—

### 6. Adjustments to Provide Current Level Services: No change.

	CLB Funding Adjustments FY 2020-21
Sources	1,045,625
<b>Requirements</b>	
Gross Appropriations	1,045,625
Intrafund Transfers	—
Net County Cost	—
Positions	—

### FY 2020-21 Total Funding Adjustments

	Total Funding Adjustments
Sources	1,045,625
<b>Requirements</b>	
Gross Appropriations	1,045,625
Intrafund Transfers	—
Net County Cost	—
Positions	—

## Project Development Unit (1230P)

### Resource Allocation Summary

	Actual 2017-18	Actual 2018-19	Adopted 2019-20	Revised 2020-21	Recomm 2020-21	Change 2020-21
Total Sources	91,775	(64,328)	—	—	—	—
Total Requirements	2,367,820	2,080,854	2,121,596	2,218,753	2,572,925	354,172
Net County Cost	2,276,045	2,145,182	2,121,596	2,218,753	2,572,925	354,172
Salary Resolution	8.0	7.0	8.0	9.0	9.0	—
Funded FTE	8.0	7.0	8.0	9.0	9.0	—

**7. Adjustments to Provide Current Level Services:** Budget adjustments are made to reflect current costs for existing levels of service and performance in FY 2020-21, including: salary and benefit changes, including merit increases and adjustments to retiree health contributions; increases in internal service charges; and elimination of one-time revenues and expenditures. Net funding adjustments in FY 2020-21 total \$354,172.

	CLB Funding Adjustments FY 2020-21
Sources	—
<b>Requirements</b>	
Gross Appropriations	354,172
Intrafund Transfers	—
Net County Cost	354,172
Positions	—

### FY 2020-21 Total Funding Adjustments

	Total Funding Adjustments
Sources	—
<b>Requirements</b>	
Gross Appropriations	354,172
Intrafund Transfers	—
Net County Cost	354,172
Positions	—

## CMO Revenue Services (1270B)

### All Funds FY 2020-21 Budget Unit Summary

	Actual 2017-18	Actual 2018-19	Adopted 2019-20	Revised 2020-21	Recomm 2020-21	Change 2020-21
<b>Sources</b>						
Use of Money and Property	—	24,360	55,000	55,000	25,000	(30,000)
Charges for Services	—	61,748	50,500	50,500	51,000	500
Interfund Revenue	—	559,317	662,500	587,500	4,755,055	4,167,555
Miscellaneous Revenue	—	90,101	65,000	65,000	65,000	—
<b>Total Revenue</b>	—	<b>735,527</b>	<b>833,000</b>	<b>758,000</b>	<b>4,896,055</b>	<b>4,138,055</b>
Fund Balance	—	1,088,352	655,736	90,850	93,721	2,871
<b>Total Sources</b>	—	<b>1,823,879</b>	<b>1,488,736</b>	<b>848,850</b>	<b>4,989,776</b>	<b>4,140,926</b>
<b>Requirements</b>						
Salaries and Benefits	—	2,882,009	3,171,311	3,420,747	3,239,330	(181,417)
Services and Supplies	—	470,152	435,932	738,548	1,270,152	531,604
Other Charges	—	371,062	373,236	368,108	369,921	1,813
Other Financing Uses	—	11,210	15,408	15,976	16,737	761
<b>Gross Appropriations</b>	—	<b>3,734,433</b>	<b>3,995,887</b>	<b>4,543,379</b>	<b>4,896,140</b>	<b>352,761</b>
Intrafund Transfers	—	(2,566,290)	(2,598,001)	(3,785,379)	—	3,785,379
<b>Net Appropriations</b>	—	<b>1,168,143</b>	<b>1,397,886</b>	<b>758,000</b>	<b>4,896,140</b>	<b>4,138,140</b>
Contingencies/Dept Reserves	—	655,736	90,850	90,850	93,721	2,871
Non-General Fund Reserves	—	—	—	—	—	—
<b>Total Requirements</b>	—	<b>1,823,879</b>	<b>1,488,736</b>	<b>848,850</b>	<b>4,989,861</b>	<b>4,141,011</b>
<b>Net County Cost</b>	—	—	—	—	85	85
Salary Resolution	—	22.0	22.0	22.0	22.0	—
Funded FTE	—	22.0	22.0	22.0	22.0	—

## CMO Revenue Services (1270P)

### Resource Allocation Summary

	Actual 2017-18	Actual 2018-19	Adopted 2019-20	Revised 2020-21	Recomm 2020-21	Change 2020-21
Total Sources	—	1,823,879	1,488,736	848,850	4,989,776	4,140,926
Total Requirements	—	1,823,879	1,488,736	848,850	4,989,861	4,141,011
Net County Cost	—	—	—	—	85	85
Salary Resolution	—	22.0	22.0	22.0	22.0	—
Funded FTE	—	22.0	22.0	22.0	22.0	—

**1. Adjustments to Provide Current Level Services:** Budget adjustments are made to reflect current costs for existing levels of service and performance in FY 2020-21, including: salary and benefit changes, including merit increases and adjustments to retiree health contributions; increases in internal service charges; and elimination of one-time revenues and expenditures. Net funding adjustments in FY 2020-21 total (\$484,798).

	CLB Funding Adjustments FY 2020-21
Sources	4,047,205
<b>Requirements</b>	
Gross Appropriations	(225,843)
Intrafund Transfers	3,785,379
Contingencies/Dept Reserves	2,871
Net County Cost	(484,798)
Positions	—

**2. Executive Staff:** To better align with County priorities, executive leadership for Revenue Services is being temporarily staffed by two permanent managers from the Department of Public Works.

	RLB Funding Adjustments FY 2020-21
Sources	—
<b>Requirements</b>	
Gross Appropriations	578,604
Intrafund Transfers	—
Net County Cost	578,604
Positions	—

**3. Management Analyst:** To better align with evolving Department practices, the Management Analyst assigned to Revenue Services will be moved from Operations to Administration.

RLB Funding Adjustments FY 2020-21	
Sources	—
<b>Requirements</b>	
Gross Appropriations	—
Intrafund Transfers	—
Net County Cost	—
Positions	—

**4. Fund Balance Adjustment:** This action reappropriates Fund Balance from the prior year and includes adjustments to Year-End Fund Balance.

RLB Funding Adjustments FY 2020-21	
Sources	93,721
<b>Requirements</b>	
Gross Appropriations	—
Intrafund Transfers	—
Net County Cost	(93,721)
Positions	—

### FY 2020-21 Total Funding Adjustments

Total Funding Adjustments	
Sources	4,140,926
<b>Requirements</b>	
Gross Appropriations	352,761
Intrafund Transfers	3,785,379
Contingencies/Dept Reserves	2,871
Net County Cost	85
Positions	—

## Assessor-County Clerk-Recorder (1300B)

### All Funds FY 2020-21 Budget Unit Summary

	Actual 2017-18	Actual 2018-19	Adopted 2019-20	Revised 2020-21	Recomm 2020-21	Change 2020-21
<b>Sources</b>						
Intergovernmental Revenues	23,866	97,077	2,483,000	9,000	9,000	—
Charges for Services	11,468,988	14,321,197	10,918,069	13,158,963	13,158,963	—
Interfund Revenue	666,299	86,712	5,331,070	659,634	659,634	—
Miscellaneous Revenue	123,998	27,364	24,000	24,000	24,000	—
<b>Total Revenue</b>	<b>12,283,151</b>	<b>14,532,350</b>	<b>18,756,139</b>	<b>13,851,597</b>	<b>13,851,597</b>	<b>—</b>
Fund Balance	3,120,171	4,160,210	3,643,744	1,431,006	1,881,817	450,811
<b>Total Sources</b>	<b>15,403,322</b>	<b>18,692,560</b>	<b>22,399,883</b>	<b>15,282,603</b>	<b>15,733,414</b>	<b>450,811</b>
<b>Requirements</b>						
Salaries and Benefits	20,438,682	22,006,965	26,000,089	27,336,097	27,464,415	128,318
Services and Supplies	7,162,989	6,476,626	26,347,664	11,765,532	12,619,687	854,155
Other Charges	1,662,718	1,561,028	2,194,371	2,226,143	2,072,115	(154,028)
Fixed Assets	710,393	1,895,748	9,513,617	5,470,135	5,470,135	—
Other Financing Uses	539,944	535,652	538,670	548,012	564,917	16,905
<b>Gross Appropriations</b>	<b>30,514,725</b>	<b>32,476,019</b>	<b>64,594,411</b>	<b>47,345,919</b>	<b>48,191,269</b>	<b>845,350</b>
Intrafund Transfers	(5,468,692)	(7,292,506)	(27,543,920)	(16,344,031)	(16,344,031)	—
<b>Net Appropriations</b>	<b>25,046,033</b>	<b>25,183,513</b>	<b>37,050,491</b>	<b>31,001,888</b>	<b>31,847,238</b>	<b>845,350</b>
Contingencies/Dept Reserves	1,831,006	1,431,006	1,431,006	1,431,006	1,431,006	—
<b>Total Requirements</b>	<b>26,877,039</b>	<b>26,614,519</b>	<b>38,481,497</b>	<b>32,432,894</b>	<b>33,278,244</b>	<b>845,350</b>
<b>Net County Cost</b>	<b>11,473,717</b>	<b>7,921,960</b>	<b>16,081,614</b>	<b>17,150,291</b>	<b>17,544,830</b>	<b>394,539</b>
Salary Resolution	126.0	130.0	155.0	155.0	155.0	—
Funded FTE	125.9	130.0	154.9	154.9	154.9	—

## Appraisal Services (1310P)

### Resource Allocation Summary

	Actual 2017-18	Actual 2018-19	Adopted 2019-20	Revised 2020-21	Recomm 2020-21	Change 2020-21
Total Sources	9,023,894	11,050,011	9,136,348	8,732,918	8,732,918	—
Total Requirements	16,325,472	16,131,111	18,177,723	18,403,750	18,898,690	494,940
Net County Cost	7,301,579	5,081,100	9,041,375	9,670,832	10,165,772	494,940
Salary Resolution	84.0	87.0	108.0	107.0	107.0	—
Funded FTE	83.9	87.0	107.9	106.9	106.9	—

**1. Adjustments to Provide Current Level Services:** Budget adjustments are made to reflect current costs for existing levels of service and performance in FY 2020-21, including: salary and benefit changes, including merit increases and adjustments to retiree health contributions; and increases in internal service charges. As a one-time funding source, Fund Balance is removed from the Current Level Budget. Net funding adjustments in FY 2020-21 total \$1,957,973.

	CLB Funding Adjustments FY 2020-21
Sources	(1,431,006)
<b>Requirements</b>	
Gross Appropriations	526,967
Intrafund Transfers	—
Net County Cost	1,957,973
Positions	—

**2. Appraisal Services Positions Add/Delete:** This action adds one Support Services Supervisor- Exempt and deletes one Senior Appraiser-U to align with current staffing needs in the Change in Ownership unit. This unit has lost experienced staff capable of training. Errors in determination by the unit may result in loss of revenue or over-assessment of taxpayers. In implementing two-person integrity both in the current system and the new APAS, a supervisor is needed.

The Senior Appraiser-U position is currently filled as WOC Support Service Supervisor by an experienced Assessor-Recorder Technician III.

	RLB Funding Adjustments FY 2020-21
Sources	—
<b>Requirements</b>	
Gross Appropriations	(32,027)
Intrafund Transfers	—
Net County Cost	(32,027)
Positions	—



**3. Fund Balance:** This action re-appropriates Fund Balance from the prior year and includes adjustments to year-end Fund Balance.

<b>RLB Funding Adjustments FY 2020-21</b>	
Sources	1,431,006
<b>Requirements</b>	
Gross Appropriations	—
Intrafund Transfers	—
Net County Cost	(1,431,006)
Positions	—

### **FY 2020-21 Total Funding Adjustments**

<b>Total Funding Adjustments</b>	
Sources	—
<b>Requirements</b>	
Gross Appropriations	494,940
Intrafund Transfers	—
Net County Cost	494,940
Positions	—

## Administration and Support (1320P)

### Resource Allocation Summary

	Actual 2017-18	Actual 2018-19	Adopted 2019-20	Revised 2020-21	Recomm 2020-21	Change 2020-21
Total Sources	140,350	141,516	179,045	183,170	183,170	—
Total Requirements	2,238,372	2,121,422	2,258,086	2,331,649	2,351,634	19,985
Net County Cost	2,098,021	1,979,906	2,079,041	2,148,479	2,168,464	19,985
Salary Resolution	9.0	9.0	9.0	9.0	9.0	—
Funded FTE	9.0	9.0	9.0	9.0	9.0	—

**4. Adjustments to Provide Current Level Services:** Budget adjustments are made to reflect current costs for existing levels of service and performance in FY 2020-21, including: salary and benefit changes, including merit increases and adjustments to retiree health contributions; and increases in internal service charges. As a one-time funding source, Fund Balance is removed from the Current Level Budget. Net funding adjustments in FY 2020-21 total \$19,985.

	CLB Funding Adjustments FY 2020-21
Sources	—
<b>Requirements</b>	
Gross Appropriations	19,985
Intrafund Transfers	—
Net County Cost	19,985
Positions	—

### FY 2020-21 Total Funding Adjustments

	Total Funding Adjustments
Sources	—
<b>Requirements</b>	
Gross Appropriations	19,985
Intrafund Transfers	—
Net County Cost	19,985
Positions	—

## Elections (1330P)

### Resource Allocation Summary

	Actual 2017-18	Actual 2018-19	Adopted 2019-20	Revised 2020-21	Recomm 2020-21	Change 2020-21
Total Sources	2,701,874	3,724,050	4,405,988	2,563,574	3,014,385	450,811
Total Requirements	4,598,393	4,930,052	9,273,634	7,414,452	7,916,081	501,629
Net County Cost	1,896,519	1,206,003	4,867,646	4,850,878	4,901,696	50,818
Salary Resolution	14.0	15.0	19.0	19.0	19.0	—
Funded FTE	14.0	15.0	19.0	19.0	19.0	—

**5. Adjustments to Provide Current Level Services:** Budget adjustments are made to reflect current costs for existing levels of service and performance in FY 2020-21, including: salary and benefit changes, including merit increases and adjustments to retiree health contributions; and increases in internal service charges. As a one-time funding source, Fund Balance is removed from the Current Level Budget. Net funding adjustments in FY 2020-21 total \$50,818.

	CLB Funding Adjustments FY 2020-21
Sources	—
<b>Requirements</b>	
Gross Appropriations	50,818
Intrafund Transfers	—
Net County Cost	50,818
Positions	—

### 6. Fund Balance:

	RLB Funding Adjustments FY 2020-21
Sources	450,811
<b>Requirements</b>	
Gross Appropriations	450,811
Intrafund Transfers	—
Net County Cost	—
Positions	—

**FY 2020-21 Total Funding Adjustments**

	<b>Total Funding Adjustments</b>
Sources	450,811
Requirements	
Gross Appropriations	501,629
Intrafund Transfers	—
Net County Cost	50,818
Positions	—

## County Clerk-Recorder (1340P)

### Resource Allocation Summary

	Actual 2017-18	Actual 2018-19	Adopted 2019-20	Revised 2020-21	Recomm 2020-21	Change 2020-21
Total Sources	3,537,204	3,776,983	8,678,502	3,802,941	3,802,941	—
Total Requirements	3,714,802	3,431,934	8,772,054	4,283,043	4,111,839	(171,204)
Net County Cost	177,598	(345,049)	93,552	480,102	308,898	(171,204)
Salary Resolution	19.0	19.0	19.0	20.0	20.0	—
Funded FTE	19.0	19.0	19.0	20.0	20.0	—

**7. Adjustments to Provide Current Level Services:** Budget adjustments are made to reflect current costs for existing levels of service and performance in FY 2020-21, including: salary and benefit changes, including merit increases and adjustments to retiree health contributions; and increases in internal service charges. As a one-time funding source, Fund Balance is removed from the Current Level Budget. Net funding adjustments in FY 2020-21 total (\$175,522).

	CLB Funding Adjustments FY 2020-21
Sources	—
<b>Requirements</b>	
Gross Appropriations	(175,522)
Intrafund Transfers	—
Net County Cost	(175,522)
Positions	—

**8. County Clerk-Recorder Positions Add/Delete:** This action adds one Assessor Recorder Technician III and deletes one Lead Assessor Recorder Technician to create more flexibility and cross training.

	RLB Funding Adjustments FY 2020-21
Sources	—
<b>Requirements</b>	
Gross Appropriations	4,318
Intrafund Transfers	—
Net County Cost	4,318
Positions	—

**FY 2020-21 Total Funding Adjustments**

	<b>Total Funding Adjustments</b>
Sources	—
Requirements	
Gross Appropriations	(171,204)
Intrafund Transfers	—
Net County Cost	(171,204)
Positions	—

## Controller's Office (1400B)

### All Funds FY 2020-21 Budget Unit Summary

	Actual 2017-18	Actual 2018-19	Adopted 2019-20	Revised 2020-21	Recomm 2020-21	Change 2020-21
<b>Sources</b>						
Intergovernmental Revenues	152,205	239,945	492,814	599,211	593,316	(5,895)
Charges for Services	2,029,399	2,171,859	1,945,237	1,948,981	2,077,780	128,799
Interfund Revenue	13,611	22,216	87,640	78,613	74,241	(4,372)
Miscellaneous Revenue	195,002	165,856	140,000	140,000	68,400	(71,600)
<b>Total Revenue</b>	<b>2,390,217</b>	<b>2,599,875</b>	<b>2,665,691</b>	<b>2,766,805</b>	<b>2,813,737</b>	<b>46,932</b>
Fund Balance	2,182,741	2,199,449	2,106,899	1,555,169	2,160,021	604,852
<b>Total Sources</b>	<b>4,572,958</b>	<b>4,799,324</b>	<b>4,772,590</b>	<b>4,321,974</b>	<b>4,973,758</b>	<b>651,784</b>
<b>Requirements</b>						
Salaries and Benefits	8,019,770	8,621,695	10,117,855	10,456,092	10,440,117	(15,975)
Services and Supplies	1,018,499	2,165,342	3,379,581	2,383,073	3,617,413	1,234,340
Other Charges	3,190,207	1,479,274	2,844,316	2,395,530	2,935,632	540,102
Reclassification of Expenses	—	—	—	—	73,939	73,939
Other Financing Uses	180,366	179,687	183,134	186,053	216,180	30,127
<b>Gross Appropriations</b>	<b>12,408,842</b>	<b>12,445,997</b>	<b>16,524,886</b>	<b>15,420,748</b>	<b>17,283,281</b>	<b>1,862,533</b>
Intrafund Transfers	(223,021)	(301,602)	(1,780,658)	(752,707)	(1,711,548)	(958,841)
<b>Net Appropriations</b>	<b>12,185,822</b>	<b>12,144,395</b>	<b>14,744,228</b>	<b>14,668,041</b>	<b>15,571,733</b>	<b>903,692</b>
Contingencies/Dept Reserves	1,367,428	1,367,428	1,347,886	1,417,628	1,373,076	(44,552)
<b>Total Requirements</b>	<b>13,553,250</b>	<b>13,511,823</b>	<b>16,092,114</b>	<b>16,085,669</b>	<b>16,944,809</b>	<b>859,140</b>
<b>Net County Cost</b>	<b>8,980,291</b>	<b>8,712,499</b>	<b>11,319,524</b>	<b>11,763,695</b>	<b>11,971,051</b>	<b>207,356</b>
Salary Resolution	46.0	46.0	51.0	51.0	51.0	—
Funded FTE	45.9	46.0	50.9	50.9	50.9	—

## Administration (1411P)

### Resource Allocation Summary

	Actual 2017-18	Actual 2018-19	Adopted 2019-20	Revised 2020-21	Recomm 2020-21	Change 2020-21
Total Sources	1,732,734	1,619,453	1,968,038	1,323,842	1,962,839	638,997
Total Requirements	3,635,502	3,723,737	4,035,523	3,671,687	3,661,265	(10,422)
Net County Cost	1,902,768	2,104,284	2,067,485	2,347,845	1,698,426	(649,419)
Salary Resolution	6.0	6.0	6.0	4.0	4.0	—
Funded FTE	6.0	6.0	6.0	4.0	4.0	—

**1. Adjustments to Provide Current Level Services:** Budget adjustments are made to reflect current costs for existing levels of service and performance in FY 2020-21, including: salary and benefit changes, including merit increases and adjustments to retiree health contributions; increases in internal service charges; and elimination of one-time revenues and expenditures. Adjustments are also made to correct the use of Intrafund Transfers and Interfund Revenue based on accounting changes. Net funding adjustments in FY 2020-21 total \$1,001,206.

	CLB Funding Adjustments FY 2020-21
Sources	(1,322,939)
<b>Requirements</b>	
Gross Appropriations	(321,733)
Intrafund Transfers	—
Net County Cost	1,001,206
Positions	—

**2. Professional Contract Services:** Consulting services for the development of a succinct, clear, understandable, and actionable Disaster Cost Recovery Annex (Annex) to be used by the County to record and submit eligible costs for reimbursement to state and federal agencies such as the California Office of Emergency Services and the Federal Emergency Management Agency (FEMA) post emergency and/or natural disaster. The Annex will include a comprehensive and effective cost recovery plan and cost recovery policies and procedures that comply with state and federal audit requirements. Consulting services for the preparation and submission of SB-90 Mandated Claims to the State Controller's Office for reimbursement of State imposed mandates. The scope of work includes the collection of direct and indirect cost program data, supporting documentation, indirect reduction claims, preparation of claim forms, and submission of claims to the State Controller's Office. Consulting services for the preparation and submission services for the County's Cost Allocation Plan (CAP) pursuant to Code of Federal Regulation (CFR) Part 200, which allows departments to seek Grant reimbursements from the State and Federal Governments for allowable indirect costs identified by the CAP. Scope of work includes conducting initial meetings with designated personnel and training sessions, collecting financial and operational data, data analysis, allocating costs, preparation of CAP for final submission to the State Controller's Office. Maintenance of office machines: an agreement with vendor to provide maintenance and repair services on all printers and scanners for the County of San Mateo's Controller's Office.



RLB Funding Adjustments FY 2020-21	
Sources	—
Requirements	
Gross Appropriations	311,311
Intrafund Transfers	—
Net County Cost	311,311
Positions	—

**3. Fund Balance Adjustment:** This action re-appropriates Fund Balance from the prior year and includes adjustments to Year-End Fund Balance.

RLB Funding Adjustments FY 2020-21	
Sources	1,961,936
Requirements	
Gross Appropriations	—
Intrafund Transfers	—
Net County Cost	(1,961,936)
Positions	—

### FY 2020-21 Total Funding Adjustments

Total Funding Adjustments	
Sources	638,997
Requirements	
Gross Appropriations	(10,422)
Intrafund Transfers	—
Net County Cost	(649,419)
Positions	—

## Internal Audit (1421P)

### Resource Allocation Summary

	Actual 2017-18	Actual 2018-19	Adopted 2019-20	Revised 2020-21	Recomm 2020-21	Change 2020-21
Total Sources	106,956	—	—	—	—	—
Total Requirements	1,633,548	1,644,279	1,765,751	1,803,012	2,014,794	211,782
Net County Cost	1,526,592	1,644,279	1,765,751	1,803,012	2,014,794	211,782
Salary Resolution	8.0	8.0	8.0	9.0	9.0	—
Funded FTE	7.9	8.0	7.9	8.9	8.9	—

**4. Adjustments to Provide Current Level Services:** Budget adjustments are made to reflect current costs for existing levels of service and performance in FY 2020-21, including: salary and benefit changes, including merit increases and adjustments to retiree health contributions; and increases in internal service charges. Adjustments are also made to correct the use of Intrafund Transfers based on accounting changes. Net funding adjustments in FY 2020-21 total \$186,782.

	CLB Funding Adjustments FY 2020-21
Sources	—
<b>Requirements</b>	
Gross Appropriations	186,782
Intrafund Transfers	—
Net County Cost	186,782
Positions	—

**5. Budget Books Scanning:** Project to scan County's budget books from early 2000s into high resolution, non-destructive full color/greyscale PDF files to transform the complete archive into a searchable database with optical character recognition (OCR) for digital search capacity of prior budgets in lieu of hard copies.

	RLB Funding Adjustments FY 2020-21
Sources	—
<b>Requirements</b>	
Gross Appropriations	3,000
Intrafund Transfers	—
Net County Cost	3,000
Positions	—

**6. Staff Training:** Professional contract services for training of audit staff on updates of Governmental Accounting Standards Board (GASB) and General Accepted Accounting Principles (GAAP) for effective auditing practices.

<b>RLB Funding Adjustments FY 2020-21</b>	
Sources	—
<b>Requirements</b>	
Gross Appropriations	22,000
Intrafund Transfers	—
Net County Cost	22,000
Positions	—

### **FY 2020-21 Total Funding Adjustments**

<b>Total Funding Adjustments</b>	
Sources	—
<b>Requirements</b>	
Gross Appropriations	211,782
Intrafund Transfers	—
Net County Cost	211,782
Positions	—

## Payroll Services (1431P)

### Resource Allocation Summary

	Actual 2017-18	Actual 2018-19	Adopted 2019-20	Revised 2020-21	Recomm 2020-21	Change 2020-21
Total Sources	40,781	31,078	169,255	236,783	229,056	(7,727)
Total Requirements	3,998,878	3,495,985	4,497,465	4,625,193	4,484,374	(140,819)
Net County Cost	3,958,097	3,464,907	4,328,210	4,388,410	4,255,318	(133,092)
Salary Resolution	7.0	7.0	8.0	8.0	8.0	—
Funded FTE	7.0	7.0	8.0	8.0	8.0	—

**7. Adjustments to Provide Current Level Services:** Budget adjustments are made to reflect current costs for existing levels of service and performance in FY 2020-21, including: salary and benefit changes, including merit increases and adjustments to retiree health contributions; and increases in internal service charges. Net funding adjustments in FY 2020-21 total \$64,993.

	CLB Funding Adjustments FY 2020-21
Sources	(205,812)
<b>Requirements</b>	
Gross Appropriations	(140,819)
Intrafund Transfers	—
Net County Cost	64,993
Positions	—

**8. Fund Balance Adjustment:** This action appropriates Fund Balance coming from Payroll Common reserves in ISD.

	RLB Funding Adjustments FY 2020-21
Sources	198,085
<b>Requirements</b>	
Gross Appropriations	—
Intrafund Transfers	—
Net County Cost	(198,085)
Positions	—

**FY 2020-21 Total Funding Adjustments**

	<b>Total Funding Adjustments</b>
Sources	(7,727)
Requirements	
Gross Appropriations	(140,819)
Intrafund Transfers	—
Net County Cost	(133,092)
Positions	—

## Controller Information Systems (1432P)

### Resource Allocation Summary

	Actual 2017-18	Actual 2018-19	Adopted 2019-20	Revised 2020-21	Recomm 2020-21	Change 2020-21
Total Sources	134,195	—	86,746	102,657	73,338	(29,319)
Total Requirements	919,467	929,341	1,168,206	1,264,890	1,578,916	314,026
Net County Cost	785,272	929,341	1,081,460	1,162,233	1,505,578	343,345
Salary Resolution	5.0	5.0	6.0	7.0	7.0	—
Funded FTE	5.0	5.0	6.0	7.0	7.0	—

**9. Adjustments to Provide Current Level Services:** Budget adjustments are made to reflect current costs for existing levels of service and performance in FY 2020-21, including: salary and benefit changes, including merit increases and adjustments to retiree health contributions; increases in internal service charges; and elimination of one-time revenues and expenditures. Adjustments are also made to correct the use of Intrafund Transfers and Interfund Revenue based on accounting changes. Net funding adjustments in FY 2020-21 total \$387,897.

	CLB Funding Adjustments FY 2020-21
Sources	(29,319)
<b>Requirements</b>	
Gross Appropriations	318,331
Intrafund Transfers	40,247
Contingencies/Dept Reserves	—
Net County Cost	387,897
Positions	—

**10. OFAS Module Upgrade:** OFAS Module upgrade to switch from batch processing to individual invoice processing in order to take advantage of automated invoice processing. This will require Countywide training, development of procedures manual, change management resources, project management, and redesign of the accounts payable workflow.

	RLB Funding Adjustments FY 2020-21
Sources	—
<b>Requirements</b>	
Gross Appropriations	1,000,000
Intrafund Transfers	(1,000,000)
Net County Cost	—
Positions	—

**11. Reserve Adjustments:** This action reduces reserves for both OFAS Shared and Consolidated Check Printing, since they should be zero.

RLB Funding Adjustments FY 2020-21	
Sources	—
<b>Requirements</b>	
Gross Appropriations	—
Intrafund Transfers	—
Contingencies/Dept Reserves	(44,552)
Net County Cost	(44,552)
Positions	—

### FY 2020-21 Total Funding Adjustments

Total Funding Adjustments	
Sources	(29,319)
<b>Requirements</b>	
Gross Appropriations	1,318,331
Intrafund Transfers	(959,753)
Contingencies/Dept Reserves	(44,552)
Net County Cost	343,345
Positions	—

## General Accounting (1441P)

### Resource Allocation Summary

	Actual 2017-18	Actual 2018-19	Adopted 2019-20	Revised 2020-21	Recomm 2020-21	Change 2020-21
Total Sources	307,507	225,892	202,137	202,137	138,451	(63,686)
Total Requirements	1,471,869	1,486,272	1,932,586	2,077,842	2,092,248	14,406
Net County Cost	1,164,362	1,260,380	1,730,449	1,875,705	1,953,797	78,092
Salary Resolution	10.0	11.0	12.0	12.0	12.0	—
Funded FTE	10.0	11.0	12.0	12.0	12.0	—

**12. Adjustments to Provide Current Level Services:** Budget adjustments are made to reflect current costs for existing levels of service and performance in FY 2020-21, including: salary and benefit changes, including merit increases and adjustments to retiree health contributions; and increases in internal service charges; Adjustments are also made to correct the use of Intrafund Transfers and Interfund Revenue based on accounting changes. Net funding adjustments in FY 2020-21 total \$32,542.

	CLB Funding Adjustments FY 2020-21
Sources	(63,686)
<b>Requirements</b>	
Gross Appropriations	(31,144)
Intrafund Transfers	—
Net County Cost	32,542
Positions	—

**13. Comprehensive Annual Financial Report:** Professional Contract Services to assist with the submission of the County's Comprehensive Annual Financial Report.

	RLB Funding Adjustments FY 2020-21
Sources	—
<b>Requirements</b>	
Gross Appropriations	45,550
Intrafund Transfers	—
Net County Cost	45,550
Positions	—



**FY 2020-21 Total Funding Adjustments**

	<b>Total Funding Adjustments</b>
Sources	(63,686)
Requirements	
Gross Appropriations	14,406
Intrafund Transfers	—
Net County Cost	78,092
Positions	—

## Property Tax/Special Accounting (1461P)

### Resource Allocation Summary

	Actual 2017-18	Actual 2018-19	Adopted 2019-20	Revised 2020-21	Recomm 2020-21	Change 2020-21
Total Sources	2,250,785	2,922,902	2,346,414	2,456,555	2,570,074	113,519
Total Requirements	1,893,985	2,232,209	2,692,583	2,643,045	3,113,212	470,167
Net County Cost	(356,800)	(690,692)	346,169	186,490	543,138	356,648
Salary Resolution	10.0	9.0	11.0	11.0	11.0	—
Funded FTE	10.0	9.0	11.0	11.0	11.0	—

**14. Adjustments to Provide Current Level Services:** Budget adjustments are made to reflect current costs for existing levels of service and performance in FY 2020-21, including: salary and benefit changes, including merit increases and adjustments to retiree health contributions; and increases in internal service charges. Adjustments are also made to correct the use of Intrafund Transfers and Interfund Revenue based on accounting changes. Net funding adjustments in FY 2020-21 total (\$62,005).

	CLB Funding Adjustments FY 2020-21
Sources	113,519
<b>Requirements</b>	
Gross Appropriations	50,602
Intrafund Transfers	912
Net County Cost	(62,005)
Positions	—

**15. Managed Hosting Services:** Managed Hosting Services for the Tax Collector and Controller's Office Property Tax Systems in order to provide secondary backup from which to conduct business in the event of a disaster.

	RLB Funding Adjustments FY 2020-21
Sources	—
<b>Requirements</b>	
Gross Appropriations	398,678
Intrafund Transfers	—
Net County Cost	398,678
Positions	—

**16. Term Management Analyst:** No longer using Term Management Analyst for Oversight Board activities.

RLB Funding Adjustments FY 2020-21	
Sources	—
<b>Requirements</b>	
Gross Appropriations	(120,025)
Intrafund Transfers	—
Net County Cost	(120,025)
Positions	—

**17. Appraisals:** Professional Contract Services for appraisals on behalf of the County-wide Oversight Board.

RLB Funding Adjustments FY 2020-21	
Sources	—
<b>Requirements</b>	
Gross Appropriations	140,000
Intrafund Transfers	—
Net County Cost	140,000
Positions	—

**FY 2020-21 Total Funding Adjustments**

Total Funding Adjustments	
Sources	113,519
<b>Requirements</b>	
Gross Appropriations	469,255
Intrafund Transfers	912
Net County Cost	356,648
Positions	—

## Treasurer - Tax Collector (1500B)

### All Funds FY 2020-21 Budget Unit Summary

	Actual 2017-18	Actual 2018-19	Adopted 2019-20	Revised 2020-21	Recomm 2020-21	Change 2020-21
<b>Sources</b>						
Licenses, Permits and Franchises	1,906	2,372	1,850	1,850	1,850	—
Use of Money and Property	69,148	—	—	—	—	—
Charges for Services	6,004,667	6,869,919	5,149,490	7,896,305	7,407,885	(488,420)
Interfund Revenue	447,276	2,077,091	3,643,364	2,983,014	1,133,014	(1,850,000)
Miscellaneous Revenue	222,867	123,654	56,000	56,000	56,000	—
<b>Total Revenue</b>	<b>6,745,863</b>	<b>9,073,035</b>	<b>8,850,704</b>	<b>10,937,169</b>	<b>8,598,749</b>	<b>(2,338,420)</b>
Fund Balance	3,912,028	4,087,746	5,167,910	267,284	1,936,897	1,669,613
<b>Total Sources</b>	<b>10,657,891</b>	<b>13,160,781</b>	<b>14,018,614</b>	<b>11,204,453</b>	<b>10,535,646</b>	<b>(668,807)</b>
<b>Requirements</b>						
Salaries and Benefits	6,894,093	4,039,860	6,135,530	5,890,083	5,596,636	(293,447)
Services and Supplies	9,949,217	3,412,592	7,755,153	5,446,335	5,398,556	(47,779)
Other Charges	935,336	872,874	2,108,638	2,119,727	1,418,022	(701,705)
Reclassification of Expenses	—	—	—	—	1,030,184	1,030,184
Fixed Assets	—	72,668	140,000	140,000	40,000	(100,000)
Other Financing Uses	184,050	172,856	171,986	177,095	175,595	(1,500)
<b>Gross Appropriations</b>	<b>17,962,697</b>	<b>8,570,850</b>	<b>16,311,307</b>	<b>13,773,240</b>	<b>13,658,993</b>	<b>(114,247)</b>
Intrafund Transfers	(11,769,088)	(601,576)	(300,000)	(300,000)	(200,000)	100,000
<b>Net Appropriations</b>	<b>6,193,608</b>	<b>7,969,275</b>	<b>16,011,307</b>	<b>13,473,240</b>	<b>13,458,993</b>	<b>(14,247)</b>
Contingencies/Dept Reserves	301,359	267,284	267,284	267,284	267,284	—
<b>Total Requirements</b>	<b>6,494,967</b>	<b>8,236,559</b>	<b>16,278,591</b>	<b>13,740,524</b>	<b>13,726,277</b>	<b>(14,247)</b>
<b>Net County Cost</b>	<b>(4,162,924)</b>	<b>(4,924,222)</b>	<b>2,259,977</b>	<b>2,536,071</b>	<b>3,190,631</b>	<b>654,560</b>
Salary Resolution	60.0	34.0	34.0	34.0	34.0	—
Funded FTE	60.0	34.0	34.0	34.0	34.0	—

## Tax Collector (1510P)

### Resource Allocation Summary

	Actual 2017-18	Actual 2018-19	Adopted 2019-20	Revised 2020-21	Recomm 2020-21	Change 2020-21
Total Sources	3,225,812	7,075,394	7,247,152	4,303,155	3,531,872	(771,283)
Total Requirements	2,753,618	5,138,661	9,314,990	6,491,959	5,605,647	(886,312)
Net County Cost	(472,194)	(1,936,733)	2,067,838	2,188,804	2,073,775	(115,029)
Salary Resolution	14.0	15.0	15.0	15.0	15.0	—
Funded FTE	14.0	15.0	15.0	15.0	15.0	—

**1. Adjustments to Provide Current Level Services:** Budget adjustments are made to reflect current costs for existing levels of service and performance in FY 2020-21, including: salary and benefit changes, including merit increases and adjustments to retiree health contributions; increases in internal service charges; and elimination of one-time revenues and expenditures. Adjustments are also made to correct the use of Intrafund Transfers and Interfund Revenue based on accounting changes. As a one-time funding source, Fund Balance is removed from the Current Level Budget. Net funding adjustments in FY 2020-21 total \$482,908.

	CLB Funding Adjustments FY 2020-21
Sources	(1,405,900)
<b>Requirements</b>	
Gross Appropriations	(922,992)
Intrafund Transfers	—
Net County Cost	482,908
Positions	—

**2. Addition of Senior Accountant and Removal of FOS:** The separation of the Tax and Controller systems, as well as the implementation of a new Tax system and changes to many accounting business processes, have resulted in additional accounting requirements from the Controller's office and an increased workload related to compiling and reviewing backup documentation, auditing and reconciling accounts, and monitoring and reviewing fiscal work in the unit. As such, one vacant Fiscal Office Services Supervisor (FOS) is deleted and one Senior Accountant is added to perform professional accounting work due to these changes in responsibilities that require qualification in the tax accounting process.

	RLB Funding Adjustments FY 2020-21
Sources	—
<b>Requirements</b>	
Gross Appropriations	36,680
Intrafund Transfers	—
Net County Cost	36,680
Positions	—

**3. Fund Balance Adjustment:** This action re-appropriates Fund Balance from the prior year and includes adjustments to Year-End Fund Balance.

<b>RLB Funding Adjustments FY 2020-21</b>	
Sources	634,617
<b>Requirements</b>	
Gross Appropriations	—
Intrafund Transfers	—
Net County Cost	(634,617)
Positions	—

### **FY 2020-21 Total Funding Adjustments**

<b>Total Funding Adjustments</b>	
Sources	(771,283)
<b>Requirements</b>	
Gross Appropriations	(886,312)
Intrafund Transfers	—
Net County Cost	(115,029)
Positions	—

## Treasurer (1520P)

### Resource Allocation Summary

	Actual 2017-18	Actual 2018-19	Adopted 2019-20	Revised 2020-21	Recomm 2020-21	Change 2020-21
Total Sources	5,675,275	6,085,387	6,771,462	6,901,298	7,003,774	102,476
Total Requirements	2,904,391	3,097,898	6,963,601	7,248,565	8,120,630	872,065
Net County Cost	(2,770,885)	(2,987,489)	192,139	347,267	1,116,856	769,589
Salary Resolution	20.0	19.0	19.0	19.0	19.0	—
Funded FTE	20.0	19.0	19.0	19.0	19.0	—

**4. Adjustments to Provide Current Level Services:** Budget adjustments are made to reflect current costs for existing levels of service and performance in FY 2020-21, including: salary and benefit changes, including merit increases and adjustments to retiree health contributions; increases in internal service charges; and elimination of one-time revenues and expenditures. Adjustments are also made to correct the use of Intrafund Transfers and Interfund Revenue based on accounting changes. As a one-time funding source, Fund Balance is removed from the Current Level Budget. Net funding adjustments in FY 2020-21 total \$2,071,869.

	CLB Funding Adjustments FY 2020-21
Sources	(1,199,804)
<b>Requirements</b>	
Gross Appropriations	772,065
Intrafund Transfers	100,000
Net County Cost	2,071,869
Positions	—

**5. Fund Balance Adjustment:** This action re-appropriates Fund Balance from the prior year and includes adjustments to Year-End Fund Balance.

	RLB Funding Adjustments FY 2020-21
Sources	1,302,280
<b>Requirements</b>	
Gross Appropriations	—
Intrafund Transfers	—
Net County Cost	(1,302,280)
Positions	—

**FY 2020-21 Total Funding Adjustments**

	<b>Total Funding Adjustments</b>
Sources	102,476
Requirements	
Gross Appropriations	772,065
Intrafund Transfers	100,000
Net County Cost	769,589
Positions	—



## Retirement Office (2000B)

### All Funds FY 2020-21 Budget Unit Summary

	Actual 2017-18	Actual 2018-19	Adopted 2019-20	Revised 2020-21	Recomm 2020-21	Change 2020-21
<b>Sources</b>						
Miscellaneous Revenue	6,413,597	7,814,728	8,978,858	9,019,537	8,458,483	(561,054)
Other Financing Sources	—	—	—	—	—	—
<b>Total Revenue</b>	<b>6,413,597</b>	<b>7,814,728</b>	<b>8,978,858</b>	<b>9,019,537</b>	<b>8,458,483</b>	<b>(561,054)</b>
<b>Total Sources</b>	<b>6,413,597</b>	<b>7,814,728</b>	<b>8,978,858</b>	<b>9,019,537</b>	<b>8,458,483</b>	<b>(561,054)</b>
<b>Requirements</b>						
Salaries and Benefits	4,635,799	4,689,248	5,271,507	5,475,806	5,548,167	72,361
Services and Supplies	1,647,648	2,996,639	3,411,488	3,243,028	2,624,905	(618,123)
Other Charges	131,613	128,840	295,863	300,703	285,411	(15,292)
Fixed Assets	(1,462)	—	—	—	—	—
<b>Gross Appropriations</b>	<b>6,413,597</b>	<b>7,814,728</b>	<b>8,978,858</b>	<b>9,019,537</b>	<b>8,458,483</b>	<b>(561,054)</b>
Intrafund Transfers						
<b>Net Appropriations</b>	<b>6,413,597</b>	<b>7,814,728</b>	<b>8,978,858</b>	<b>9,019,537</b>	<b>8,458,483</b>	<b>(561,054)</b>
<b>Total Requirements</b>	<b>6,413,597</b>	<b>7,814,728</b>	<b>8,978,858</b>	<b>9,019,537</b>	<b>8,458,483</b>	<b>(561,054)</b>
<b>Net County Cost</b>	<b>—</b>	<b>—</b>	<b>—</b>	<b>—</b>	<b>—</b>	<b>—</b>
Salary Resolution	24.0	24.0	23.0	23.0	23.0	—
Funded FTE	24.0	24.0	23.0	23.0	22.8	(0.2)

## Retirement Office (2000P)

### Resource Allocation Summary

	Actual 2017-18	Actual 2018-19	Adopted 2019-20	Revised 2020-21	Recomm 2020-21	Change 2020-21
Total Sources	6,413,597	7,814,728	8,978,858	9,019,537	8,458,483	(561,054)
Total Requirements	6,413,597	7,814,728	8,978,858	9,019,537	8,458,483	(561,054)
Net County Cost	—	—	—	—	—	—
Salary Resolution	24.0	24.0	23.0	23.0	23.0	—
Funded FTE	24.0	24.0	23.0	23.0	22.8	(0.2)

**1. Adjustments to Provide Current Level Services:** Budget adjustments are made to reflect current costs for existing levels of service in FY 2020-21. These adjustments include salary and benefit changes (such as merit increases and adjustments to employer retirement contributions) as well as decreases in services, supplies and other charges. Net adjustments for FY 2020-21 total \$0.

	CLB Funding Adjustments FY 2020-21
Sources	(561,054)
<b>Requirements</b>	
Gross Appropriations	(561,054)
Intrafund Transfers	—
Net County Cost	—
Positions	—

### FY 2020-21 Total Funding Adjustments

	Total Funding Adjustments
Sources	(561,054)
<b>Requirements</b>	
Gross Appropriations	(561,054)
Intrafund Transfers	—
Net County Cost	—
Positions	—

## County Counsel's Office (1600B)

### All Funds FY 2020-21 Budget Unit Summary

	Actual 2017-18	Actual 2018-19	Adopted 2019-20	Revised 2020-21	Recomm 2020-21	Change 2020-21
<b>Sources</b>						
Taxes	—	32,057	118,908	118,908	118,908	—
Charges for Services	4,641,204	5,177,420	5,509,674	5,509,674	5,509,674	—
Interfund Revenue	4,509	3,969	—	—	—	—
Miscellaneous Revenue	729,982	715,719	628,123	200,000	200,000	—
<b>Total Revenue</b>	<b>5,375,695</b>	<b>5,929,165</b>	<b>6,256,705</b>	<b>5,828,582</b>	<b>5,828,582</b>	<b>—</b>
Fund Balance	3,036,669	3,278,687	4,491,448	6,001,394	5,889,712	(111,682)
<b>Total Sources</b>	<b>8,412,364</b>	<b>9,207,852</b>	<b>10,748,153</b>	<b>11,829,976</b>	<b>11,718,294</b>	<b>(111,682)</b>
<b>Requirements</b>						
Salaries and Benefits	11,676,455	12,833,527	13,236,511	13,727,086	14,317,496	590,410
Services and Supplies	1,288,288	1,649,746	1,386,291	1,386,291	1,326,731	(59,560)
Other Charges	744,865	660,315	727,296	773,048	745,594	(27,454)
Fixed Assets	—	—	—	—	—	—
Other Financing Uses	33,310	28,905	25,959	27,260	25,585	(1,675)
<b>Gross Appropriations</b>	<b>13,742,919</b>	<b>15,172,493</b>	<b>15,376,057</b>	<b>15,913,685</b>	<b>16,415,406</b>	<b>501,721</b>
Intrafund Transfers	(2,782,390)	(2,900,413)	(2,879,433)	(2,594,235)	(2,194,235)	400,000
<b>Net Appropriations</b>	<b>10,960,529</b>	<b>12,272,080</b>	<b>12,496,624</b>	<b>13,319,450</b>	<b>14,221,171</b>	<b>901,721</b>
Contingencies/Dept Reserves	2,182,794	4,008,296	6,001,394	6,536,848	5,889,712	(647,136)
<b>Total Requirements</b>	<b>13,143,323</b>	<b>16,280,376</b>	<b>18,498,018</b>	<b>19,856,298</b>	<b>20,110,883</b>	<b>254,585</b>
<b>Net County Cost</b>	<b>4,730,959</b>	<b>7,072,524</b>	<b>7,749,865</b>	<b>8,026,322</b>	<b>8,392,589</b>	<b>366,267</b>
Salary Resolution	47.0	49.0	47.0	49.0	49.0	—
Funded FTE	46.1	49.0	45.5	47.5	48.7	1.2

## County Counsel's Office (1600P)

### Resource Allocation Summary

	Actual 2017-18	Actual 2018-19	Adopted 2019-20	Revised 2020-21	Recomm 2020-21	Change 2020-21
Total Sources	8,412,364	9,207,852	10,748,153	11,829,976	11,718,294	(111,682)
Total Requirements	13,143,323	16,280,376	18,498,018	19,856,298	20,110,883	254,585
Net County Cost	4,730,959	7,072,524	7,749,865	8,026,322	8,392,589	366,267
Salary Resolution	47.0	49.0	47.0	49.0	49.0	—
Funded FTE	46.1	49.0	45.5	47.5	48.7	1.2

**1. Adjustments to Provide Current Level Services:** Budget adjustments are made to reflect current costs for existing levels of service and performance in FY 2020-21, including: salary and benefit changes, including merit increases and adjustments to retiree health contributions; increases in internal service charges; and elimination of one-time revenues and expenditures. Net funding adjustments in FY 2020-21 total \$6,367,661.

	CLB Funding Adjustments FY 2020-21
Sources	(6,001,394)
<b>Requirements</b>	
Gross Appropriations	501,721
Intrafund Transfers	400,000
Contingencies/Dept Reserves	(535,454)
Net County Cost	6,367,661
Positions	—

**2. Fund Balance:** This action re-appropriates Fund Balance from the prior year and includes adjustments to Year-End Fund Balance.

	RLB Funding Adjustments FY 2020-21
Sources	5,889,712
<b>Requirements</b>	
Gross Appropriations	—
Intrafund Transfers	—
Contingencies/Dept Reserves	(111,682)
Net County Cost	(6,001,394)
Positions	—

**FY 2020-21 Total Funding Adjustments**

	<b>Total Funding Adjustments</b>
Sources	(111,682)
Requirements	
Gross Appropriations	501,721
Intrafund Transfers	400,000
Contingencies/Dept Reserves	(647,136)
Net County Cost	366,267
Positions	—

## Human Resources Department (1700B)

### All Funds FY 2020-21 Budget Unit Summary

	Actual 2017-18	Actual 2018-19	Adopted 2019-20	Revised 2020-21	Recomm 2020-21	Change 2020-21
<b>Sources</b>						
Taxes	400,000	400,000	412,000	424,360	424,360	—
Charges for Services	359,550	368,988	374,500	374,500	374,500	—
Interfund Revenue	7,055,304	6,965,735	8,520,434	8,826,147	8,841,646	15,499
Miscellaneous Revenue	204,502	226,246	239,554	239,554	239,693	139
Other Financing Sources	—	—	—	—	—	—
<b>Total Revenue</b>	<b>8,019,356</b>	<b>7,960,969</b>	<b>9,546,488</b>	<b>9,864,561</b>	<b>9,880,199</b>	<b>15,638</b>
Fund Balance	1,356,336	1,341,898	1,382,560	501,508	1,404,440	902,932
<b>Total Sources</b>	<b>9,375,692</b>	<b>9,302,867</b>	<b>10,929,048</b>	<b>10,366,069</b>	<b>11,284,639</b>	<b>918,570</b>
<b>Requirements</b>						
Salaries and Benefits	11,756,743	12,211,327	13,868,954	14,389,275	14,520,794	131,519
Services and Supplies	2,358,104	2,264,688	3,136,501	2,764,760	3,357,496	592,736
Other Charges	1,118,280	1,059,884	1,580,704	1,579,742	1,608,949	29,207
Reclassification of Expenses	—	—	—	—	(23,000)	(23,000)
Fixed Assets	—	—	—	—	—	—
Other Financing Uses	141,355	424,374	700,660	292,309	586,323	294,014
<b>Gross Appropriations</b>	<b>15,374,482</b>	<b>15,960,273</b>	<b>19,286,819</b>	<b>19,026,086</b>	<b>20,050,562</b>	<b>1,024,476</b>
Intrafund Transfers	(856,022)	(1,117,327)	(1,453,569)	(1,273,067)	(1,244,159)	28,908
<b>Net Appropriations</b>	<b>14,518,460</b>	<b>14,842,946</b>	<b>17,833,250</b>	<b>17,753,019</b>	<b>18,806,403</b>	<b>1,053,384</b>
Contingencies/Dept Reserves	456,807	456,807	501,508	501,508	501,508	—
<b>Total Requirements</b>	<b>14,975,267</b>	<b>15,299,753</b>	<b>18,334,758</b>	<b>18,254,527</b>	<b>19,307,911</b>	<b>1,053,384</b>
<b>Net County Cost</b>	<b>5,599,575</b>	<b>5,996,886</b>	<b>7,405,710</b>	<b>7,888,458</b>	<b>8,023,272</b>	<b>134,814</b>
Salary Resolution	61.0	62.0	63.0	63.0	63.0	—
Funded FTE	60.6	62.0	62.6	62.6	62.7	0.1

## HR Strategic Support and Partnerships (1710P)

### Resource Allocation Summary

	Actual 2017-18	Actual 2018-19	Adopted 2019-20	Revised 2020-21	Recomm 2020-21	Change 2020-21
Total Sources	2,808,061	2,759,213	3,475,354	3,082,547	3,699,327	616,780
Total Requirements	4,172,462	4,133,692	5,078,938	4,896,624	5,834,780	938,156
Net County Cost	1,364,401	1,374,479	1,603,584	1,814,077	2,135,453	321,376
Salary Resolution	14.0	14.0	13.0	14.0	14.0	—
Funded FTE	14.0	14.0	13.0	14.0	14.0	—

**1. Adjustments to Provide Current Level Services:** Budget adjustments are made to reflect current costs for existing levels of service and performance in FY 2020-21, including: salary and benefit changes, including merit increases and adjustments to retiree health contributions; increases in internal service charges; and elimination of one-time revenues and expenditures. Net funding adjustments in FY 2020-21 total \$321,376.

	CLB Funding Adjustments FY 2020-21
Sources	(501,508)
<b>Requirements</b>	
Gross Appropriations	298,376
Intrafund Transfers	23,000
Contingencies/Dept Reserves	(501,508)
Net County Cost	321,376
Positions	—

**2. Fund Balance Adjustment:** This action re-appropriates Fund Balance from the prior year and includes adjustments to Year-End Fund Balance.

	RLB Funding Adjustments FY 2020-21
Sources	1,118,288
<b>Requirements</b>	
Gross Appropriations	616,780
Intrafund Transfers	—
Contingencies/Dept Reserves	501,508
Net County Cost	—
Positions	—

**FY 2020-21 Total Funding Adjustments**

	<b>Total Funding Adjustments</b>
Sources	616,780
Requirements	
Gross Appropriations	915,156
Intrafund Transfers	23,000
Contingencies/Dept Reserves	—
Net County Cost	321,376
Positions	—



## Employee Benefits & Wellness and HRIM (1720P)

### Resource Allocation Summary

	Actual 2017-18	Actual 2018-19	Adopted 2019-20	Revised 2020-21	Recomm 2020-21	Change 2020-21
Total Sources	2,767,905	2,667,134	3,135,374	3,252,333	3,271,382	19,049
Total Requirements	3,716,766	3,587,479	4,039,819	4,214,593	4,225,466	10,873
Net County Cost	948,861	920,344	904,445	962,260	954,084	(8,176)
Salary Resolution	15.0	15.0	16.0	16.0	16.0	—
Funded FTE	15.0	15.0	16.0	16.0	16.0	—

**3. Adjustments to Provide Current Level Services:** Budget adjustments are made to reflect current costs for existing levels of service and performance in FY 2020-21, including: salary and benefit changes, including merit increases and adjustments to retiree health contributions; increases in internal service charges; and elimination of one-time revenues and expenditures. Net funding adjustments in FY 2020-21 total (\$8,176).

	CLB Funding Adjustments FY 2020-21
Sources	19,049
<b>Requirements</b>	
Gross Appropriations	10,873
Intrafund Transfers	—
Net County Cost	(8,176)
Positions	—

### FY 2020-21 Total Funding Adjustments

	Total Funding Adjustments
Sources	19,049
<b>Requirements</b>	
Gross Appropriations	10,873
Intrafund Transfers	—
Net County Cost	(8,176)
Positions	—

## Risk Management (1730P)

### Resource Allocation Summary

	Actual 2017-18	Actual 2018-19	Adopted 2019-20	Revised 2020-21	Recomm 2020-21	Change 2020-21
Total Sources	2,232,433	2,149,434	2,429,099	2,111,188	2,393,790	282,602
Total Requirements	1,667,204	1,737,894	2,429,099	2,111,188	2,393,790	282,602
Net County Cost	(565,229)	(411,540)	—	—	—	—
Salary Resolution	7.0	7.0	8.0	8.0	8.0	—
Funded FTE	6.7	7.0	7.6	7.6	7.7	0.1

**4. Adjustments to Provide Current Level Services:** Budget adjustments are made to reflect current costs for existing levels of service and performance in FY 2020-21, including: salary and benefit changes, including merit increases and adjustments to retiree health contributions; increases in internal service charges; and elimination of one-time revenues and expenditures. Net funding adjustments in FY 2020-21 total \$0.

	CLB Funding Adjustments FY 2020-21
Sources	(3,550)
<b>Requirements</b>	
Gross Appropriations	(3,550)
Intrafund Transfers	—
Net County Cost	—
Positions	—

**5. Fund Balance Adjustment:** This action adjusts Year-End Fund Balance for ADA Capital Projects funding received from Non-Departmental.

	RLB Funding Adjustments FY 2020-21
Sources	286,152
<b>Requirements</b>	
Gross Appropriations	286,152
Intrafund Transfers	—
Net County Cost	—
Positions	—

**FY 2020-21 Total Funding Adjustments**

	<b>Total Funding Adjustments</b>
Sources	282,602
Requirements	
Gross Appropriations	282,602
Intrafund Transfers	—
Net County Cost	—
Positions	—

## Talent Acquisition (1740P)

### Resource Allocation Summary

	Actual 2017-18	Actual 2018-19	Adopted 2019-20	Revised 2020-21	Recomm 2020-21	Change 2020-21
Total Sources	537,539	503,636	518,619	534,988	534,988	—
Total Requirements	2,435,867	2,449,120	3,207,287	3,349,813	3,216,495	(133,318)
Net County Cost	1,898,328	1,945,484	2,688,668	2,814,825	2,681,507	(133,318)
Salary Resolution	13.0	14.0	14.0	13.0	13.0	—
Funded FTE	13.0	14.0	14.0	13.0	13.0	—

**6. Adjustments to Provide Current Level Services:** Budget adjustments are made to reflect current costs for existing levels of service and performance in FY 2020-21, including: salary and benefit changes, including merit increases and adjustments to retiree health contributions; increases in internal service charges; and elimination of one-time revenues and expenditures. Net funding adjustments in FY 2020-21 total (\$133,318).

	CLB Funding Adjustments FY 2020-21
Sources	—
<b>Requirements</b>	
Gross Appropriations	(133,318)
Intrafund Transfers	—
Net County Cost	(133,318)
Positions	—

### FY 2020-21 Total Funding Adjustments

	Total Funding Adjustments
Sources	—
<b>Requirements</b>	
Gross Appropriations	(133,318)
Intrafund Transfers	—
Net County Cost	(133,318)
Positions	—

## Workforce Resources and Diversity (1750P)

### Resource Allocation Summary

	Actual 2017-18	Actual 2018-19	Adopted 2019-20	Revised 2020-21	Recomm 2020-21	Change 2020-21
Total Sources	1,029,753	1,223,450	1,370,602	1,385,013	1,385,152	139
Total Requirements	2,982,967	3,391,569	3,579,615	3,682,309	3,637,380	(44,929)
Net County Cost	1,953,214	2,168,119	2,209,013	2,297,296	2,252,228	(45,068)
Salary Resolution	12.0	12.0	12.0	12.0	12.0	—
Funded FTE	12.0	12.0	12.0	12.0	12.0	—

**7. Adjustments to Provide Current Level Services:** Budget adjustments are made to reflect current costs for existing levels of service and performance in FY 2020-21, including: salary and benefit changes, including merit increases and adjustments to retiree health contributions; increases in internal service charges; and elimination of one-time revenues and expenditures. Net funding adjustments in FY 2020-21 total (\$45,068).

	CLB Funding Adjustments FY 2020-21
Sources	139
<b>Requirements</b>	
Gross Appropriations	(50,837)
Intrafund Transfers	5,908
Net County Cost	(45,068)
Positions	—

### FY 2020-21 Total Funding Adjustments

	Total Funding Adjustments
Sources	139
<b>Requirements</b>	
Gross Appropriations	(50,837)
Intrafund Transfers	5,908
Net County Cost	(45,068)
Positions	—

## Shared Services (1780B)

### All Funds FY 2020-21 Budget Unit Summary

	Actual 2017-18	Actual 2018-19	Adopted 2019-20	Revised 2020-21	Recomm 2020-21	Change 2020-21
<b>Sources</b>						
Use of Money and Property	4,814	5,580	6,000	6,000	6,000	—
Charges for Services	7,032	6,978	7,131	7,131	7,131	—
Interfund Revenue	17,749	16,231	45,830	45,830	30,830	(15,000)
Miscellaneous Revenue	56,769	73,701	57,698	62,300	62,300	—
<b>Total Revenue</b>	<b>86,364</b>	<b>102,489</b>	<b>116,659</b>	<b>121,261</b>	<b>106,261</b>	<b>(15,000)</b>
Fund Balance	23,481	74,946	116,948	43,115	177,031	133,916
<b>Total Sources</b>	<b>109,845</b>	<b>177,435</b>	<b>233,607</b>	<b>164,376</b>	<b>283,292</b>	<b>118,916</b>
<b>Requirements</b>						
Salaries and Benefits	1,496,100	1,558,925	1,931,119	1,960,605	1,897,686	(62,919)
Services and Supplies	452,363	421,273	779,932	643,601	708,089	64,488
Other Charges	271,054	217,321	267,644	278,280	277,050	(1,230)
Reclassification of Expenses	—	—	—	—	23,000	23,000
Other Financing Uses	9,658	8,381	11,763	12,347	8,406	(3,941)
<b>Gross Appropriations</b>	<b>2,229,175</b>	<b>2,205,900</b>	<b>2,990,458</b>	<b>2,894,833</b>	<b>2,914,231</b>	<b>19,398</b>
Intrafund Transfers	(529,684)	(425,067)	(872,362)	(772,975)	(772,975)	—
<b>Net Appropriations</b>	<b>1,699,491</b>	<b>1,780,834</b>	<b>2,118,096</b>	<b>2,121,858</b>	<b>2,141,256</b>	<b>19,398</b>
Contingencies/Dept Reserves	—	38,050	43,115	43,115	56,629	13,514
<b>Total Requirements</b>	<b>1,699,491</b>	<b>1,818,884</b>	<b>2,161,211</b>	<b>2,164,973</b>	<b>2,197,885</b>	<b>32,912</b>
<b>Net County Cost</b>	<b>1,589,646</b>	<b>1,641,448</b>	<b>1,927,604</b>	<b>2,000,597</b>	<b>1,914,593</b>	<b>(86,004)</b>
Salary Resolution	12.0	12.0	12.0	12.0	12.0	—
Funded FTE	12.0	12.0	12.0	12.0	12.0	—

## Shared Services (1780P)

### Resource Allocation Summary

	Actual 2017-18	Actual 2018-19	Adopted 2019-20	Revised 2020-21	Recomm 2020-21	Change 2020-21
Total Sources	109,845	177,435	233,607	164,376	283,292	118,916
Total Requirements	1,699,491	1,818,884	2,161,211	2,164,973	2,197,885	32,912
Net County Cost	1,589,646	1,641,448	1,927,604	2,000,597	1,914,593	(86,004)
Salary Resolution	12.0	12.0	12.0	12.0	12.0	—
Funded FTE	12.0	12.0	12.0	12.0	12.0	—

**1. Adjustments to Provide Current Level Services:** Budget adjustments are made to reflect current costs for existing levels of service and performance in FY 2020-21, including: salary and benefit changes, including merit increases and adjustments to retiree health contributions; increases in internal service charges; and elimination of one-time revenues and expenditures. Net funding adjustments in FY 2020-21 total (\$86,004).

	CLB Funding Adjustments FY 2020-21
Sources	(58,115)
<b>Requirements</b>	
Gross Appropriations	(101,004)
Intrafund Transfers	—
Contingencies/Dept Reserves	(43,115)
Net County Cost	(86,004)
Positions	—

**2. Fund Balance Adjustment:** This action re-appropriates Fund Balance from the prior year and includes adjustments to Year-End Fund Balance.

	RLB Funding Adjustments FY 2020-21
Sources	177,031
<b>Requirements</b>	
Gross Appropriations	120,402
Intrafund Transfers	—
Contingencies/Dept Reserves	56,629
Net County Cost	—
Positions	—

**3. Position Changes:** Budget adjustments are made to recognize Salary Resolution Amendment 077263 approved by the Board of Supervisors on February 25, 2020 which converts one Principal Management Analyst position to an Administrative Services Manager I.

RLB Funding Adjustments FY 2020-21	
Sources	—
<b>Requirements</b>	
Gross Appropriations	—
Intrafund Transfers	—
Net County Cost	—
Positions	—

### FY 2020-21 Total Funding Adjustments

Total Funding Adjustments	
Sources	118,916
<b>Requirements</b>	
Gross Appropriations	19,398
Intrafund Transfers	—
Contingencies/Dept Reserves	13,514
Net County Cost	(86,004)
Positions	—



## Information Services Department (1800B)

### All Funds FY 2020-21 Budget Unit Summary

	Actual 2017-18	Actual 2018-19	Adopted 2019-20	Revised 2020-21	Recomm 2020-21	Change 2020-21
<b>Sources</b>						
Taxes	9,671,255	6,868,991	6,260,453	5,000,000	5,000,000	—
Use of Money and Property	214,638	215,295	242,358	249,629	446,028	196,399
Intergovernmental Revenues	3,259,862	823,974	7,167,410	5,000,000	5,000,000	—
Charges for Services	1,296,311	1,134,518	911,148	987,041	1,117,263	130,222
Interfund Revenue	7,513,683	7,885,213	10,271,452	10,801,729	11,005,165	203,436
Miscellaneous Revenue	233,545	59,618	190,657	—	—	—
<b>Total Revenue</b>	<b>22,189,294</b>	<b>16,987,610</b>	<b>25,043,478</b>	<b>22,038,399</b>	<b>22,568,456</b>	<b>530,057</b>
Fund Balance	13,866,738	11,515,836	12,348,582	7,691,469	12,965,860	5,274,391
<b>Total Sources</b>	<b>36,056,032</b>	<b>28,503,446</b>	<b>37,392,060</b>	<b>29,729,868</b>	<b>35,534,316</b>	<b>5,804,448</b>
<b>Requirements</b>						
Salaries and Benefits	26,093,138	26,886,293	30,072,996	31,170,947	31,976,815	805,868
Services and Supplies	38,629,622	26,509,629	46,433,264	33,156,124	25,362,907	(7,793,217)
Other Charges	3,036,090	2,761,772	2,560,073	2,187,219	2,870,795	683,576
Reclassification of Expenses	—	—	—	—	(633,186)	(633,186)
Fixed Assets	2,101,555	2,442,988	3,705,000	3,700,000	3,700,000	—
Other Financing Uses	367,793	341,602	319,632	234,564	291,940	57,376
<b>Gross Appropriations</b>	<b>70,228,198</b>	<b>58,942,284</b>	<b>83,090,965</b>	<b>70,448,854</b>	<b>63,569,271</b>	<b>(6,879,583)</b>
Intrafund Transfers	(47,626,249)	(42,194,420)	(53,597,657)	(48,410,455)	(35,328,519)	13,081,936
<b>Net Appropriations</b>	<b>22,601,949</b>	<b>16,747,864</b>	<b>29,493,308</b>	<b>22,038,399</b>	<b>28,240,752</b>	<b>6,202,353</b>
Contingencies/Dept Reserves	13,454,083	11,755,582	7,898,752	7,691,469	7,293,564	(397,905)
<b>Total Requirements</b>	<b>36,056,032</b>	<b>28,503,446</b>	<b>37,392,060</b>	<b>29,729,868</b>	<b>35,534,316</b>	<b>5,804,448</b>
<b>Net County Cost</b>	<b>—</b>	<b>1</b>	<b>—</b>	<b>—</b>	<b>—</b>	<b>—</b>
Salary Resolution	130.0	128.0	135.0	135.0	135.0	—
Funded FTE	129.6	128.0	136.0	136.0	134.4	(1.6)

## Client Success (1820P)

### Resource Allocation Summary

	Actual 2017-18	Actual 2018-19	Adopted 2019-20	Revised 2020-21	Recomm 2020-21	Change 2020-21
Total Sources	14,419	7,365	4,163,127	4,321,035	4,421,299	100,264
Total Requirements	12,453,859	8,506,080	3,930,553	4,083,227	4,600,812	517,585
Net County Cost	12,439,440	8,498,716	(232,574)	(237,808)	179,513	417,321
Salary Resolution	41.0	42.0	42.0	42.0	42.0	—
Funded FTE	40.7	42.0	43.0	43.0	41.6	(1.5)

**1. Adjustments to Provide Current Level Services:** Budget adjustments are made to reflect current costs for existing levels of service and performance in FY 2020-21, including: salary and benefit changes, including merit increases and adjustments to retiree health contributions; increases in internal service charges; and elimination of one-time revenues and expenditures. Adjustments are also made to correct the use of Intrafund Transfers and Interfund Revenue and correct Transfers of overhead and service charges between Subunits within a Budget Unit within same Sub Fund, based on accounting changes. As a one-time funding source, Fund Balance is removed from the Current Level Budget. Net funding adjustments in FY 2020-21 total \$555,321.

	CLB Funding Adjustments FY 2020-21
Sources	(37,736)
<b>Requirements</b>	
Gross Appropriations	(828,436)
Intrafund Transfers	1,346,021
Contingencies/Dept Reserves	—
Net County Cost	555,321
Positions	—

**2. Fund Balance Adjustment:** This action re-appropriates Fund Balance from the prior year and includes adjustments to Year-End Fund Balance.

	RLB Funding Adjustments FY 2020-21
Sources	138,000
<b>Requirements</b>	
Gross Appropriations	—
Intrafund Transfers	—
Net County Cost	(138,000)
Positions	—

**FY 2020-21 Total Funding Adjustments**

	<b>Total Funding Adjustments</b>
Sources	100,264
Requirements	
Gross Appropriations	(828,436)
Intrafund Transfers	1,346,021
Contingencies/Dept Reserves	—
Net County Cost	417,321
Positions	—

## IT Operations (1830P)

### Resource Allocation Summary

	Actual 2017-18	Actual 2018-19	Adopted 2019-20	Revised 2020-21	Recomm 2020-21	Change 2020-21
Total Sources	5,760,722	5,404,794	6,977,363	6,207,287	7,300,649	1,093,362
Total Requirements	12,549,553	17,100,764	6,024,527	5,997,721	7,464,532	1,466,811
Net County Cost	6,788,830	11,695,970	(952,836)	(209,566)	163,883	373,449
Salary Resolution	32.0	29.0	32.0	32.0	32.0	—
Funded FTE	32.0	29.0	32.0	32.0	32.0	—

**3. Adjustments to Provide Current Level Services:** Budget adjustments are made to reflect current costs for existing levels of service and performance in FY 2020-21, including: salary and benefit changes, including merit increases and adjustments to retiree health contributions; increases in internal service charges; and elimination of one-time revenues and expenditures. Adjustments are also made to correct the use of Intrafund Transfers and Interfund Revenue and correct Transfers of overhead and service charges between Subunits within a Budget Unit within same Sub Fund, based on accounting changes. As a one-time funding source, Fund Balance is removed from the Current Level Budget. Net funding adjustments in FY 2020-21 total \$3,443,033.

	CLB Funding Adjustments FY 2020-21
Sources	(1,578,317)
<b>Requirements</b>	
Gross Appropriations	(833,761)
Intrafund Transfers	2,698,477
Contingencies/Dept Reserves	—
Net County Cost	3,443,033
Positions	—

**4. Fund Balance Adjustment:** This action re-appropriates Fund Balance from the prior year and includes adjustments to Year-End Fund Balance.

	RLB Funding Adjustments FY 2020-21
Sources	2,671,679
<b>Requirements</b>	
Gross Appropriations	—
Intrafund Transfers	—
Contingencies/Dept Reserves	(397,905)
Net County Cost	(3,069,584)
Positions	—

**FY 2020-21 Total Funding Adjustments**

	<b>Total Funding Adjustments</b>
Sources	1,093,362
Requirements	
Gross Appropriations	(833,761)
Intrafund Transfers	2,698,477
Contingencies/Dept Reserves	(397,905)
Net County Cost	373,449
Positions	—

## Planning & Project Management (1844P)

### Resource Allocation Summary

	Actual 2017-18	Actual 2018-19	Adopted 2019-20	Revised 2020-21	Recomm 2020-21	Change 2020-21
Total Sources	18,513,126	12,051,933	17,936,256	14,110,826	12,659,695	(1,451,131)
Total Requirements	23,944,745	10,722,362	17,920,250	14,107,134	12,665,758	(1,441,376)
Net County Cost	5,431,619	(1,329,571)	(16,006)	(3,692)	6,063	9,755
Salary Resolution	3.0	1.0	1.0	1.0	1.0	—
Funded FTE	3.0	1.0	1.0	1.0	1.0	—

**5. Adjustments to Provide Current Level Services:** Budget adjustments are made to reflect current costs for existing levels of service and performance in FY 2020-21, including: salary and benefit changes, including merit increases and adjustments to retiree health contributions; increases in internal service charges; and elimination of one-time revenues and expenditures. Adjustments are also made to correct the use of Intrafund Transfers and Interfund Revenue and correct Transfers of overhead and service charges between Subunits within a Budget Unit within same Sub Fund, based on accounting changes. As a one-time funding source, Fund Balance is removed from the Current Level Budget. Net funding adjustments in FY 2020-21 total \$4,104,356.

	CLB Funding Adjustments FY 2020-21
Sources	(5,545,732)
<b>Requirements</b>	
Gross Appropriations	(3,183,308)
Intrafund Transfers	1,741,932
Contingencies/Dept Reserves	—
Net County Cost	4,104,356
Positions	—

**6. Fund Balance Adjustment:** This action re-appropriates Fund Balance from the prior year and includes adjustments to Year-End Fund Balance.

	RLB Funding Adjustments FY 2020-21
Sources	4,094,601
<b>Requirements</b>	
Gross Appropriations	—
Intrafund Transfers	—
Net County Cost	(4,094,601)
Positions	—

**FY 2020-21 Total Funding Adjustments**

	<b>Total Funding Adjustments</b>
Sources	(1,451,131)
Requirements	
Gross Appropriations	(3,183,308)
Intrafund Transfers	1,741,932
Contingencies/Dept Reserves	—
Net County Cost	9,755
Positions	—

## IT Security (1850P)

### Resource Allocation Summary

	Actual 2017-18	Actual 2018-19	Adopted 2019-20	Revised 2020-21	Recomm 2020-21	Change 2020-21
Total Sources	555,279	579,690	2,998,128	3,160,024	3,668,296	508,272
Total Requirements	7,182,265	7,726,903	3,057,965	3,246,956	3,957,772	710,816
Net County Cost	6,626,986	7,147,213	59,837	86,932	289,476	202,544
Salary Resolution	13.0	14.0	15.0	15.0	15.0	—
Funded FTE	13.0	14.0	15.0	15.0	15.0	—

**7. Adjustments to Provide Current Level Services:** Budget adjustments are made to reflect current costs for existing levels of service and performance in FY 2020-21, including: salary and benefit changes, including merit increases and adjustments to retiree health contributions; increases in internal service charges; and elimination of one-time revenues and expenditures. Adjustments are also made to correct the use of Intrafund Transfers and Interfund Revenue and correct Transfers of overhead and service charges between Subunits within a Budget Unit within same Sub Fund, based on accounting changes. As a one-time funding source, Fund Balance is removed from the Current Level Budget. Net funding adjustments in FY 2020-21 total \$757,733.

	CLB Funding Adjustments FY 2020-21
Sources	(46,917)
<b>Requirements</b>	
Gross Appropriations	(283,157)
Intrafund Transfers	993,973
Contingencies/Dept Reserves	—
Net County Cost	757,733
Positions	—

**8. Fund Balance Adjustment:** This action re-appropriates Fund Balance from the prior year and includes adjustments to Year-End Fund Balance.

	RLB Funding Adjustments FY 2020-21
Sources	555,189
<b>Requirements</b>	
Gross Appropriations	—
Intrafund Transfers	—
Net County Cost	(555,189)
Positions	—



**FY 2020-21 Total Funding Adjustments**

	<b>Total Funding Adjustments</b>
Sources	508,272
Requirements	
Gross Appropriations	(283,157)
Intrafund Transfers	993,973
Contingencies/Dept Reserves	—
Net County Cost	202,544
Positions	—

## Business & Fiscal Administration (1810P)

### Resource Allocation Summary

	Actual 2017-18	Actual 2018-19	Adopted 2019-20	Revised 2020-21	Recomm 2020-21	Change 2020-21
Total Sources	7,283,504	10,316,889	3,489,150	—	5,473,885	5,473,885
Total Requirements	(35,955,984)	(25,498,837)	4,266,116	159,464	4,697,384	4,537,920
Net County Cost	(43,239,488)	(35,815,726)	776,966	159,464	(776,501)	(935,965)
Salary Resolution	16.0	17.0	18.0	18.0	18.0	—
Funded FTE	16.0	17.0	18.0	18.0	18.0	—

**9. Adjustments to Provide Current Level Services:** Budget adjustments are made to reflect current costs for existing levels of service and performance in FY 2020-21, including: salary and benefit changes, including merit increases and adjustments to retiree health contributions; increases in internal service charges; and elimination of one-time revenues and expenditures. Adjustments are also made to correct the use of Intrafund Transfers and Interfund Revenue and correct Transfers of overhead and service charges between Subunits within a Budget Unit within same Sub Fund, based on accounting changes. Net funding adjustments in FY 2020-21 total (\$935,965).

	CLB Funding Adjustments FY 2020-21
Sources	199,494
<b>Requirements</b>	
Gross Appropriations	(6,234,809)
Intrafund Transfers	5,498,338
Net County Cost	(935,965)
Positions	—

**10. Fund Balance Adjustment:** This action re-appropriates Fund Balance from the prior year and includes adjustments to Year-End Fund Balance.

	RLB Funding Adjustments FY 2020-21
Sources	5,274,391
<b>Requirements</b>	
Gross Appropriations	5,071,658
Intrafund Transfers	202,733
Net County Cost	—
Positions	—

**FY 2020-21 Total Funding Adjustments**

	<b>Total Funding Adjustments</b>
Sources	5,473,885
Requirements	
Gross Appropriations	(1,163,151)
Intrafund Transfers	5,701,071
Net County Cost	(935,965)
Positions	—

## Applications (1860P)

### Resource Allocation Summary

	Actual 2017-18	Actual 2018-19	Adopted 2019-20	Revised 2020-21	Recomm 2020-21	Change 2020-21
Total Sources	3,928,982	142,775	1,828,036	1,930,696	2,010,492	79,796
Total Requirements	15,881,595	9,946,174	2,192,649	2,135,366	2,148,058	12,692
Net County Cost	11,952,613	9,803,399	364,613	204,670	137,566	(67,104)
Salary Resolution	25.0	25.0	27.0	27.0	27.0	—
Funded FTE	24.9	25.0	27.0	27.0	26.9	(0.1)

**11. Adjustments to Provide Current Level Services:** Budget adjustments are made to reflect current costs for existing levels of service and performance in FY 2020-21, including: negotiated salary and benefit increases, including merit increases and adjustments to retiree health contributions; increases in internal service charges; and elimination of one-time revenues and expenditures. Adjustments are also made to correct the use of Intrafund Transfers and Interfund Revenue and correct Transfers of overhead and service charges between Subunits within a Budget Unit within same Sub Fund, based on accounting changes. As a one-time funding source, Fund Balance is removed from the Current Level Budget. Net funding adjustments in FY 2020-21 total \$164,896.

	CLB Funding Adjustments FY 2020-21
Sources	(152,204)
<b>Requirements</b>	
Gross Appropriations	(587,770)
Intrafund Transfers	600,462
Contingencies/Dept Reserves	—
Net County Cost	164,896
Positions	—

**12. Fund Balance Adjustment:** This action re-appropriates Fund Balance from the prior year and includes adjustments to Year-End Fund Balance.

	RLB Funding Adjustments FY 2020-21
Sources	232,000
<b>Requirements</b>	
Gross Appropriations	—
Intrafund Transfers	—
Net County Cost	(232,000)
Positions	—

**FY 2020-21 Total Funding Adjustments**

	<b>Total Funding Adjustments</b>
Sources	79,796
Requirements	
Gross Appropriations	(587,770)
Intrafund Transfers	600,462
Contingencies/Dept Reserves	—
Net County Cost	(67,104)
Positions	—

## Grand Jury (1920B)

### All Funds FY 2020-21 Budget Unit Summary

	Actual 2017-18	Actual 2018-19	Adopted 2019-20	Revised 2020-21	Recomm 2020-21	Change 2020-21
<b>Total Sources</b>						
<b>Requirements</b>						
Salaries and Benefits	975	—	—	—	—	—
Services and Supplies	113,125	112,060	123,922	123,922	123,922	—
Other Charges	444	431	440	440	440	—
<b>Gross Appropriations</b>	<b>114,544</b>	<b>112,491</b>	<b>124,362</b>	<b>124,362</b>	<b>124,362</b>	<b>—</b>
Intrafund Transfers						
<b>Net Appropriations</b>	<b>114,544</b>	<b>112,491</b>	<b>124,362</b>	<b>124,362</b>	<b>124,362</b>	<b>—</b>
<b>Total Requirements</b>	<b>114,544</b>	<b>112,491</b>	<b>124,362</b>	<b>124,362</b>	<b>124,362</b>	<b>—</b>
<b>Net County Cost</b>	<b>114,544</b>	<b>112,491</b>	<b>124,362</b>	<b>124,362</b>	<b>124,362</b>	<b>—</b>

## Grand Jury (1920P)

### Resource Allocation Summary

	Actual 2017-18	Actual 2018-19	Adopted 2019-20	Revised 2020-21	Recomm 2020-21	Change 2020-21
Total Sources						
Total Requirements	114,544	112,491	124,362	124,362	124,362	—
Net County Cost	114,544	112,491	124,362	124,362	124,362	—

### 1. Adjustments to Provide Current Level Services: Net funding adjustments in FY 2020-21 total \$0.

	CLB Funding Adjustments FY 2020-21
Sources	—
<b>Requirements</b>	
Gross Appropriations	—
Intrafund Transfers	—
Net County Cost	—
Positions	—

### FY 2020-21 Total Funding Adjustments

	Total Funding Adjustments
Sources	—
<b>Requirements</b>	
Gross Appropriations	—
Intrafund Transfers	—
Net County Cost	—
Positions	—

## Non-Departmental Services (8000B)

### All Funds FY 2020-21 Budget Unit Summary

	Actual 2017-18	Actual 2018-19	Adopted 2019-20	Revised 2020-21	Recomm 2020-21	Change 2020-21
<b>Sources</b>						
Taxes	608,557,849	681,991,825	606,507,186	608,840,288	595,550,953	(13,289,335)
Licenses, Permits and Franchises	551,009	522,947	449,558	454,054	522,947	68,893
Fines, Forfeitures and Penalties	273,024	266,681	—	—	—	—
Use of Money and Property	18,926,843	28,634,792	17,208,686	17,723,261	17,429,444	(293,817)
Intergovernmental Revenues	8,747,350	10,927,080	1,746,999	1,759,567	1,689,469	(70,098)
Charges for Services	2,032,533	395,858	926,641	945,174	985,853	40,679
Interfund Revenue	5,477,102	5,288,899	5,137,505	5,262,469	5,917,343	654,874
Miscellaneous Revenue	2,065,939	2,533,236	636,955	600,000	600,000	—
Other Financing Sources	2,668,785	1,511,247	—	—	—	—
<b>Total Revenue</b>	<b>649,300,434</b>	<b>732,072,564</b>	<b>632,613,530</b>	<b>635,584,813</b>	<b>622,696,009</b>	<b>(12,888,804)</b>
Fund Balance	328,900,127	359,113,456	445,110,154	407,037,570	453,682,673	46,645,103
<b>Total Sources</b>	<b>978,200,561</b>	<b>1,091,186,020</b>	<b>1,077,723,684</b>	<b>1,042,622,383</b>	<b>1,076,378,682</b>	<b>33,756,299</b>
<b>Requirements</b>						
Salaries and Benefits	27,638,357	50,667,545	29,881,023	29,881,023	140,000	(29,741,023)
Services and Supplies	38,847,373	23,907,004	71,877,360	63,074,841	64,262,183	1,187,342
Other Charges	32,614,719	11,285,448	38,170,855	13,043,432	18,714,359	5,670,927
Fixed Assets	—	100,000	7,000,000	7,000,000	7,000,000	—
Other Financing Uses	26,394,609	37,212,492	128,796,758	103,398,994	159,219,310	55,820,316
<b>Gross Appropriations</b>	<b>125,495,058</b>	<b>123,172,490</b>	<b>275,725,996</b>	<b>216,398,290</b>	<b>249,335,852</b>	<b>32,937,562</b>
Intrafund Transfers	(1,245,244)	(824,062)	(484,045)	(484,045)	(484,045)	—
<b>Net Appropriations</b>	<b>124,249,814</b>	<b>122,348,427</b>	<b>275,241,951</b>	<b>215,914,245</b>	<b>248,851,807</b>	<b>32,937,562</b>
Contingencies/Dept Reserves	389,576,523	480,984,304	214,646,317	214,598,525	212,045,333	(2,553,192)
<b>Total Requirements</b>	<b>513,826,337</b>	<b>603,332,731</b>	<b>489,888,268</b>	<b>430,512,770</b>	<b>460,897,140</b>	<b>30,384,370</b>
<b>Net County Cost</b>	<b>(464,374,224)</b>	<b>(487,853,289)</b>	<b>(587,835,416)</b>	<b>(612,109,613)</b>	<b>(615,481,542)</b>	<b>(3,371,929)</b>
Salary Resolution	—	—	—	—	—	—
Funded FTE	—	—	—	—	—	—



## Non-Departmental Services (8000P)

### Resource Allocation Summary

	Actual 2017-18	Actual 2018-19	Adopted 2019-20	Revised 2020-21	Recomm 2020-21	Change 2020-21
Total Sources	978,200,561	1,091,186,020	1,077,723,684	1,042,622,383	1,076,378,682	33,756,299
Total Requirements	513,826,337	603,332,731	489,888,268	430,512,770	460,897,140	30,384,370
Net County Cost	(464,374,224)	(487,853,289)	(587,835,416)	(612,109,613)	(615,481,542)	(3,371,929)
Salary Resolution	—	—	—	—	—	—
Funded FTE	—	—	—	—	—	—

**1. Adjustments to Provide Current Level Services:** Budget adjustments are made to reflect current costs for existing levels of service in FY 2020-21. As a one-time funding source, Fund Balance is removed from the Current Level Budget. Net funding adjustments in FY 2020-21 total \$208,555,809.

	CLB Funding Adjustments FY 2020-21
Sources	(406,637,039)
<b>Requirements</b>	
Gross Appropriations	(36,464,143)
Intrafund Transfers	—
Contingencies/Dept Reserves	(161,617,087)
Net County Cost	208,555,809
Positions	—

**2. Decrease in Anticipated Revenue:** Adjustments have been made due to anticipated changes in the economy due to the current pandemic. The net adjustment is (13,289,335)

	RLB Funding Adjustments FY 2020-21
Sources	(13,289,335)
<b>Requirements</b>	
Gross Appropriations	—
Intrafund Transfers	—
Net County Cost	13,289,335
Positions	—

**3. Elections Expense:** Funding for the elections expenses are included.

RLB Funding Adjustments FY 2020-21	
Sources	—
<b>Requirements</b>	
Gross Appropriations	3,770,658
Intrafund Transfers	—
Net County Cost	3,770,658
Positions	—

**4. Capital Projects:** Funds for capital projects are included

RLB Funding Adjustments FY 2020-21	
Sources	—
<b>Requirements</b>	
Gross Appropriations	55,715,561
Intrafund Transfers	—
Net County Cost	55,715,561
Positions	—

**5. Property Tax System Replacement:** Funds are included for the ACRE Property Tax System replacement.

RLB Funding Adjustments FY 2020-21	
Sources	—
<b>Requirements</b>	
Gross Appropriations	9,395,486
Intrafund Transfers	—
Net County Cost	9,395,486
Positions	—

**6. Child Support Services:** Funds in support of the Department of Child Support Services are included.

RLB Funding Adjustments FY 2020-21	
Sources	—
<b>Requirements</b>	
Gross Appropriations	520,000
Intrafund Transfers	—
Net County Cost	520,000
Positions	—

**7. Fund Balance Adjustment:** This actions re-appropriates Fund Balance from the prior year and includes adjustments to Year-End Fund Balance

	RLB Funding Adjustments FY 2020-21
Sources	299,256,546
<b>Requirements</b>	
Gross Appropriations	—
Intrafund Transfers	—
Net County Cost	(299,256,546)
Positions	—

**8. Fund Balance adjustment :**

	RLB Funding Adjustments FY 2020-21
Sources	154,426,127
<b>Requirements</b>	
Gross Appropriations	—
Intrafund Transfers	—
Contingencies/Dept Reserves	159,063,895
Net County Cost	4,637,768
Positions	—

**FY 2020-21 Total Funding Adjustments**

	Total Funding Adjustments
Sources	33,756,299
<b>Requirements</b>	
Gross Appropriations	32,937,562
Intrafund Transfers	—
Contingencies/Dept Reserves	(2,553,192)
Net County Cost	(3,371,929)
Positions	—

## Debt Service Fund (8900B)

### All Funds FY 2020-21 Budget Unit Summary

	Actual 2017-18	Actual 2018-19	Adopted 2019-20	Revised 2020-21	Recomm 2020-21	Change 2020-21
<b>Sources</b>						
Use of Money and Property	259,293	430,518	—	—	—	—
Other Financing Sources	47,684,023	52,429,162	50,024,056	46,918,273	43,741,439	(3,176,834)
<b>Total Revenue</b>	<b>47,943,317</b>	<b>52,859,680</b>	<b>50,024,056</b>	<b>46,918,273</b>	<b>43,741,439</b>	<b>(3,176,834)</b>
Fund Balance	27,458,898	21,687,080	22,768,512	23,634,052	24,074,406	440,354
<b>Total Sources</b>	<b>75,402,215</b>	<b>74,546,760</b>	<b>72,792,568</b>	<b>70,552,325</b>	<b>67,815,845</b>	<b>(2,736,480)</b>
<b>Requirements</b>						
Services and Supplies	—	—	—	—	—	—
Other Charges	53,715,135	51,778,248	49,158,516	45,184,215	43,370,415	(1,813,800)
<b>Gross Appropriations</b>	<b>53,715,135</b>	<b>51,778,248</b>	<b>49,158,516</b>	<b>45,184,215</b>	<b>43,370,415</b>	<b>(1,813,800)</b>
Intrafund Transfers						
<b>Net Appropriations</b>	<b>53,715,135</b>	<b>51,778,248</b>	<b>49,158,516</b>	<b>45,184,215</b>	<b>43,370,415</b>	<b>(1,813,800)</b>
Non-General Fund Reserves	21,687,080	22,768,512	23,634,052	25,368,110	24,445,430	(922,680)
<b>Total Requirements</b>	<b>75,402,215</b>	<b>74,546,760</b>	<b>72,792,568</b>	<b>70,552,325</b>	<b>67,815,845</b>	<b>(2,736,480)</b>
<b>Net County Cost</b>	<b>—</b>	<b>—</b>	<b>—</b>	<b>—</b>	<b>—</b>	<b>—</b>

## Debt Service Fund (8900P)

### Resource Allocation Summary

	Actual 2017-18	Actual 2018-19	Adopted 2019-20	Revised 2020-21	Recomm 2020-21	Change 2020-21
Total Sources	75,402,215	74,546,760	72,792,568	70,552,325	67,815,845	(2,736,480)
Total Requirements	75,402,215	74,546,760	72,792,568	70,552,325	67,815,845	(2,736,480)
Net County Cost	—	—	—	—	—	—

**1. Adjustments to Provide Current Level Services:** Budget adjustments are made to reflect current costs for existing debt service obligations in FY 2020-21. As a one-time funding source, Fund Balance is removed from the Current Level Budget. Net funding adjustments in FY 2020-21 total \$0.

	CLB Funding Adjustments FY 2020-21
Sources	(25,306,886)
<b>Requirements</b>	
Gross Appropriations	(309,800)
Intrafund Transfers	—
Non-General Fund Reserves	(24,997,086)
Net County Cost	—
Positions	—

**2. Fund Balance Adjustment:** This action re-appropriates Fund Balance from the prior year and includes adjustments to Year-End Fund Balance and Reserves.

	RLB Funding Adjustments FY 2020-21
Sources	24,074,406
<b>Requirements</b>	
Gross Appropriations	—
Intrafund Transfers	—
Non-General Fund Reserves	24,074,406
Net County Cost	—
Positions	—

**3. Bond Transfer to FSLRRD:** Colma Creek Flood Control Bonds were transferred from the County to the San Mateo County Flood and Sea Level Rise and Resiliency District effective January 1, 2020.

<b>RLB Funding Adjustments FY 2020-21</b>	
Sources	(1,504,000)
<b>Requirements</b>	
Gross Appropriations	(1,504,000)
Intrafund Transfers	—
Net County Cost	—
Positions	—

### **FY 2020-21 Total Funding Adjustments**

<b>Total Funding Adjustments</b>	
Sources	(2,736,480)
<b>Requirements</b>	
Gross Appropriations	(1,813,800)
Intrafund Transfers	—
Non-General Fund Reserves	(922,680)
Net County Cost	—
Positions	—

This page intentionally left blank

# MEASURE K FUNDED INITIATIVES



## FY 2020-21

### RECOMMENDED BUDGET





Measure K Summary

Budget Unit	Project	Department Name	Project Name	2020-21 Revised	2020-21 Measure K RLB Rollover	2020-21 Other Measure K Adjustments	2020-21 May Recomm
1200B	CMOAA	County Manager's Office	Measure K Admin Assistant	143,222	-	-	143,222
8000B	BOSD3	Non-Departmental Svcs	Programs and Services Dist 3	(529,290)	-	-	(529,290)
8500B	BOSD3	Capital Projects	Programs and Services Dist 3	529,290	141,000	-	670,290
<b>District-Specific Total</b>				<b>143,222</b>	<b>141,000</b>	<b>-</b>	<b>284,222</b>

3000B	SHFSS	Sheriff's Office	School Safety	595,882	-	37,837	633,719
3000B	STRAF	Sheriff's Office	Human Trafficking & CSEC	222,789	-	(7,775)	215,014
3000B	SHFCC	Sheriff's Office	Coastside Response Coord	69,869	-	30,297	100,166
3580B	FPFER	Fire Protection Svcs	County Fire Engine Replc Fnd	1,500,000	-	-	1,500,000
7520B	HSALE	Human Services Agency	CORA - Legal Expenses	103,404	-	(26,154)	77,250
8450B	CAPSF	Other Capital Construction	Skylonda Fire Station Repl	-	500,000	-	500,000
8470B	CAPDC	Other Capital Construction	PSC Regional Ops Ctr (ROC)	-	500,000	-	500,000
8470B	CAPPF	Other Capital Construction	Pescadero Fire Station	8,000,000	-	-	8,000,000
<b>Public Safety Total</b>				<b>10,491,944</b>	<b>1,000,000</b>	<b>34,205</b>	<b>11,526,149</b>

6100B	OSHR	Health System	Our Second Home Fam Res	40,000	-	-	40,000
6100B	RESPX	Health System	Respite Prog	1,122,432	-	-	1,122,432
6100B	SMART	Health System	SMART Prog	92,152	-	-	92,152
6100B	JAILX	Health System	Jail Alternate Prog	182,155	-	(182,155)	-
6100B	KIMAT	Health System	Meas K IMAT Prog	409,773	-	-	409,773
6240B	FHHVE	Health System	Home Visit Expansion	1,292,001	-	-	1,292,001
6300B	JAILX	Health System	Jail Alternate Program	143,005	-	(143,005)	-
6600B	HLTWP	Health System	Whole Person Care Match	2,000,000	-	-	2,000,000
6600B	PESCA	Health System	Coastside Medical Svsc	551,525	-	-	551,525
6600B	TBD	Health System	Health Redirection of Funds	-	-	1,217,825	1,217,825
7420B	HSAPH	Human Services Agency	Public Health Nurse Prog	576,276	-	(3)	576,273
<b>Health and Mental Health Total</b>				<b>6,409,319</b>	<b>-</b>	<b>892,662</b>	<b>7,301,981</b>

1200B	SWAGG	County Manager's Office	Students With Amazing Goals	371,315	-	-	371,315
1700B	STEPA	Human Resources Dept	Training Employment Prog	424,360	-	-	424,360
3700B	LIBBL	County Library	Direct Pay to Library for Big Lift	1,088,012	-	-	1,088,012
3700B	LIBSR	County Library	Library Summer Reading Prog	388,289	-	-	388,289
5550B	4HYDP	Health System	4H Youth Development Prog	32,782	-	-	32,782
6100B	CCEPA	Health System	Comm Collab East Palo Alto	123,478	-	-	123,478
6100B	FAMHX	Health System	First Aid-MH	275,525	-	(50,000)	225,525
6100B	PPMHX	Health System	Parenting Project-MH	97,301	-	(50,000)	47,301
6100B	YOPCM	Health System	Youth Outpatient Case Mgmt	165,464	-	-	165,464
6100B	YOPCM	Health System	Youth Outpatient Case Mgmt	159,668	-	-	159,668
6100B	YOPCM	Health System	Youth Outpatient Case Mgmt	176,034	-	-	176,034
6100B	PRETH	Health System	Pre To Three	604,612	-	-	604,612
6100B	YOPCM	Health System	Youth Outpatient Case Mgmt	167,272	-	-	167,272
6100B	PESCM	Health System	PES Case Management	328,137	-	-	328,137
6100B	COESC	Health System	COE and Schools Coord	173,799	-	-	173,799
6100B	ECHCT	Health System	Early Childhood Comm Teams	721,199	-	-	721,199

## Measure K Summary

Budget Unit	Project	Department Name	Project Name	2020-21 Revised	2020-21 Measure K RLB Rollover	2020-21 Other Measure K Adjustments	2020-21 May Recomm
6100B	EOBIP	Health System	Early Onset Bipolar	446,121	-	-	446,121
6100B	PPMHX	Health System	Parenting Project-MH	58,000	-	-	58,000
6100B	YTRAU	Health System	Youth Trauma Intervention	628,318	-	-	628,318
6100B	YOPCM	Health System	Youth Outpatient Case Mgmt	139,887	-	-	139,887
6100B	PPMHX	Health System	Parenting Project-MH	52,740	-	-	52,740
6240B	PRETH	Health System	Pre To Three	429,018	-	-	429,018
7420B	HSAPI	Human Services Agency	HSA PEI-At Risk Child	1,112,644	-	(1,112,644)	-
7420B	HSAFC	Human Services Agency	CASA (Advocates) - Foster Care	114,802	-	-	114,802
7420B	HSAPI	Human Services Agency	HSA PEI-At Risk Child	678,732	-	821,268	1,500,000
7420B	HSAYS	Human Services Agency	At-Risk Foster Youth Svcs	1,092,727	-	332,348	1,425,075
7510B	HSAST	Human Services Agency	StarVista Dybrk Fstr Yth Trg	230,397	-	10,300	240,697
8000B	NDSEL	Non-Departmental Svcs	Early Learning and Care Trust	6,678,496	-	-	6,678,496
Youth and Education Total				16,959,129	-	(48,728)	16,910,401

1200B	OOSHA	County Manager's Office	Home for All	344,793	-	-	344,793
3800B	PLAHI	Planning and Building	Affordable Housing Initiative	145,874	-	-	145,874
4000B	OOSHA	Office of Sustainability	Home for All	291,748	-	-	291,748
5900B	EHHHP	Health System	Augmented Housing Insp Pgm	401,683	-	-	401,683
7010B	HSAIT	Human Services Agency	ITA - Clarity & FRC DB	110,526	-	2,346	112,872
7010B	HSAIT	Human Services Agency	ITA - Clarity & FRC DB	-	-	-	-
7510B	HSA1D	Human Services Agency	RRHHL 1-Day Count Homeless	-	-	40,000	40,000
7510B	HSA7H	Human Services Agency	Housing Retention	1,273,080	-	-	1,273,080
7510B	HSAA1	Human Services Agency	RRHHL Prog Auditing Needs	10,300	-	(300)	10,000
7510B	HSABF	Human Services Agency	BitFocus Clarity Human Svcs	129,339	-	-	129,339
7510B	HSAEH	Human Services Agency	CORE Emerg Housing Assist	465,311	-	-	465,311
7510B	HSAHC	Human Services Agency	RRHHL CoC Tech Assist	111,395	-	(1)	111,394
7510B	HSAHI	Human Services Agency	HOPE Plan Implementation	993,844	-	(24,996)	968,848
7510B	HSAHO	Human Services Agency	Homeless Outreach Teams	444,443	-	-	444,443
7510B	HSAHS	Human Services Agency	EPA Homeless Shelter Op Exp	589,387	-	-	589,387
7510B	HSAL2	Human Services Agency	RRHHL Abode Services	1,187,696	-	-	1,187,696
7510B	HSAL4	Human Services Agency	RRHHL MVP Diversion	42,436	-	(22,436)	20,000
7510B	HSAL5	Human Services Agency	RRHHL MVP Bridge Funding	412,000	-	148,348	560,348
7510B	HSAL6	Human Services Agency	RRHHL Inclement Weather	30,931	-	(14,163)	16,768
7510B	HSALA	Human Services Agency	RRHHL Abode Contract	1,294,589	-	1	1,294,590
7510B	HSAMS	Human Services Agency	RRHHL Medical Services	220,599	-	-	220,599
7510B	HSAS2	Human Services Agency	RRHHL Interim Housing Cap	534,877	-	(136,754)	398,123
7510B	HSASH	Human Services Agency	Safe Harbor Shelter Bridge	183,905	-	-	183,905
7900B	DOHAH	Dept of Housing	Affordable Housing 3.0 and 4.0	24,739,919	-	(1,451,216)	23,288,703
7900B	DOHCG	Dept of Housing	21 Elements CCAG	132,613	-	1	132,613
7900B	DOHHP	Dept of Housing	HIP Shared Housing	185,658	-	-	185,658
7900B	DOHLT	Dept of Housing	Landlord Tenant I and R	265,225	-	-	265,225
7900B	DOHSS	Dept of Housing	Staff Support	498,784	-	1,451,215	1,950,000
7900B	HOSFL	Dept of Housing	Farm Labor Housing	795,675	-	-	795,675
Housing and Homelessness Total				35,836,630	-	(7,955)	35,828,675

Measure K Summary

Budget Unit	Project	Department Name	Project Name	2020-21 Revised	2020-21 Measure K RLB Rollover	2020-21 Other Measure K Adjustments	2020-21 May Recomm
3900B	NATRS	Parks Department	Natural Resource Mgmt	233,398	-	-	233,398
3900B	PRKIP	Parks Department	Parks Interpretive Program	50,000	-	-	50,000
3900B	PRKOP	Parks Department	Parks Dept Ops and Maint	2,060,000	-	-	2,060,000
3900B	PRKPL	Parks Department	Parks Playground Improv	159,135	-	-	159,135
3900B	PRKVP	Parks Department	Parks Volunteer Program	120,000	-	-	120,000
3900B	PRKVS	Parks Department	Volunteer Stewardship Corps	106,090	-	-	106,090
3990B	FRIPP	Parks Department	Fire Road Improvements	-	250,000	(250,000)	-
3990B	HPWSS	Parks Department	Huddart Water Lines/Supply	250,000	-	-	250,000
3990B	MPHTB	Parks Department	Homestead Bridge Replace	100,000	110,000	(110,000)	100,000
3990B	MPKFI	Parks Department	Memorial Facility Improve	800,000	-	-	800,000
3990B	PRKPP	Parks Department	Coyote Pt Eastern Promenade	-	-	1,310,095	1,310,095
3990B	PRKWP	Parks Department	Parkwide Asphalt Paving	1,400,000	-	-	1,400,000
3990B	PV005	Parks Department	Flood Park Baseball Field	-	186,910	(186,910)	-
3990B	PV008	Parks Department	Huddart Richard Rd Repairs	-	50,000	(50,000)	-
3990B	PV009	Parks Department	Homestead Youth Septic Rpr	-	49,159	(49,159)	-
3990B	PV013	Parks Department	Old Gaudalupe Trail	-	65,712	(65,712)	-
3990B	PV014	Parks Department	Ralston Trail Paving	-	97,447	(97,447)	-
3990B	PV019	Parks Department	Wunderlich Hay Barn Plans	-	242,224	(242,224)	-
3990B	RANGR	Parks Department	Ranger Residences	300,000	-	-	300,000
3990B	SMVCR	Parks Department	Sam Mcdonald VC Reno	-	38,643	(38,643)	-
3990B	SPVVB	Parks Department	SPV VC Bridge Replace	100,000	110,000	(110,000)	100,000
3990B	SPVWB	Parks Department	SPV Walnut Bridge Replace	100,000	110,000	(110,000)	100,000
8500B	PRKMM	Capital Projects	Multi Modal Trail Planning	-	10,155	-	10,155
<b>Parks and Environment Total</b>				<b>5,778,623</b>	<b>1,320,250</b>	<b>-</b>	<b>7,098,873</b>
2510B	DAOEA	District Attorney's Office	District Attorney Elder Abuse	964,338	-	-	964,338
5600B	EMSRC	Health System	EMS - Med Reserve Corps	36,736	-	-	36,736
5700B	AASED	Health System	AAS Elder Depend Adult Protect	716,387	-	-	716,387
5700B	AASDC	Health System	AAS Dementia Services	491,727	-	(491,727)	-
5700B	AASFL	Health System	AAS Friendship Line	218,545	-	-	218,545
5700B	AASKC	Health System	AAS Kinship Caring MH	81,955	-	(81,955)	-
5700B	AASME	Health System	AAS Meals Express Pgm	155,850	-	-	155,850
5700B	AASMW	Health System	AAS Suppl Meal on Wheels	43,260	-	-	43,260
5700B	AASOM	Health System	AAS Ombudsman	121,983	-	-	121,983
7520B	HSAVS	Human Services Agency	Veterans Services	367,573	-	(17,160)	350,413
<b>Older Adults and Veterans Total</b>				<b>3,198,354</b>	<b>-</b>	<b>(590,842)</b>	<b>2,607,512</b>
1200B	CMOOC	County Manager's Office	Measure A Outreach Coord	212,180	-	-	212,180
1200B	CMOI1	County Manager's Office	Community Legal Aid Svcs	22,522	-	(22,522)	-
1200B	PLNPI	County Manager's Office	N Fair Oaks Gen Plan Implm	-	7,400,000	-	7,400,000
1260B	AWMAS	Ag Commissioner/Sealer	Measure K Airport (FAA Ruling)	153,633	-	-	153,633
1600B	CCOAS	County Counsel's Office	Measure K Airport (FAA Ruling)	118,908	-	-	118,908
1800B	ISDTI	Information Services	Tech Infra and Open Data	-	-	170,995	170,995

## Measure K Summary

Budget Unit	Project	Department Name	Project Name	2020-21 Revised	2020-21 Measure K RLB Rollover	2020-21 Other Measure K Adjustments	2020-21 May Recomm
1800B	ISDTI	Information Services	Tech Infra and Open Data	-	-	484,485	484,485
1800B	ISDTI	Information Services	Tech Infra and Open Data	-	-	129,647	129,647
1800B	ISDTI	Information Services	Tech Infra and Open Data	-	-	51,298	51,298
1800B	ISDTI	Information Services	Tech Infra and Open Data	-	-	812,224	812,224
1800B	ISDTI	Information Services	Tech Infra and Open Data	5,000,000	-	(2,218,631)	2,781,369
1800B	ISDTI	Information Services	Tech Infra and Open Data	-	-	284,991	284,991
1800B	ISDTI	Information Services	Tech Infra and Open Data	-	-	284,991	284,991
3000B	SHFAS	Sheriff's Office	Measure K Airport (FAA Ruling)	263,360	-	(263,360)	-
3000B	SHFAS	Sheriff's Office	Measure K Airport (FAA Ruling)	1,287,376	-	11,283	1,298,659
3000B	SHFAS	Sheriff's Office	Measure K Airport (FAA Ruling)	275,631	-	305,621	581,252
3700B	LIBEP	County Library	Library Capital - EPA	459,305	-	-	459,305
4000B	DPWBC	Office of Sustainability	Bicycle Coord	79,568	-	-	79,568
4850B	DPWA1	Dept of Public Works	MCO Airport Sup	154,500	-	14,110	168,610
4850B	DPWAC	Dept of Public Works	Meas K Airport Capital Proj	-	-	-	-
4850B	DPWA1	Dept of Public Works	MCO Airport Sup	70,370	-	-	70,370
5550B	HLTAS	Health System	Measure K Airport (FAA Ruling)	67,595	-	-	67,595
7220B	HSAFB	Human Services Agency	Second Harvest Food Bank	159,135	-	-	159,135
8500B	CAPBF	Capital Projects	Bldgs and Facil Infrastructure	-	3,552,087	-	3,552,087
<b>Community Total</b>				<b>8,324,083</b>	<b>10,952,087</b>	<b>45,132</b>	<b>19,321,302</b>
<b>Sum:</b>				<b>87,141,304</b>	<b>13,413,337</b>	<b>324,474</b>	<b>100,879,115</b>

# CAPITAL PROJECTS SUMMARY



## FY 2020-21

### RECOMMENDED BUDGET



Project	Rollover	Additional Funding Adjustments	FY 2020-21 Recommended Budget Total Appropriations
<b>Department of Public Works Projects</b>			
SMMC Retrofit Water Tank	2,486,149		2,486,149
SMMC Psychiatric Unit Patient Safety Remodel 3AB Bathrooms & Padded Room	397,064		397,064
<b>85115 Total</b>	<b>2,883,213</b>		<b>2,883,213</b>
Hall of Justice Court Tenant Improvements	737,258		6,737,258
<b>85120 Total</b>	<b>737,258</b>		<b>6,737,258</b>
Memorial Park Replace Waste Water Treatment Plant & Collection System	2,519,091		2,519,091
Parallel Trail Creation Hwy 1	3,603,909		3,603,909
Alpine Trail Required Mitigation/Permitting	26,711		66,711
<b>85130 Total</b>	<b>6,149,711</b>		<b>6,189,711</b>
New Maple Street Homeless Shelter Project Master Plan Design	143,406		143,406
<b>85160 Total</b>	<b>143,406</b>		<b>143,406</b>
Countywide Graffiti Abatement Program	452	100,000	100,452
Countywide Strategic Energy Master Plan Project Development	412,384	2,000,000	2,662,384
East Palo Alto City Hall Improvements	1,339,749		8,839,749
Pescadero Creek Dredging-Reporting and Maintenance	109,223	21,270	180,493
San Mateo Medical Center Replace 12 Fire Doors	29,416		29,416
Health Replace Nurse Call System Design	73,942		73,942
Scenic Drive Hazard Mitigation Project - 2017 Storm Event	124,662	630,000	754,662
COB2 Department of Public Works Security Barriers and Space Improvements	121,326		121,326
Princeton Yard-Above Ground Fuel Tank	365,843		365,843
EPA City Hall ADA Improvements	117,890		117,890
Safe Harbor Shelter ADA Improvements	80,973		80,973
Serenity House Install French Drain	347,489		347,489
Radio Shop Project at Chestnut & Grant Yard	4,274,858		4,274,858
Ag. Weights & Measures Bathroom Remodel at 728 Heller St, Redwood City	237,300		237,300
Human Resources 5th Floor Renovation	49,393		3,049,393
Agriculture, Weights, and Measures Project at Chestnut (Pine St.)	3,652,593		3,652,593
Controller's Office Reception Area Safety Upgrades	225,990		225,990
Conservation Easement at Butano Creek	20,838		30,838
Implementation of Facilities Maximo Project	700,000		700,000
Countywide Elevator Replacement RFP-Programming Phase	500,000		500,000
Capital Project Development	641,609		641,609
Integrated Workplace Management System	336,234		586,234
Cordilleras Bathroom-Shower Improvements	16,776		16,776
Countywide Interior Lighting Upgrade	1,336,355		1,336,355
Countywide Electrical Specifications and Safety Compliance	43,022		43,022
Emergent Special Jobs-GF	232,388	123,000	355,388
Countywide Elevator Upgrades		1,000,000	1,000,000
Countwide ADA Improvements		1,000,000	1,000,000
<b>85170 Total</b>	<b>15,390,705</b>	<b>4,874,270</b>	<b>31,324,975</b>
Capital Project Development	5		5
<b>85270 Total</b>	<b>5</b>		<b>5</b>
YSC Co-Gen/Central Plant Upgrade	287,795		287,795
Maguire Correctional Facility Replace Co-Generation with Tico Units	619,082		619,082
San Mateo Medical Center Eye Washer Project	69,483		69,483
South San Francisco 306 Spruce Mechanical Improvements	769,719		769,719
Nevin Health Clinic Replace Roof, Windows and Mechanical Components	868,100		1,868,100
Crimb Lab Replace Roof	279,478		279,478
Youth Services Center Replace Air Cooled Condenser	592,555		592,555
Hall of Justice Replace Indoor Air Handling Units -AC3 SF1 and SF2	259,900		259,900
Maguire Correctional Facility Cooling Tower CT1 Modernization	324,000		324,000



FY 2020-21 Recommended Budget  
Capital Projects Summary: Rollover and Funding Adjustments

Project	Rollover	Additional Funding Adjustments	FY 2020-21 Recommended Budget Total Appropriations
Maguire Correctional Facility Replace 2 Heat Pump Units	242,534		242,534
Youth Services Center Replace Air Handling Unit	277,839		277,839
Youth Services Center Replace Fan Coil Unit	29,241		29,241
Youth Services Center Replace 2 Condenser Units and AHU Unit	352,251		352,251
SMMC Replace Air Compressor and Centrifugal Fan	889,967		889,967
Hall of Justice Replace Failing Condenser	243,656		243,656
Hall of Justice Traction Elevators (Multiple) Elevator 3 and 7 Only	488,000		896,500
Replace ATS Switch Gear at Maguire Correctional Facility	466,095		466,095
SMMC Replace Smoke Detector & Fire Alarm Upgrade	148,810		148,810
Countywide Survey Update - New FCIS Projects Developemnt	60,000		60,000
Facilities Projects Warranty and Close-out	42,732		42,732
Central Library Replace Water Closet Compartment	11,521		11,521
County Office Building One Prepare & Paint Metal Siding (Penthouse)	268		268
County Office Building One Replace Steel Exterior Door (Penthouse)	16,458		16,458
County Office Building Two Sandblast & Epoxy Paint Structural Steel At Roof	1		1
Election Registration Improvements-California Mandated	2,671,077		2,671,077
Hall Of Justice South Entrance Restoration	629,183		629,183
FCIS Building Assessments and Repairs (Name change)		(1,700,000)	1,800,482
COB 1 Replace Elastomeric Roof Coating			138,028
Hall of Justice Replace Cooling Tower Condenser CWP1			114,921
County Center Parking Garage Prepare and Paint Interior		(274,523)	
Human Services 2500 Middlefield Prepare and Paint Exterior			110,618
Construction Services Paint Interior and Exterior			50,850
SMMC Replace Carpet Various Locations			149,117
Cordilleras Center Seal Coat Asphalt Surface		(106,765)	
County Center Parking Garage Replace Existing Lighting Controls			169,500
SMMC Replace Built-Up Roof (FCIS location)			76,968
San Mateo Medical Center Exterior Masonry Corrective Deficiencies tiles		(98,368)	801,360
San Mateo Medical Center Outpatient Rotunda Restroom improvement 1st and 2nd Floor		450,000	450,000
Humidity Control & Sterilization Project (Surgery Unit)		800,000	800,000
<b>85410 Total</b>	<b>10,639,745</b>	<b>(929,656)</b>	<b>16,710,089</b>
Parallel Trail Creation Hwy 1	10,155		10,155
Parallel Trail Creation Hwy 1	141,000		670,290
<b>85830 Total</b>	<b>151,155</b>		<b>680,445</b>
CSA-7 Infra-structure Replacement	2,587,130		2,587,130
Flooding in North Fair Oaks-Hire Consultant to study possible solutions	182,557		182,557
Pescadero Alternate Water Source Evaluation (CSA-11)	100,000		100,000
Pescadero (CSA-11) Aquifer Study	32,400		32,400
CSA11 Waterline to Pescadero Fire Station & Pescadero High School	650,000		650,000
<b>85870 Total</b>	<b>3,552,087</b>		<b>3,552,087</b>
Memorial Park Waste Water Treatment Plant & Collection System	520,000		520,000
Coyote Point Water Distribution & Fire Suppression	400,869		400,869
Tunitas Creek Beach Improvement Project	1,342,785		2,992,785
Memorial Park Homestead Trail Bridge, San Pedro Valley Walnut Bridge and Visitor Center Bridge - Feasibility Study on Replacement Options	200,000		200,000
Huddart Park Water System Upgrade Project	200,000		200,000
Flood Park Review of Plans & Specs	1,250,000		1,250,000
Coyote Point Eastern Promenade	5,921,483	2,691,592	8,613,075

Project	Rollover	Additional Funding Adjustments	FY 2020-21 Recommended Budget Total Appropriations
<b>86130 Total</b>	<b>9,835,137</b>	<b>2,691,592</b>	<b>14,176,729</b>
2014 MSCC Bond Administration Program	25,462		25,462
Maple Street Correctional Center Photovoltaic System	299,391		1,499,391
Maple Street Correctional Center Repairs (CMO)	950,200		950,200
<b>87920 Total</b>	<b>1,275,053</b>		<b>2,475,053</b>
Skylonda 2013 Series A Bond Administration	42,422		42,422
<b>87950 Total</b>	<b>42,422</b>		<b>42,422</b>
General Bond Program Administration	91,571	232,000	323,571
<b>87970 Total</b>	<b>91,571</b>	<b>232,000</b>	<b>323,571</b>
SMMC Replace Boiler 1-6 (Compliance Issue) Phase 2	123,041	450,000	573,041
Children's Receiving Home Emergency Generator	82,963		82,963
Countywide Fire Alarm Upgrade Phase 1 (Design, Programming & Survey)	463,576		463,576
Hall Of Justice Replace Epoxy Flooring in Mechanical Room	1		1
Hall Of Justice Commissioning of the Air Handlers and Smoke Control Reprogramming	210,235		210,235
HOJ, COB2 & Maguire Correctional (Inspection & Testing) Fire Damper Inspection & Replacement	161,435		161,435
HOJ Replace Generator	99,277	84,000	183,277
Construction Services Mill Asphalt	4,707		154,707
Motor Pool Construction Services Mill Asphalt Pavement	369		190,369
SMMC Install Nurse Call System (Board Requested project 2017)		1,430,000	1,430,000
SMMC Fire Water Line Upgrade		2,000,000	2,000,000
<b>88370 Total</b>	<b>1,145,604</b>	<b>3,964,000</b>	<b>5,449,604</b>
San Mateo Medical Center Integrated Behavioral Health Therapy Room Redesign	366,421		366,421
San Mateo Medical Center SPD Equipment Replacement/Upgrade	285,492		1,269,796
San Mateo Medical Center Endo Scope Washer Replacement	134,733		869,758
Crystal Springs Fencing Projects (Measure K)	54,808		54,808
Parkwide Asphalt Paving (Measure K)	625,062	1,400,000	2,025,062
Human Services Agency - Safe Harbor Shelter Renovation	75,508		75,508
Canyon Oaks Youth Center - Residential Chart Room			
San Mateo Medical Center MRI Project Design and Install	3,224,486		3,224,486
San Mateo Medical Center Compounding Pharmacy Hood	237,194		237,194
San Mateo Medical Center Prevent Self Harm and Ligature Project	1,694,886	4,117,114	5,812,000
Safe Harbor Homeless Shelter Expansion Project	1,346,951		1,346,951
Cassia House Kitchen Improvements	77,842		77,842
SSF Foster Youth Housing Renovations @ Orange & Grand Ave	571,178	140,000	711,178
Old Guadalupe Trail	33,544		33,544
YSC Juvenile Hall Restroom Renovation	190,901		190,901
Camp Kemp - Replace Kitchen Countertops			25,000
San Mateo Medical Center - Automated Dispensing Cabinet (ADC) Upgrade			753,986
San Mateo Medical Center - Automated Dispensing Cabinet (ADC) Upgrade PROJECT			751,072
San Mateo Medical Center Outpatient Rotunda Restroom improvement 1st and 2nd Floor		(421,234)	
Bollards for San Mateo Medical Center and Clinics			63,723
San Mateo Medical Center Respiratory New Location			504,529
Lobby Improvement - Probation Adult Services			35,124
Central Library Kitchen and Restroom Remodel			207,416
Central Library Replace Windows			180,224
San Mateo Medical Center Front Desk Remodels- 2 Clinics			459,012

FY 2020-21 Recommended Budget  
Capital Projects Summary: Rollover and Funding Adjustments

Project	Rollover	Additional Funding Adjustments	FY 2020-21 Recommended Budget Total Appropriations
<b>88670 Total</b>	8,919,006	5,235,880	19,275,535
<b>DPW Projects, Subtotal</b>	60,956,078	16,068,086	109,964,103
<b>Project Development Unit Projects</b>			
Regional Operations Center (ROC)	500,000		500,000
Skylonda Fire Station	500,000		500,000
Coroner's Project		(15,000,000)	(15,000,000)
Coroner's Project		15,000,000	15,000,000
Animal Shelter		1,500,000	1,500,000
Cordilleras		7,500,000	7,500,000
South San Francisco		3,000,000	3,000,000
Parking Structure II		13,000,000	20,000,000
Pescadero Fire Station			8,000,000
County Office Building 3			50,000,000
SMMC			1,200,000
Stack Parking / Shuttle			1,000,000
<b>Subtotal, Project Development Unit Projects</b>	1,000,000	25,000,000	93,200,000
<b>Parks Projects</b>			
Fire Road Improvement	250,000	(250,000)	
Homestead Bridge Replacement	110,000	(110,000)	100,000
Homestead Youth Septic Repair	49,159	(49,159)	
Flood Park Baseball Field Renovation	186,910	(186,910)	
Flood Park Improvements			14,000,000
Flood Park Tennis Court Renovation Project	220,000	(220,000)	
Huddart Richard Road Repairs	50,000	(50,000)	
Huddart Water Lines and Supply			250,000
Homestead Youth Septic Repair	49,159	(49,159)	
Memorial Park Facility Improvements			4,187,684
Memorial Park Wastewater Treatment Plant and Collection System			1,000,000
Old Guadalupe Trail Renovation	65,712	(65,712)	
Ralston Trail Paving	97,447	(97,447)	
Wunderlich Hay Barn Plans	242,224	(242,224)	
Sam McDonald Visitor Center Renovation	38,643	(38,643)	
San Pedro Valley Visitor Center Bridge Replacement	110,000	(110,000)	100,000
San Pedro Valley Walnut Bridge Replacement	110,000	(110,000)	100,000
Ranger Residences			300,000
Coyote Point Eastern Promenade Rejuvenation Project		1,530,095	1,530,095
Tunitas Creek Beach			1,650,000
<b>Subtotal, Parks Projects</b>	1,579,254	(49,159)	23,217,779
<b>TOTAL CAPITAL PROJECTS</b>	63,535,332	41,018,927	226,381,882

# POSITION ADJUSTMENT SUMMARY



## FY 2020-21

### RECOMMENDED BUDGET



FY 2020-21 Recommended Budget  
Position Adjustment Summary

DEPARTMENT / DIVISION	BUDGET UNIT ID	CLASSIFICATION	JOB CLASS CODE	ADD	DEL	DESCRIPTION
District Attorney's Office	2510P	Deputy District Attorney II	B023	1		One term Deputy District Attorney position is converted to a permanent position in FY 2020-21 instead of as a FY 2019-20 September Revision.
Sheriff's Office	3011P	IT-Analyst-Unclassified	B152		(1)	One vacant IT-Analyst-Unclassified is deleted and one IT-Analyst is added to align with current staffing needs.
		IT-Analyst	V235	1		
	3013P	Criminal Records Supervisor	E447	1		One Criminal Records Supervisor is added to address increasing workload in the unit.
		Property Officer	E106	2		Two Property Officers are added to address increasing workload in the unit.
	3101P	Office Assistant	E335		(1)	One vacant Office Assistant is deleted and one Legal Office Specialist is added to align with current staffing needs.
		Legal Office Specialist	E375	1		
		Food Service Worker	S037		(6)	Six vacant Food Service Workers are deleted, and one Food Services Manager, two Supervising Cooks, and three Cooks are added to align with current staffing needs.
		Food Services Manager	D175	1		
		Supervising Cooks	S020	2		
		Cook	S027	3		
	Utility Worker	T063	2		Two Utility Workers are added to address increasing workload in the jail.	
	3053P	Crime Analyst-Unclassified	B010	2	(2)	Two Crime Analysts-Unclassified are moved to other operational areas to align with current staffing needs.
	3051P	Criminal Records Supervisor	E447		(1)	Once vacant Criminal Records Supervisor is deleted and one Records Technician is added to align with current staffing needs.
Criminal Records Technician		E446	1			
Probation Department	3227P	Legal Offices Specialist	E375		(1)	One vacant Legal Office Specialist will be converted to one Pretrial Services Specialist position to support the Pretrial Pilot Program.
	3227P	Pretrial Services Specialist	E020	1		
Coroner's Office	3300P	Office Assistant I	E334	1		One Office Assistant I is added to address increasing workload in the unit associated with planned digitization of case files.
<b>Criminal Justice - Subtotals</b>				<b>19</b>	<b>(12)</b>	<b>7</b>
Family Health Services	6240P	Community Program Specialist II	G227		(3)	Three Community Program Specialist II positions in the Nutrition Education and Obesity Prevention Program are moved from Family Health Services to Public Health, Policy, and Planning.
Public Health, Policy, & Planning	5550P	Community Program Specialist II	G227	3		Three Community Program Specialist II positions in the Nutrition Education and Obesity Prevention Program are moved from Family Health Services to Public Health, Policy, and Planning.
		Deputy Health Officer	D010	1		One Deputy Health Officer is added to assist with countywide health initiatives, such as trauma-informed care. Position approved by the Board on 4/21/20 (Salary Resolution Amendment 077366).

FY 2020-21 Recommended Budget  
Position Adjustment Summary

DEPARTMENT / DIVISION	BUDGET UNIT ID	CLASSIFICATION	JOB CLASS CODE	ADD	DEL	DESCRIPTION
Behavioral Health & Recovery Services	6130P	Creative Arts Therapist	F029		(1)	School-Based Mental Health: One Creative Arts Therapist is deleted and one Mental Health Program Specialist is added to better serve the needs of students/clients in need of mental health services in the school-based program. Position change approved by the Board on 3/10/20 (Salary Resolution Amendment 077286).
		Mental Health Program Specialist	G081	1		
	6170P	Patient Services Assistant	E412		(1)	Alcohol and Other Drug Services Administration: One Patient Service Supervisor is deleted and one BHRS Analyst is added to support electronic health record implementation and data analysis. Position change approved by the Board on 3/10/20 (Salary Resolution Amendment 077286).
		BHRS Analyst	G079	1		
	6130P	Mental Health Program Specialist	G081		(1)	One Mental Health Program Specialist is deleted and one Supervising Mental Health Clinician is added to supervise the expanded Psychiatric Emergency Response Team program and staff. Position change approved by the Board on 4/21/20 (Salary Resolution Amendment 077366).
	6140P	Supervising Mental Health Clinician	F005	1		
	6170P	Case Management Assessment Specialist	G240		(1)	Medication Assisted Treatment Program: One Case Management Assessment Specialist is deleted and one Lead BHRS Specialist is added for department's need for a lead worker to support staffing structure. Position change approved by the Board on 4/21/20 (Salary Resolution Amendment 077366).
		Lead BHRS Specialist	G242	1		
	6130P	Marriage and Family Therapist	G120		(2)	Two Marriage and Family Therapists and one Mental Health Counselor are deleted to align with declining caseload the Youth Services Center.
		Mental Health Counselor	G118		(1)	
	6140P	Mental Health Program Specialist	G081		(1)	One Mental Health Program Specialist is deleted with the redirection of Measure K funding from the Court Alternatives Program to other priority areas.
	San Mateo Medical Center	6600P	Psychiatric Social Worker II	B111		(1)
Medical Coding Supervisor			E040	1		
Patient Services Specialist			E414		(1)	Patient Accounting: One vacant Patient Services Specialist is converted to one Program Coordinator II to align with current staffing needs. Position change approved by the Board on 2/25/20 (Salary Resolution Amendment 077236).
Program Coordinator II			G244	1		
Director of Health Information			D157		(1)	One Director of Health Information is moved from Coding Services to Diversity, Equity, and Inclusion.
Supervising Creative Arts Therapist-Exempt			F168	1	(1)	

FY 2020-21 Recommended Budget  
Position Adjustment Summary

DEPARTMENT / DIVISION	BUDGET UNIT ID	CLASSIFICATION	JOB CLASS CODE	ADD	DEL	DESCRIPTION	
San Mateo Medical Center	6600P	Clinical Nurse	F011		(1)	One Clinical Nurse, five Psychiatric Nurses, one Food Services Worker II, and two Custodians are deleted in alignment with the psychiatric census reduction.	
		Psychiatric Nurse	F037		(5)		
		Food Service Worker II	S037		(1)		
		Custodian	T075		(2)		
		Psychiatric Nurse	F037		5	(5)	Five Psychiatric Nurses are moved from Acute Psychiatry to Psychiatry Emergency Services.
		Supervising Pharmacist	F092			(2)	Two Supervising Pharmacists, seven Pharmacists, three Pharmacy Technicians, one Patient Services Specialist, four Patient Services Assistants II, and one Administrative Assistant II-Exempt are deleted due to retail pharmacy closure.
		Pharmacist	F059			(7)	
		Pharmacy Technician	F058			(3)	
		Patient Services Specialist	E414			(1)	
		Patient Services Assistant II	E412			(4)	
		Administrative Assistant II-Exempt	E089			(1)	
		Pharmacy Technician	F058		5	(5)	Five Pharmacy Technicians and one Lead Pharmacist are moved between pharmacies.
		Lead Pharmacist	F090			(1)	
			1				
<b>Health Services - Subtotals</b>				<b>23</b>	<b>(53)</b>	<b>(30)</b>	
Human Services Agency	7010B	Human Resource Manager I	D049	1		Administrative Services: One Management Analyst, which was underfilling a Human Services Manager, is deleted, and one Human Resource Manager I is added to provide human resources services to HSA. Position change approved by the Board on 4/21/20 (Salary Resolution Amendment 077366).	
		Management Analyst	D181				(1)
	7010B	Management Analyst	D181	1		Administrative Services: One Management Analyst is added, and one Human Services Supervisor-Exempt is deleted.	
		Human Services Supervisor-Exempt	G232				(1)
	7420B	Senior Accountant	E009	1		Receiving Home: One Senior Accountant, one Management Analyst, two Accountant II, and one Fiscal Office Specialist are added to ensure proper coding, billing procedures, and to maintain records for STRTP. Positions approved by Board on 2/25/20 (Salary Resolution 077263).	
		Management Analyst	D181	1			
		Accountant II	E011	2			
Department of Child Support Services	2600P	Child Support Analyst I/II	E435		(4)	Four vacant Child Support Analyst I/IIs are deleted to offset cost increases in FY 2020-21.	
	2600P	Child Support Technician	E432		(1)	One vacant Child Support Technician is deleted to offset cost increases in FY 2020-21.	
<b>Social Services - Subtotals</b>				<b>7</b>	<b>(7)</b>	<b>0</b>	



FY 2020-21 Recommended Budget  
Position Adjustment Summary

DEPARTMENT / DIVISION	BUDGET UNIT ID	CLASSIFICATION	JOB CLASS CODE	ADD	DEL	DESCRIPTION
Agriculture/Weights and Measures	1260P	Bio/Standards Specialist III	J064	1		Changes to the scope of work and program management responsibilities under the Pest Detection program warranted a shift of the Pest Detection Supervisor position to a Program Services Manager position. An overfill of a vacant Biologist position was used to recruit for the Program Services Manager. After a recruitment, the Pest Detection Supervisor was selected for the Program Services Manager position. As a result, the vacant Pest Detection Supervisor position was deleted, the Program Services Manager position was added, and the vacant Biologist position used for the overfill was reverted to its original Biologist position. One Pest Detection Supervisor position is deleted and one Biologist/Standards Specialist position is added to reflect current department staffing levels. Position change approved by the Board on 1/14/2020 (Salary Resolution Amendment 077182).
		Pest Detection Supervisor	J070		(1)	
Parks Department	3900B	Administrative Services Manager I	D045		(1)	One Administrative Services Manager I is reclassified as a Financial Services Manager II; change approved by the Board on 3/10/2020 (Salary Resolution Amendment 077286).
		Financial Services Manager II	D151	1		
Office of Sustainability	4000B	Senior Sustainability Specialist	J083S	1		One Senior Sustainability Specialist is added to work across all programs to advance the promotion and engagement of Office of Sustainability resources across County departments, with cities, and regional partners. Position approved by Board on 1/14/20 (Salary Resolution Amendment 077182).
Department of Public Works	4510B	Transportation Systems Coordinator-Unclassified	B211	2		Two permanent Transportation Systems Coordinator-Unclassified positions are added to support San Mateo County local jurisdictions in collaboration with regional and state agencies to improve transportation and associated issues such as housing and climate protection/adaptation.
	4510B	Associate Transportation Systems Coordinator-Unclassified	B411	1		One Associate Transportation Systems Coordinator-Unclassified position is added to support San Mateo County local jurisdictions in collaboration with regional and state agencies to improve transportation and associated issues such as housing and climate protection/adaptation.
	4730B	Boiler Watch Engineer	T048		(1)	One Stationary Engineer I is added and one vacant Boiler Watch Engineer is deleted to better align operational needs. Position change approved by the Board 2/25/20 (Salary Resolution Amendment 077263).
		Stationary Engineer I	T041	1		
<b>Community Services - Subtotals</b>				<b>7</b>	<b>(3)</b>	<b>4</b>

FY 2020-21 Recommended Budget  
Position Adjustment Summary

DEPARTMENT / DIVISION	BUDGET UNIT ID	CLASSIFICATION	JOB CLASS CODE	ADD	DEL	DESCRIPTION
County Manager's Office	1210P	Accountant	E030	1		A term Fiscal Office Specialist is converted to an Accountant to better align with the roles and responsibilities of the work being performed. Position change approved by the Board on 1/14/2020 (Salary Resolution Amendment 077182).
	1210P	Office Services Manager	D153		(1)	During Position Reconciliation the County Manager's Office Manager position was inadvertently moved from the Clerk of the Board to the Budget and Policy Unit; this change moves the position back to the Clerk of the Board.
	1215P	Office Services Manager	D153	1		
	1270B	Management Analyst	D181	1		One Management Analyst is moved from Operations to Administration in Revenue Services to allow for accounting of shared human resources.
				(1)		
Assessor - County Clerk - Recorder - Elections	1310P	Senior Appraiser-Unclassified	B088		(1)	This action adds one Support Services Supervisor-Exempt and deletes one Senior Appraiser-Unclassified to align with current staffing needs in the Change in Ownership unit, which has lost experienced staff capable of training. Errors by the unit may result in loss of revenue or over-assessment of taxpayers. A supervisor is needed to implement two-person integrity both in the current system and the new APAS. The Senior Appraiser-Unclassified position is currently filled as WOC Support Service Supervisor by an experienced Assessor-Recorder Technician III.
		Assessor / Recorder Support Services Supervisor-Exempt	E325	1		
	1340P	Lead Assessor Recorder Technician	E324		(1)	One Assessor Recorder Technician III is added and one Lead Assessor Recorder Technician is deleted to create more flexibility and cross training.
		Assessor Recorder Technician III	E323	1		
Treasurer-Tax Collector	1510P	Senior Accountant	E007	1		The separation of the Tax and Controller systems, as well as the implementation of a new Tax system and changes to many accounting business processes, have resulted in additional accounting requirements from the Controller's office and an increased workload. One vacant Fiscal Office Services Supervisor is deleted and one Senior Accountant is added to perform professional accounting work. Position change approved by the Board on 4/21/2020 (Salary Resolution Amendment 077366).
	1510P	Fiscal Office Services Supervisor	E351		(1)	
Human Resources	1780P	Principal Management Analyst	D180		(1)	Procurement Division: One vacant Principal Management Analyst is deleted and one Administrative Services Manager is added to align with current staffing needs. Position change approved by the Board on 2/25/2020 (Salary Resolution Amendment 077263).
		Administrative Services Manager	D045	1		
<b>Administration and Fiscal Services - Subtotals</b>				<b>7</b>	<b>(6)</b>	<b>1</b>
<b>Total Position Change</b>				<b>63</b>	<b>(81)</b>	
<b>Net Position Change</b>				<b>(18)</b>		

This page intentionally left blank

# MEMBERSHIPS AND CONTRIBUTIONS



## FY 2020-21

### RECOMMENDED BUDGET



FY 2020-21 Recommended Budget  
Memberships and Contributions Summary

FY 2020-21 MEMBERSHIPS AND CONTRIBUTIONS	ADOPTED 2018-19	RECOMMENDED 2019-20	RECOMMENDED 2020-21
<b>Memberships and Cost Shares</b>			
Alliance for Innovation	9,000	9,000	9,000
Association of Bay Area Governments (ABAG)	86,883	86,883	151,176
Association of Bay Area Governments/IRWM Drought Solicitation	13,740	13,740	13,740
Association of Bay Area Governments/Hazardous Waste	10,560	10,560	10,560
California Association of County Executive (CACE)	3,982	3,982	3,982
California State Association of Counties (CSAC)	115,047	115,047	115,047
California State Association of Counties (CSAC) Litigation Fees	13,032	13,032	13,293
City/County Association of Governments (C/CAG)	23,650	23,650	23,439
California Coastal Trail Association (CCTA)	2,000	2,000	2,000
Joint Venture Silicon Valley Network	25,000	25,000	25,000
National Association of Counties (NACO)	14,525	14,525	14,369
San Mateo County Economic Development Association	16,000	16,000	16,000
Sustainable San Mateo County	9,000	9,000	10,000
Urban Counties Caucus (UCC)	37,000	37,000	37,000
<b>Memberships and Cost Shares Total</b>	<b>379,419</b>	<b>379,419</b>	<b>444,606</b>
<b>Contributions</b>			
Half Moon Bay/Coastside Chamber of Commerce	7,725	7,725	10,000
National Organization to Insure a Sound-Controlled Environment	1,155	1,155	1,155
Peninsula Conflict Resolution Center (PCRC)	8,911	8,911	9,362
PenTV	41,200	41,200	46,000
San Mateo County Library Joint Powers Authority	155,504	155,504	168,069
<b>Contributions Total</b>	<b>214,495</b>	<b>214,495</b>	<b>234,586</b>
<b>Sponsorships</b>			
Agricultural Workshop	5,000	5,000	5,000
Disaster Preparedness Day	5,000	5,000	5,000
Older Driver Safety Seminars	5,000	5,000	5,000
Poet Laureate	20,000	20,000	20,000
On the Move Conference	25,000	25,000	25,000
Streets Alive	5,000	5,000	5,000
<b>Sponsorships Total</b>	<b>65,000</b>	<b>65,000</b>	<b>65,000</b>
<b>Grand Total</b>	<b>658,914</b>	<b>658,914</b>	<b>744,192</b>